

# THE HALLOWEEN

# MAKERS

## FRANKENSNAKES

ENGINEERING  
TAKE A CLOSER LOOK

Scared of snakes? Well get ready to turn it up a notch!

This deliciously fiendish Halloween trick will give you the heebie jeebies. Using engineering, we'll show you how to turn gummy worms into Frankensnakes! You won't be eating these sweets, but they'll make your Halloween extra spooky!

### WHAT YOU'LL NEED

GUMMY WORMS OR GUMMY SNAKES



VINEGAR



A GLASS OF WARM WATER



A FORK



SCISSORS



A CLEAR GLASS




4 TBSP OF BAKING SODA



## STEP-BY-STEP

1



Start by cutting the snakes in half lengthways to make them thinner and lighter

2



Take a glass of water, put the baking soda in it and stir

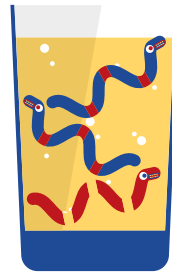
3

**20  
mins**




Next, place the snakes in the water and leave them there to soak for 20 minutes

4



Fish the snakes out of the water and put them into another glass filled with vinegar. Now watch your creation come alive!



### DID YOU KNOW?

The vinegar reacts with the baking soda to form carbon dioxide gas bubbles which rise up and cause the snakes to wriggle. Engineers use chemical reactions like this to protect our environment and generate energy.

For more fun, free engineering activities and events to do this half term visit [yearofengineering.gov.uk/theholidaymakers](http://yearofengineering.gov.uk/theholidaymakers)