


THE HALLOWEEN



HALLOWEEN SLIME



This Halloween why not use engineering to make your very own super stretchy slime to spook all your mates?

You can even customise it using your favourite colours.

WHAT YOU'LL NEED

200ML
CLEAR LIQUID
WASHABLE
GLUE



2 TBSP
EYE
DROPS

2^x



100ML CUP
WATER



A LARGE
BOWL AND
TABLESPOONS



BIODEGRADABLE
GLITTER



FOOD
COLOURING



1 TBSP
BAKING SODA




STEP-BY-STEP

1



First of all, add 200ml of clear washable glue to your bowl

2



Next, add 100ml water and mix well

3



Then it's time to add a colour. Go for green or orange for a real Halloween look

4



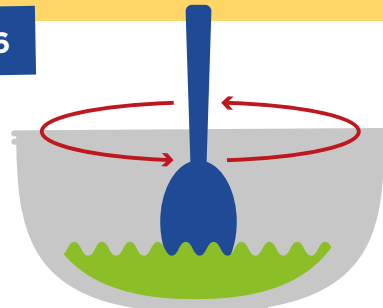
Add the baking soda to the mix

5



Next, add two tablespoons of eye drops

6



Stir the mixture together quickly

7



Knead your mixture to whatever shape you like

DID YOU KNOW?

That's it - you've engineered your very own slime! Engineers design and manufacture all sorts of new materials with unique uses, like spray-on fabric for medical bandages.

For more fun, free engineering activities and events to do this half term visit yearofengineering.gov.uk/theholidaymakers