



Bookmark
Reading Charity

Wonders of Nature Inspiration Pack

TEACHER GUIDE



What is an Inspiration Pack?

Bookmark's Inspiration Pack is a PDF Document linked to the theme of each term's Book Rocket Pack. Designed to promote and embed a culture of whole school reading for pleasure, the Inspiration Pack includes two whole school assembly plans, a whole school reading competition and a whole class reading activity with supporting resources. The pack provide actionable ideas and engaging activities for your school to get the most out of Bookmark's Book Rocket Pack.

How can I use them?

We recommend that you use the Inspiration Pack across half a term. Once the school has received the term's Bookmark Book Rocket Pack, the Inspiration Pack can be followed in the order of each activity. There are instructions and teacher notes within the PDF that offer further support for staff using the resources.



Hook Assembly Plan

Objectives

- To introduce the term's Bookmark Book Rocket Pack to the whole school
- To create a reading community within the school
- To promote and encourage whole school reading for pleasure

Preparation and Resources

Before the Assembly:

- Select two strong and confident readers to read out loud in assembly.
- Have a select few of the books from the Rocket Pack set up for children to choose from (to read in the assembly) under a blanket.

Introduction

Introduce the whole school to this term's Bookmark Book Rocket Pack by choosing one of the following assembly starters:

- Tell children that the Bookmark Rocket Pack has been delivered and there are two readers who are going to read a couple of pages from two of the mystery books. Make sure the books are covered in a box and are not visible to the children (bar the reader).
- One of the readers picks a book – shows the cover to the children and reads out the author. The child will then read the first few pages of the book out loud to the other children.

Main focus

- After the child reads a couple of pages, stop the child. Teacher then explains that they will ask a couple of questions about the book for the children to discuss with their partner.
 - What did you think of the opening of this story?
 - How did the start of this story make you feel?
- Allow children up to 2 minutes to discuss with their partner, then take responses from a select few (KS1 and KS2) Encourage children to listen to others' responses and build on them, if possible.
- If time, repeat the process with another reader, reading from another book. Ask the same questions to the children.

End

If more than one reader read a book, ask children which of the two/ three texts they are more excited to read themselves and why.

Introduce this term's whole school reading challenge: Bookmark's Get Caught Reading Challenge

Share that we have an exciting whole school reading competition this term – Bookmark's Get Caught Reading Challenge. Take a few minutes to run through the instructions for this challenge and reveal that there will be a winner.

Notes For Teachers

This assembly is designed to promote a whole school reading community within your school. We recommend rotating the Rocket Packs across each year group or relevant key phase to ensure that each class has had a chance to explore the books. Bookmark Get Caught Reading Challenge: You can organise a prize for the winner, if you wish. We recommend book related prizes such as a book voucher or a personalised bookmark. You could also make certificates for the winner.

INSTRUCTIONS

Bookmark's Termly School Reading Challenges

'Get Caught Reading' Challenge

What is the challenge?

This is a brilliant opportunity for you to read a book in the most unusual place you can think of!

Who can enter?

Year 1 – Year 6.

How will this work?

You must be photographed reading a book of your choice in an unusual place. Be creative and think outside the box!

You can only submit one photo. You can either send a copy of your photo, with your name and class, in an email to your class teacher or hand in a printed copy, with your name and class on the back of it. Please submit your photo by _____.

There will be one winner from each class. The winners will be announced in our Reading Celebration Assembly on _____.

Note for teachers:

Please utilise this resource in whichever way works best for the needs of your individual class and the pupils in it, whether this is presented as an in-class activity, an intervention activity, or a homework activity.





INSTRUCTIONS

Bookmark's Termly Reading Activity

Who is this for?

KS1 and KS2.

Resources:

The following book from Bookmark's Book Rocket Pack:

KS1

The Oak Tree
by Julia Donaldson



If I Were the World
by Mark Sperring

KS2

Odder
by Katherine Applegate

A Year of Nature Poems
by Joseph Coelho

Photocopies of pages from the above books.



Objective:

Pupils must work collaboratively in small groups to use dramatization to communicate an event within a story.

Main Activity

Choose a text from the list above and read through the book (KS1) or share an extract (KS2). Explain to pupils that they are going to be working in groups to create freeze frames of different events within the story.

Independent Activity

Divide pupils into groups of 4-6 and provide each group with a photocopied page from the book. Give pupils 5-10 minutes to work together to create their freeze frames based on the image they have.

Note for teachers:

Use this activity to circulate this term's Bookmark Book Rocket Pack across each class. Please utilise this resource in whichever way works best for the needs of your individual class and the pupils in it, whether this is presented as a standalone class activity or a lesson starter for a literacy or guided reading lesson. Bookmark's

End

Each group can take it in turns to present their freeze frames to the class. Ask pupils to provide feedback by asking them to share what they liked about the freeze frame and what could be done to improve it.

Book Recommendation Form (KS2)


Draw the book cover in the box below



Who would you recommend this book to?

Why have you recommended it?

How many stars would you rate this book?



Explain your rating:

Reading Celebration (End of Block) Assembly Plan

Objectives

- To celebrate the school's reading achievements from the Term
- To maintain whole school engagement in reading for pleasure
- To announce the winners of the School's Reading Challenge Preparation and Resources

Preparation and Resources

Before the Assembly:

- Teachers to have identified their top 5 favourite 'Get Caught Reading' submissions from the children. We suggest putting these pictures into a Powerpoint presentation to display in the assembly.

Introduction

Wrap up the term's Bookmark Book Rocket Pack theme by asking pupils the following questions:

- Teachers to mention how they will be showing their favourite pictures from the Challenge and voting on a winner.
- Teachers to ask a couple of children in the assembly where was the craziest place they 'got caught reading'?

Main focus

- Show children the Powerpoint with the top 5 images. At each submission ask the children & take a few responses:
- What do you like about this picture?
- Make your way through all pictures, asking the question as you go. At the end have the teachers leave the room to select their winner and runner up to the competition

End

- Teachers to come back in and announce their decision. Winner and runner up to receive their prize (if you wish to provide one).

Notes For Teachers

This assembly is designed to celebrate whole school reading for pleasure! You can also use the assembly to share other reading achievements from this term, from each class or individual pupils.