

ICBIC-24R



## FEATURES

Rigorously tested to ensure decades of use

Exceptional support from Customer Care team

Ready to be fitted with custom panels and handles to blend with cabinetry

All-refrigerator storage solves capacity problems

Nano-coated spill-proof shelves for easy clean-up

Smart-touch controls for streamlined access to more settings

Soft-on LED lights for varying degrees of brightness

Uniform 2134 mm height


## ACCESSORIES

Stainless Steel Tubular Handles

Stainless Steel Pro Handles

Reduced toe kick divider for toe kicks from 5 cm to 10 cm

Accessories are available through an authorized dealer.  
For local dealer information, visit [subzero-wolf.com/locator](http://subzero-wolf.com/locator).



## HANDLE ACCESSORIES

PRO



TUBULAR



## PRODUCT DETAILS

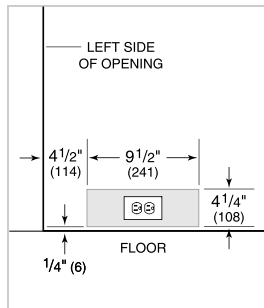
### REFRIGERATOR

- Three adjustable glass shelves
- Two crisper drawers with dividers
- Deli drawer with dividers
- Three adjustable door shelves
- Two stationary door shelves
- Adjustable dairy compartment

**PRODUCT SPECIFICATIONS**

Model	ICBIC-24R
Dimensions	610mmW x 2134mmH x 610mmD
Door Clearance	572mm
Weight	154 kg
Refrigerator Gross Capacity	366 L
Electrical Supply	220-240 VAC; 50/60 Hz
Electrical Service	≤ 4 A
Receptacle	3-prong grounding-type

**ELECTRICAL**



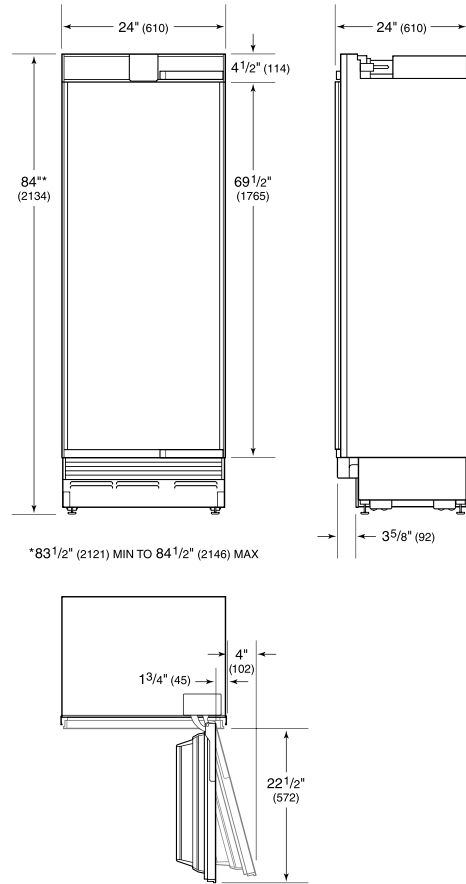
NOTE: Dimensions in parenthesis are in millimeters unless otherwise specified

**INTERIOR VIEW**

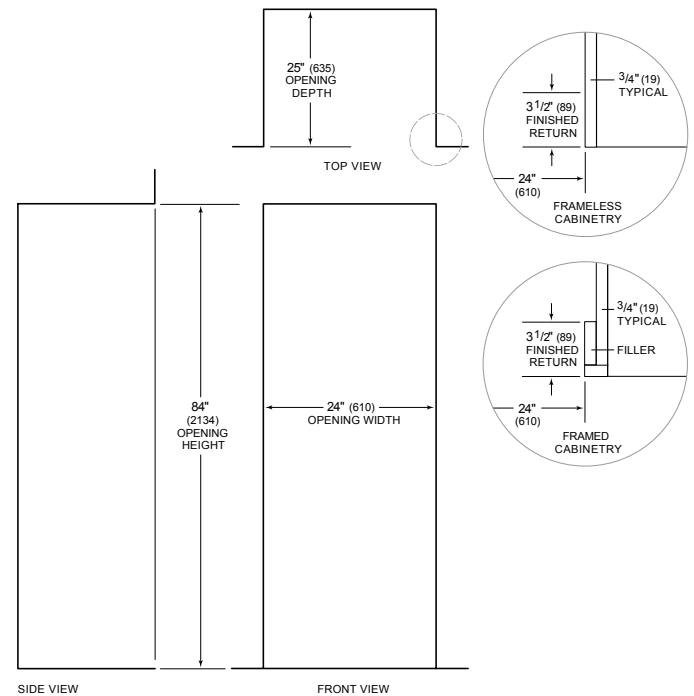


This illustration is intended for interior reference only and may not represent the exterior of the model being specified.

**DIMENSIONS**



**STANDARD INSTALLATION**



NOTE: 3 1/2" (89) finished returns will be visible and should be finished to match cabinetry