

ICBIC-36RID



FEATURES

Rigorously tested to ensure decades of use

Exceptional support from Customer Care team

Ready to be fitted with custom panels and handles to blend with cabinetry

All-refrigerator storage solves capacity problems

Nano-coated spill-proof shelves for easy clean-up

Soft-close doors and drawers

Internal water dispenser works with seamless design

Air purification system fights spoilage, odors

Water-filtration system for ice reduces contaminants, chlorine taste and odor

ACCESSORIES

Stainless Steel Tubular Handles

Stainless Steel Pro Handles

Reduced toe kick divider for toe kicks from 5 cm to 10 cm

Replacement water filter

Accessories are available through an authorized dealer.
For local dealer information, visit subzero-wolf.com/locator.



HANDLE ACCESSORIES

PRO



TUBULAR



PRODUCT DETAILS

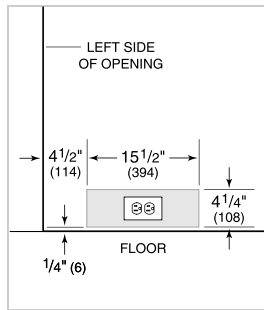
REFRIGERATOR

- Three adjustable glass shelves
- Two crisper drawers with dividers
- Deli drawer with dividers
- Three adjustable door shelves
- Two stationary door shelves
- Adjustable dairy compartment
- Air purification system
- Internal water dispenser
- Water filtration system

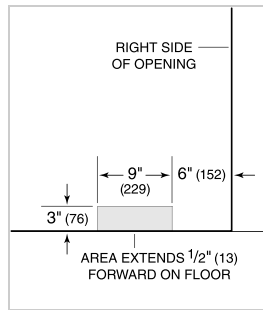
PRODUCT SPECIFICATIONS

Model	ICBIC-36RID
Dimensions	914mmW x 2134mmH x 610mmD
Door Clearance	876mm
Weight	209 kg
Refrigerator Gross Capacity	600 L
Electrical Supply	220-240 VAC; 50/60 Hz
Electrical Service	≤ 4 A
Receptacle	3-prong grounding-type

ELECTRICAL

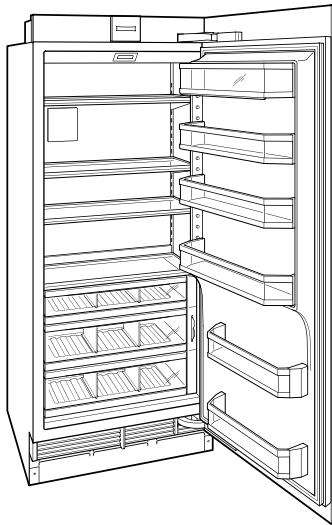


PLUMBING



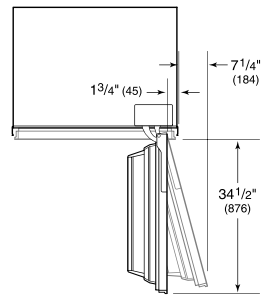
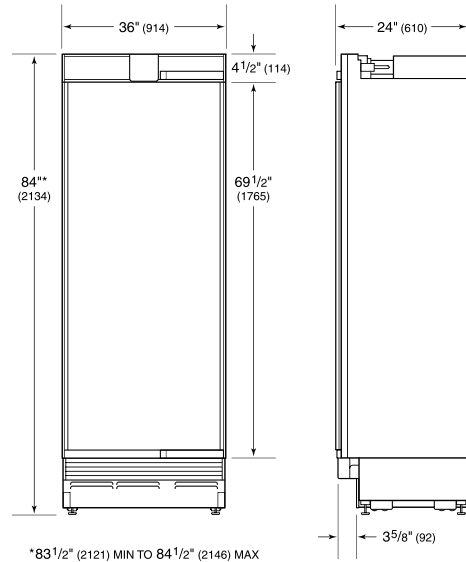
NOTE: Dimensions in parenthesis are in millimeters unless otherwise specified

INTERIOR VIEW

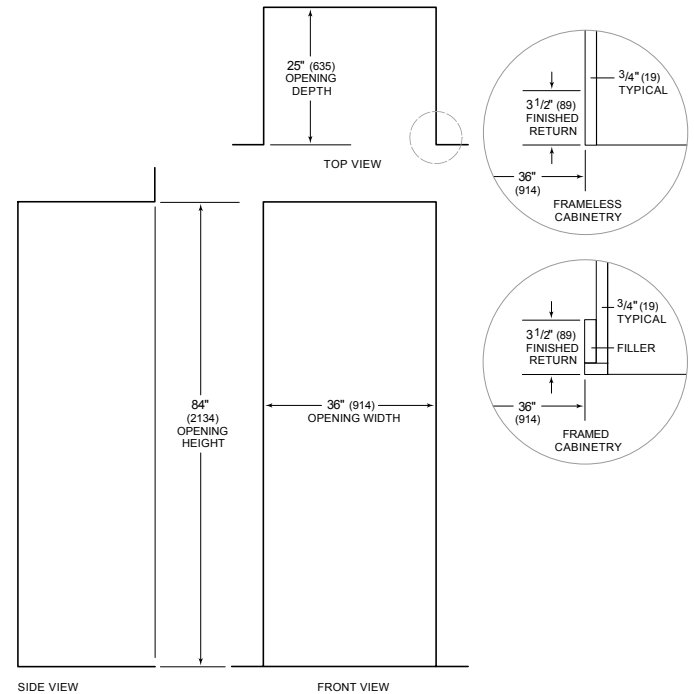


This illustration is intended for interior reference only and may not represent the exterior of the model being specified.

DIMENSIONS



STANDARD INSTALLATION



NOTE: 3 1/2 inch (89 mm) finished returns will be visible and should be finished to match cabinetry