



**Student Handbook for Open
University Validated Programmes
BA (Hons) Media Make-Up, Special
Effects and Hair Design (Top-Up)**

Course code: 4/BAMMF06H21X1/X2

2021/22

Contents page

- 1 Welcome and Introduction**
 - Welcome from the Principal
 - Welcome from the Head of Higher Education
 - Welcome from the Award Leader
 - Introduction to York College
 - York College Mission Statement
- 2 Academic Calendar (including term, assessment and exam board dates)**
 - Course dates with key dates
 - College calendar
- 3 list of programme director and academic staff, their contact details and availability arrangements**
- 4 List of support staff (technical and administrative)**
- 5 Name, position and institution of the external examiner(s) involved in the programme**
- 6 Introduction to the programme**
 - Background, history, philosophy
 - Where a programme leads to professional body recognition (e.g. engineering, teaching, social work) or accreditation, this should be clearly set out in the definitive student handbook
 - Attendance requirements -student should attend all lessons, attendance is monitored and there is a high expectation with regard to attendance requirements
 - Opportunities available to students on completion of the programme (employment, further academic study, etc)
 - Period of registration
- 7 Programme specification**
 - Overview/factual information
 - Programme aims and objectives
 - Learning outcomes, which are linked to:
 - teaching methods
 - assessment strategy
 - programme structure (including information on exit awards)
 - curriculum map
- 8 Module specifications - see module handbook**

The main headings are:

 - Factual information (module title, module tutor, type, level, credit value, mode of delivery, notional learning hours)
 - Rationale and relationship with other modules
 - Aims of the module
 - Pre-requisite modules or specified entry requirements
 - Information on whether the module is compensatable
 - Any PSRB requirements
 - Intended learning outcomes/ teaching and learning strategy
 - Indicative content

- Assessment strategy, assessment methods, their relative weighting and mapping of assessment tasks to learning outcomes
- Teaching staff associated with the module
- Key reading list and other indicative texts

9 Student support, guidance and advice

- York College Mission Statement
- Student Charter
- Induction arrangements
- Study skills
- Role of personal tutor
- Careers guidance at both institutional and programme level Careers advice
- Counselling and student welfare
- If you feel anxious or stressed
- Support for students with disabilities
- Financial advice and support
- Guide to the Virtual Learning Environment (VLE)
- Turnitin
- Student Services
- Helpzone
- Infozone
- Visible ID Policy
- If you wish to pass on a Compliment
- if you have a concern or want to make a complaint
- If you are ill - how to report an absence
- College facilities

10 Opportunities for personal development planning

11 Opportunities and support for study abroad (not applicable)

12 Work placement information (work based Learning experience) if applicable

- Rationale
- Criteria and approval processes for suitable placements
- Responsibility for finding and arranging placement
- Supervision arrangements
- Student responsibilities
- Supporting and feedback arrangements

13 Facilities and Services

- Library/e-learning resources
- Internet searches
- Wikipedia
- Online Resources
- Online books
- Online Journal and Magazine
- Planet eStream
- Newspaper Articles
- Open Educational Resources (OERS and MOCCs)
- Futurelearn
- Coursera
- Computing facilities

- Technical support and helpdesk
- Catering services
- Equipment required to be provided by the student
- Multimedia
- Workshop, laboratory, studio or study areas and other specialist accommodation available to support the programme

14 Assessment and progression regulations

- Assessment
- First attempt (not a resubmission)
- Late and resubmissions
- Discretionary extensions
- Extenuating circumstances
- Assessment marking
- Grading Descriptors
- Formative feedback
- Summative feedback
- Non adherence to word count
- Marking bands
- Internal moderation
- Resit opportunities
- Level progression
- Compensation
- Level failure/repeat opportunities
- Progression with trailing assessments
- Final awards, classification and exit awards
- Recognition of prior learning (RPL)
- Aegrotat and posthumous awards
- Recording assessment decisions
- Publishing assessment decisions
- Related policies/procedures/documents

15 Academic integrity

- Avoiding plagiarism
- Academic misconduct
- Academic referencing and citation
- Appeals and complaints against an assessment decision

16 Other institutional policies and regulations

[HE Policies and Procedures \(yorkcollege.ac.uk\)](https://yorkcollege.ac.uk)

- Disability statement
- Safeguarding [+Prevent]
- Grounds and procedures for appeals
- Equal opportunities statement
- Data protection
- Health and safety issues

17 Student participation and evaluation

- How can you engage
- Student representation on committee

- Higher Education Surveys
- Role of Development and Enhancements meetings
- Module Evaluation
- College Surveys
- National Student Survey
- What happens with my feedback

18 General reading list (i.e. not module specific), including electronic resources

1 Welcome and introduction

Welcome from the Chief Executive and Principal

Thank you for choosing **York** College University Centre for your Higher Education (HE) programme – may I say you are very welcome!

Commencing a HE programme may be somewhat of a daunting experience; there will be much to take in as you study at a higher level. Don't worry though, every single York College colleague wants you to succeed and to get to wherever it is that you're intending to get to – so please do talk to us and make sure you have the support you need to be successful.

Getting to this point means you have already achieved a significant amount and that is something to be hugely proud of. In this next chapter, do make the most of all of the learning experiences you will have; connections to other academic institutions connections to employers; connections to new peers in your sessions, and of course the talented colleagues who will be facilitating your learning.

I look forward to learning more about your progress over the coming year.

Very best wishes for a positive and productive time with us.

Lee Probert

A handwritten signature in blue ink, appearing to read 'Lee Probert', with a stylized flourish at the end.

Chief Executive and Principal

Welcome from the Head of Higher Education

You, our HE students, consistently feedback that you are very satisfied with your tutors and the quality of the supportive teaching and learning that you receive. Your tutor's enthusiasm and passion for their subject area and their exceptionally supportive approach to teaching are the key strengths of our higher education provision. We pride ourselves on the way that we teach, advise and support you to be successful on your course and this shows in the excellent achievement rates for 2020/21.

This handbook is essential reading as it provides important information about what you can expect from College and what College will expect from you in return. Please familiarise yourself with its contents and, if you are unsure, feel free to ask questions of your tutor or any other member of HE staff about it. We will be happy to help you if we can.

I very much look forward to meeting you and hope your time at York College University Centre is rewarding and successful in helping you to achieve your goals.

Best wishes



Karen Robson
Head of Higher Education at York College



Welcome from The Award Leader

Welcome to York College. In particular, welcome to the BA (Hons) in Media Makeup and Hair Design. This programme is validated by The Open University.

This handbook provides you with information about your programme including key contacts, your responsibilities as a student, college facilities, policies, assessment, regulations, and having your say.

I am looking forward to working with you and hope that your time at York College is both enjoyable and successful.

Sharon Barrington
Award Leader
BA (hons) in Media Makeup and Hair Design



Introduction to York College

At York College we value and respect all our students. We celebrate individual achievement and understand that our students are all different. Students should expect their time with us to be challenging, fulfilling, demanding and exciting. We work with our students to prepare them for further study and employment, and for the challenges ahead. Staff at York College work very hard to ensure that every student reaches their full potential and takes advantage of the opportunities available.

Mission Statement

The Mission of York College is:

‘Where everyone matters and a successful future begins.

York College's mission is to provide a life enhancing educational experience, through inspirational teaching, working in partnership and helping individuals to be the best they can.’

The College also holds a set of values, produced and agreed by staff and students, as follows:

As a way of fostering learning, York College values...

All our students and their individual achievements

The commitment and professionalism of our staff

The highest standards in all that we do

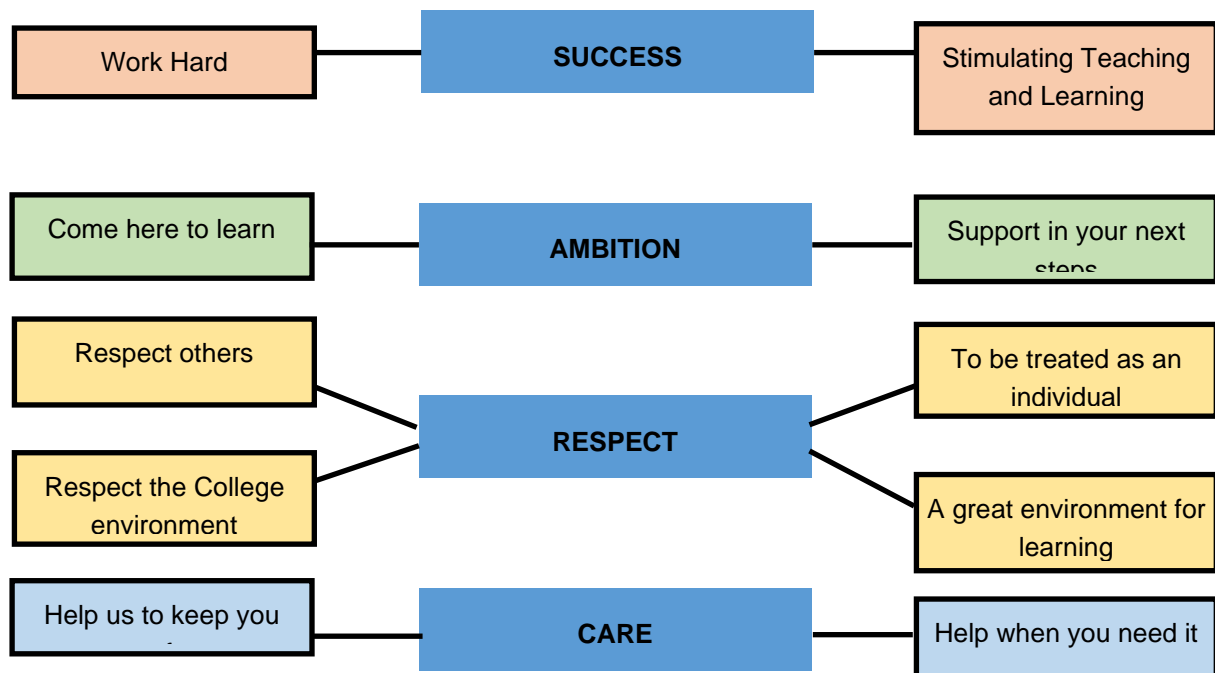
Working together to meet the needs of our College and the wider community

Effective, efficient and appropriate use of resources

Respect, equality and honest

This mission and set of values drive all York College does, and feeds into high standards to which both staff and students are expected to ascribe.

York College has an important part to play in achieving the objectives of regional economic policy. The long-term planning for the College has a clear focus for expansion into a more eclectic approach to higher education.



Academic calendar (including term, assessment, and exam board dates)

2 Course dates

Semester 1

13 Sept 21 – 22 Oct 21

Half Term 25 Oct – 29 Oct

1 Nov 21 – 17 Dec

Christmas Break 20 Dec – 3 Jan 22

4 Jan 22 – 14 Jan

Inter Semester Week 17 Jan -28 Jan

Semester 2

31 Jan – 18 Feb

Half Term 21 Feb – 25 Feb

28 Feb – 8 April

Easter 11 Apr – 22 Apr

25 Apr – 27 May

Half term 30 May – 3 June

6 June – 10 June

Exam Boards take place after each semester, February and June.

College Calendar-2021-2022

STUDENT CALENDAR 2021 - 2022 YORK COLLEGE

August 2021								February 2022							
Week	M	T	W	T	F	S	S	Week	M	T	W	T	F	S	S
1	2	3	4	5	6	7	8	27		1	2	3	4	5	6
2	9	10	11	12	13	14	15	28	7	8	9	10	11	12	13
3	16	17	18	19	20	21	22	29	14	15	16	17	18	19	20
4	23	24	25	26	27	28	29	30	21	22	23	24	25	26	27
5	30	31						31	28						
September 2021								March 2022							
Week	M	T	W	T	F	S	S	Week	M	T	W	T	F	S	S
5			1	2	3	4	5	31		1	2	3	4	5	6
6	6	7	8	9	10	11	12	32	7	8	9	10	11	12	13
7	13	14	15	16	17	18	19	33	14	15	16	17	18	19	20
8	20	21	22	23	24	25	26	34	21	22	23	24	25	26	27
9	27	28	29	30				35	28	29	30	31			
October 2021								April 2022							
Week	M	T	W	T	F	S	S	Week	M	T	W	T	F	S	S
9					1	2	3	35					1	2	3
10	4	5	6	7	8	9	10	36	4	5	6	7	8	9	10
11	11	12	13	14	15	16	17	37	11	12	13	14	15	16	17
12	18	19	20	21	22	23	24	38	18	19	20	21	22	23	24
13	25	26	27	28	29	30	31	39	25	26	27	28	29	30	
November 2021								May 2022							
Week	M	T	W	T	F	S	S	Week	M	T	W	T	F	S	S
14	1	2	3	4	5	6	7	39							1
15	8	9	10	11	12	13	14	40	2	3	4	5	6	7	8
16	15	16	17	18	19	20	21	41	9	10	11	12	13	14	15
17	22	23	24	25	26	27	28	42	16	17	18	19	20	21	22
18	29	30						43	23	24	25	26	27	28	29
								44	30	31					
December 2021								June 2022							
Week	M	T	W	T	F	S	S	Week	M	T	W	T	F	S	S
18			1	2	3	4	5	44			1	2	3	4	5
19	6	7	8	9	10	11	12	45	6	7	8	9	10	11	12
20	13	14	15	16	17	18	19	46	13	14	15	16	17	18	19
21	20	21	22	23	24	25	26	47	20	21	22	23	24	25	26
22	27	28	29	30	31			48	27	28	29	30			
January 2022								July 2022							
Week	M	T	W	T	F	S	S	Week	M	T	W	T	F	S	S
23	3	4	5	6	7	1	2	48					1	2	3
24	10	11	12	13	14	8	9	49	4	5	6	7	8	9	10
25	17	18	19	20	21	15	16	50	11	12	13	14	15	16	17
26	24	25	26	27	28	22	23	51	18	19	20	21	22	23	24
27	31					29	30	52	25	26	27	28	29	30	31

AUTUMN TERM: 8 September 2021 – 17 December 2021






Half Term: 25 October 2021 – 29 October 2021

SPRING TERM: 4 January 2022 – 8 April 2022

Half Term: 21 February 2022 – 25 February 2022

SUMMER TERM: 25 April 2022 – 1 July 2022

Half Term: 30 May 2022 – 3 June 2022

Key:					
------	---	---	---	---	---

3 List of programme director and academic staff, their contact details and availability arrangements

Higher Education			Role
Karen Robson	Head of Higher Education and Professional	krobson@yorkcollege.ac.uk 1F012 01904 770247	Managing HE studies and the HE curriculum
Sharon Barrington	Deputy Head of Higher Education and Professional	sbarrington@yorkcollege.ac.uk 3F102a 01904770254	Acts as deputy managing in the Higher Education and Professional Curriculum
Lynne Mountford	Higher Education Co-ordinator	lmountford@yorkcollege.ac.uk 1F018 01904 770807	Working with partners, students and external bodies. HE administrative support.
Sharon Barrington	(BA) Award Leader & Progress Tutor	Sbarrington@yorkcollege.ac.uk GF161 01904 770254	Managing the teaching teams and quality assurance
Emma Dobson	Award Leader	edobson@yorkcollege.ac.uk GF155 01904 770254	Development, planning, teaching and assessment of specific modules
Helen Casey	Module tutor	hcasey@yorkcollege.ac.uk GF155 01904 770254	Teaching and assessment of specific modules
Chloe Fitzgerald	Module tutor	cfitzgerald@yorkcollege.ac.uk GF155 01904 770254	Teaching and assessment of specific modules
Scott Stevens	Tutor	sstevens@yorkcollege.ac.uk 3F069 01904 770284	Planning, teaching and assessment of specific modules
Katharine McDonald	Tutor	kmcdonald@yorkcollege.ac.uk GF001 01904 770351	Planning, teaching and assessment of specific modules
College Management			
	InfoZone	Tel: (01904) 770400 Email: info@yorkcollege.ac.uk	Managing Advice and Guidance and Student Finance Administration Team

4 List of support staff (technical and administrative)

Student Services			
Disabled Student Queries or Disabled Students' Allowance (DSA)		www.gov.uk/disabled-students-allowances-dsas/overview	Queries relating to applications for DSA funding
Ellie Langley Or Dan Peacock	Student Services Funding Adviser	funding@yorkcollege.ac.uk	Applying to student finance Troubleshooting student finance applications Providing advice and guidance about the financial impact of changes in circumstances
Isla Beevers	Student data officer	ibeevers@yorkcollege.ac.uk	Processing change of circumstances on SLC and dealing with course corrections

Karen Gray	Credit Controller	kgray@yorkcollege.ac.uk	Confirming Attendance to SLC to release loan payments
Mike Saunders	Head of Quality Improvement	msaunders@yorkcollege.ac.uk	Quality Assurance Manager for York College
Printing Services			
Papercut			Located on G-Floor

The Head of Higher Education with responsibility for HE programmes is Karen Robson and Sharon Barrington, Deputy of Higher Education. Karen and Sharon will visit groups in classes and in the HE faculty throughout the year, please do use these opportunities to pass on your feedback. Alternatively, email them at krobson@yorkcollege.ac.uk sbarrington@yorkcollege.ac.uk. Lynne Mountford is the HE Co-ordinator and has overall responsibility of coordinating HE within college. She is also the point of contact for students who require support. Lynne can be contacted on lmountford@yorkcollege.ac.uk

5 Name, position and institution of the external examiner(s) involved in the programme

tbc

6 Introduction to the programme

Background, history, philosophy

The BA (Hons) in Media Make-up, Special Effects and Hair Design programme is characterised and distinguished by its commitment to a multi-disciplinary approach in terms of content and to student-centred, deep learning. The profession of make-up artistry is wide and varied incorporating basic and more specialised make-up and hair design for media such as film, television, theatre, fashion and editorial.

The programme offers a supportive, friendly and constructive environment, within which the student is challenged and enabled to: take responsibility for your own learning; develop their own individual profiles and interests; realise their potential; and achieve their personal, creative, professional and academic goals. The programme is also characterised by its support for innovative creative practice, the interrelationship of theory and practice; this will develop key research, academic and communication skills, enabling the student to conceptualise and contextualise their own practice through a progressive structure which engenders self-reflection, independence and reflexive skills. The programme at level 6 challenges the learner to become more independent by providing them with more autonomy, and encouraging them to think in a strategic manner. The student will be expected to operate with minimal supervision or direction within agreed guidelines, taking responsibility for accessing support and accepting accountability for determining and achieving personal outcomes.

A wide range of teaching and learning strategies are employed across the programme. Tutor led demonstrations are delivered in studio and workshop spaces whilst group collaboration and seminars provide opportunities for discussion and debate. Independent learning is actively encouraged to ensure you achieve the module learning outcomes as effectively as possible. One to one feedback within timetabled studio sessions is ongoing.

The exploratory nature of this course allows for you to unearth your strengths and tailor them to suit your future career goals. A career in the world of Media Makeup can provide you with opportunities in several job roles, such as a makeup artist in television, film or theatre, your own start-up business, editorial and fashion, wig mastery and so many more creative and exciting roles.

[https://yorkcollegeuk-my.sharepoint.com/personal/cramsey_yorkcollege_ac_uk/Documents/Downloads/OneDrive_1_30-09-2021/BA \(Hons\) Media Make-Up, pecial Effects and Hair Design.docx](https://yorkcollegeuk-my.sharepoint.com/personal/cramsey_yorkcollege_ac_uk/Documents/Downloads/OneDrive_1_30-09-2021/BA (Hons) Media Make-Up, pecial Effects and Hair Design.docx)

Period of registration for Open University awards

The period of registration will commence on the date the student registers on a Programme in September. The minimum and maximum periods within which a student will be expected to complete the programme of study and associated assessment, including the time period for any resit assessments, stated below.

The registration period is as follows:

- Foundation Degree students will be registered on the programme at York College for two years full-time and up to four years part-time.
- Full time BA (Honours) Top-Up students will remain registered for one year and up to two years part-time.
- BA (Honours) students will remain registered for three years if full time or up to six years if part time (if applicable).

The period of registration for students may be extended or terminated.

A student will remain registered for the maximum period of the award or until they have achieved the award or the registration has been terminated, whichever comes first.

The period of registration may be extended if:

- the student has had to resit or retake parts of their programme of study
- the student has been unable to study or complete a year of study due to extenuating circumstances
- the student has been given permission to take a study break as described

7 Programme specification

Overview/factual information

HE Essentials, you will have access to HE Essentials on BlackBoard, in this area, you will find a number of sources of information and resources to support you HE study.

- Announcements
- Academic Resources and Writing
- Ethics Committee
- Policies, Strategy and procedures
- HE Quality Improvement Documents
- NSS
- Student Association and HE student rep feedback
- Teaching Excellence Framework (TEF)
- Careers, employability and further study opportunities
- Awarding body information/handbooks

Programme aims and objectives

The programme specification contains key information about your programme. This can also be found on Blackboard.

The programme is designed to maximise employability opportunities within the media make-up industry. The structure enables students to apply creative and practical skills with management methods culminating in a self-initiated design project. This allows students to

[https://yorkcollegeuk-my.sharepoint.com/personal/cramsey_yorkcollege_ac_uk/Documents/Downloads/OneDrive_1_30-09-2021/BA \(Hons\) Media Make-Up, pecial Effects and Hair Design.docx](https://yorkcollegeuk-my.sharepoint.com/personal/cramsey_yorkcollege_ac_uk/Documents/Downloads/OneDrive_1_30-09-2021/BA (Hons) Media Make-Up, pecial Effects and Hair Design.docx)

deepen their knowledge in a particular area of their course and related industry. The Major Design module delivered over semester 1 and 2 allows for students to develop skills over a period of time, where they will undergo formative assessment to allow reflection on performance whilst establishing a network of contacts. Towards the end of the modules the work becomes more autonomous.

The majority of media make-up artists are freelance. This programme is designed to give the student the management and leadership skills to enter the industry as either freelance make-up artists or as a make-up artist leading a team.

There is emphasis on creating an industry standard portfolio on the completion of the course. One of the ways of working towards this is highlighting the importance of working with professionals whenever possible. With this in mind, you will have numerous opportunities throughout the programme to collaborate with professional photographers. This collaboration also helps to build on the skills required in employment such as communication, time management and organisation. The York College Media Make-up team have worked closely with industry professionals resulting in invaluable professional development opportunities for example, CBBC, TOWIE, Dads Army, Leeds Television, Vera, Mr Selfridge and Ken Loach's award-winning film 'I Daniel Blake' for example. Staff and students have also worked closely with local theatre companies such as York Theatre Royal, Grand Opera House, the 'Joseph Rowntree' Theatre. The media make-up team has a close working relationship with independent film makers and local attractions such as York Scare grounds, York Dungeons and Castle Museum, such professional development continues to thrive and will help you develop a comprehensive Curriculum Vitae.

To enhance the students' knowledge and understanding of the current media industry the course also invites industry specialist to discuss and demonstrate skills required in the industry, most recently Stuart Bray the prosthetics designer for Doctor Who, Emmerdale Make-up Artists, Screen Yorkshire, Paintopia, airbrushing specialists and medical prosthetics practitioners, providing a wealth of experience, and knowledge.

Career routes include working in television, film and theatre along with freelance make-up artistry for fashion and photographic make-up, bridal hair and make-up and retail.

York College are part of the Screen Yorkshire Consortium, Screen Yorkshire provides the Film Office services for Yorkshire & Humber and has been leading the development of the Yorkshire Screen Hub, a cluster for the screen industries, supported by the British Film Industry (BFI) through its Creative Cluster Challenge Fund. Screen Yorkshire also works with ScreenSkills, NFTS and the BFI to devise and deliver industry schemes to develop regional and UK wide talent.

The consortium between York College and Screen Yorkshire seeks to provide an enhanced and accelerated bridge between training and the industry.

Learning Outcomes

The Programme aims to produce graduates:

- To extend existing knowledge and skills and develop a systematic understanding of the Media Make-up industry.
- To enhance technical skills and techniques, consolidating, extending and applying specialist knowledge and understanding to practical situations.
- To conceptualise design ideas and develop strategies to fully realise the design concept through research.
- To develop skills for managing projects, resources and a working team effectively.
- To provide a sound working knowledge of the business skills needed to work

individually or as part of a team within the media industries.

- To develop employable graduates with the attributes and skills necessary for networking and employment within a range of work contexts.

Programme Structure

Level 6

Knowledge and understanding	
A1	Generate proposals, solutions or arguments independently and/or collaboratively as a self-initiated activity.
A2	Use the views of others in the development of project work.
A3	Navigate, select, retrieve, evaluate, manipulate and manage information from a variety of sources.
Cognitive/intellectual skills	
B1	Demonstrate confidence and flexibility in identifying and defining complex problems
B2	Identifies, selects and uses investigative strategies and techniques to undertake a critical analysis, evaluating the outcomes.
B3	Contextualise theoretical knowledge and apply to situations within the Media Makeup industry
Practical/professional skills	
C1	Demonstrate awareness of personal responsibility and professional code of conduct and incorporate this within a professional setting.
C2	Working with a level of autonomy, working effectively within a team and/or independently.
C3	Select and experiment with and make appropriate use of materials, processes, technologies and environments showing an understanding of quality standards and attention to detail.
Transferable skills	
D1	Apply ethical principles and personal values during the planning and proposal of a major project.
D2	Demonstrates effectiveness in professional and interpersonal communication in a wide range of situations.
D3	Identify personal strengths and needs and reflect on personal development.

3. Programme structure and learning outcomes

(The structure for any part-time delivery should be presented separately in this section.)

Level 6

Compulsory modules	Credit points	Optional modules	Is module compensatable?	Semester runs in
Freelance and Industry Management Video Editing and Digital Photography Major Design Project	20 40 60	N/A	No No No	1 1 and 2 1 and 2

Semester 1 and 2

Unit	Tutor	Hand-out date	Hand in date	Returned work
Freelance and Industry Management	Katharine McDonald	W/C 20/09/2021	W/C10/01/2022	W/C 07/02/2022
Video Editing and Digital Photography	Clare Nattress Scott Stevens	W/C 20/09/2021	W/C 06/06/2022	W/C 27/06/2022
Major Project	Emma Dobson	W/C 20/09/2021	W/C 10/01/2022	W/C 07/02/2022
			W/C 06/06/2022	W/C 27/06/2022

Module Overview-also, see module handbook

Major Design Project (60 credits) semester 1 and 2:

This module is a key mechanism through which the skills of independent learning, problem solving, analysis, collaboration, team management and presentation of results are developed. The project also affords the opportunity to deepen knowledge in a particular area of interest in the Media Makeup Industry. The appropriate project structure will be outlined in the Project Handbook. Dependent upon the project aims and objectives that you will agree with the module team, the project form and configuration may vary between students. You will negotiate a schedule of work that comprises of a structured programme of research, development and personal investigation. The project essentially requires two key skillsets:

- Firstly, the ability to produce design outcomes, two and three dimensional or virtual which embody the individual's investigation within the discipline of media make-up within a chosen context.
- Secondly evidence of networking and collaborating with other professionals in the Media Makeup sector culminating in effective management of a team in final design project production.

Reflective writing will support development towards the aims of the project additionally you will provide an in-depth evaluation relating to the final project piece this will be presented within the reflective journal in an approved style.

The major project is complimented and informed by Photography and the Freelance and Industry Management modules.

Freelance and Industry Management (20 credits) Semester 1:

This module will enable potential make-up designers to identify appropriate management approaches and processes needed to ensure a successful working team of make-up artists. Effective design management requires the critical skills of being able to manage and lead people. This module explores the theoretical concepts behind people management and leadership; you will explore leadership styles and motivation of individuals and groups. The students will develop knowledge and understanding of supervision, project management, organisation and team building. Additionally, the student will become familiar with the necessary knowledge needed for affective recruitment, disciplining, and general staffing concerns.

[https://yorkcollegeuk-my.sharepoint.com/personal/cramsey_yorkcollege_ac_uk/Documents/Downloads/OneDrive_1_30-09-2021/BA \(Hons\) Media Make-Up, pecial Effects and Hair Design.docx](https://yorkcollegeuk-my.sharepoint.com/personal/cramsey_yorkcollege_ac_uk/Documents/Downloads/OneDrive_1_30-09-2021/BA (Hons) Media Make-Up, pecial Effects and Hair Design.docx)

This module also aims to introduce both theoretical and practical concepts of entrepreneurship and new business formation. Emphasis is placed upon the development of business skills, occupational awareness of new venture start up, financial planning, legislative requirements, self-employment and the small business sector.

Video Editing and Digital Photography (40 credits) Semester 1 and 2:

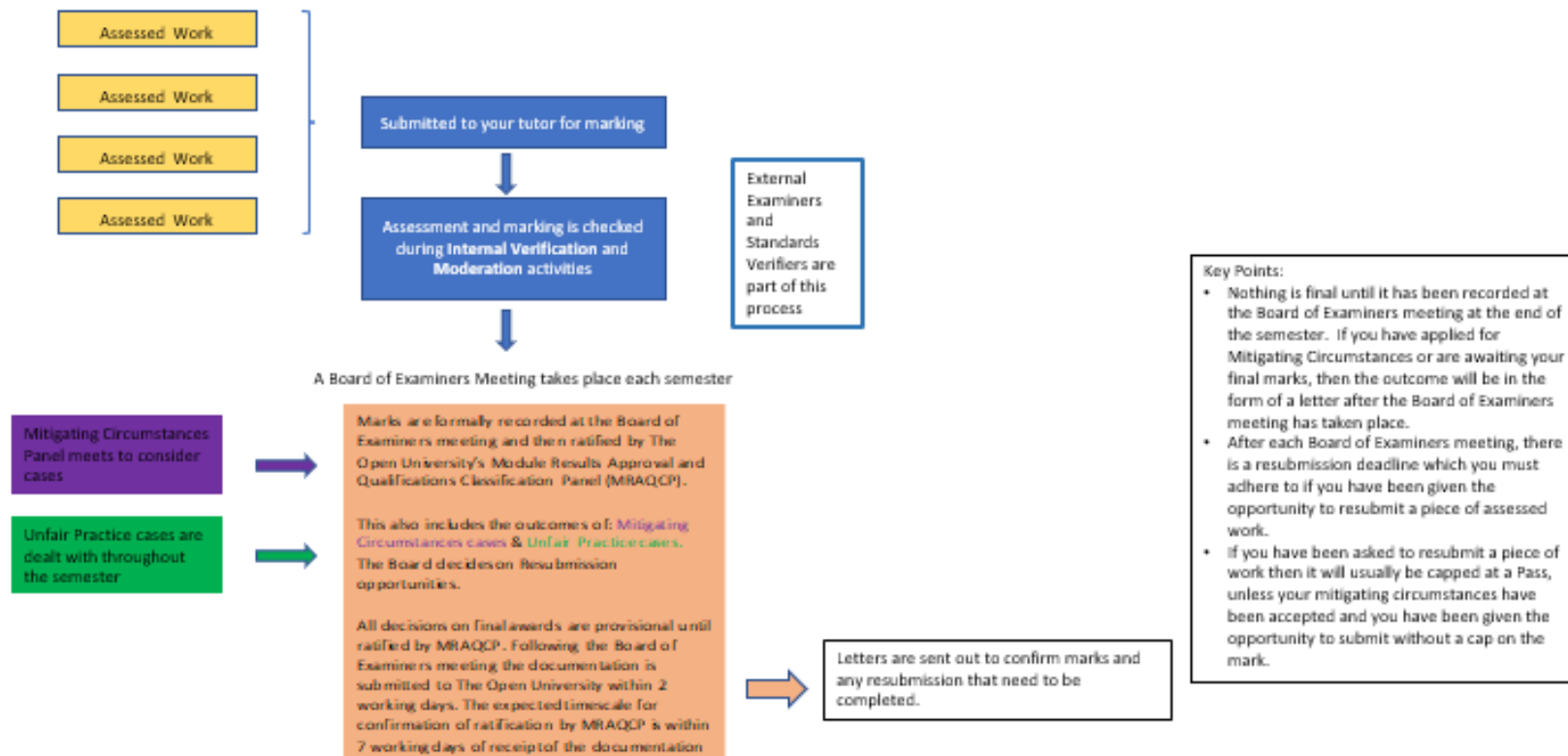
Digital photography used as a method of recording work and promoting it to other industry professionals and potential clients. Make-up artists are taking more control of the work that they wish to promote regularly updating websites and social media platforms. It is therefore important that their work is presented in a professional manner. This module aims to equip students to refine and master previous knowledge learnt within the Foundation Degree. Students will gain further understanding of how a digital camera works such as using camera in manual mode and understanding exposure manual settings for aperture, focal length, perspective, metering, selective focus, white balance and exposure compensation. It is important that the make-up artist has a clear understanding in terms of how they want the final image to look whether they are taking the photograph themselves or working with a professional photographer. A key element of this is lighting. Students will be provided with the opportunity to experiment with lighting techniques in relation to different settings and context whilst analysing creative intentions. In addition, students will be working towards a showreel, taking short promotional videos of their work/at work. Within the module students will be equipped with the knowledge/understanding and technical ability to create a professional showreel in readiness to promote and network with potential employers. This module will work alongside the Major Project enabling students to produce images/short videos but also work effectively with professional photographer.

What Is A Reading List?

Your tutor will give you a reading list for each module. It has been put together to give you a guide to what you should be reading in preparation for the classes and the assessment you will be undertaking. There will probably be a mixture of books, journal articles, key documents (such as legislation) and other media (such as videos, radio and tv programmes, etc.).

Usually this forms a minimum level of reading, with some ideas for extended reading, so you should ask your tutor if you are unsure which texts to read

Please see the assessment flow chart below for guidance.



8 Module specifications - see module handbook

The main headings are:

Factual information (module title, module tutor, type, level, credit value, mode of delivery, notional learning hours)

Rationale and relationship with other modules

Aims of the module

Pre-requisite modules or specified entry requirements

Information on whether or not the module is compensatable

Any PSRB requirements

Intended learning outcomes/ teaching and learning strategy

Indicative content

Assessment strategy, assessment methods, their relative weighting and mapping of assessment tasks to learning outcomes

Teaching staff associated with the module

Key reading list and other indicative texts.

9 Student support, guidance and advice

York College's mission is to provide a life enhancing educational experience, through inspirational teaching, working in partnership and helping individuals to be the best they can.

'York College: Where everyone matters and a successful future begins. '

York College's ambition [vision] is to be truly outstanding in all that we do The College wishes to become outstanding for students, employers, its community and staff; we wish to stand out from the crowd for the quality of our provision. The aim is for York College to be an outstanding place to learn and work.

Student Charter

While you are a student at York College you can expect:

Helpful advice and guidance about which courses to study	Interesting and stimulating classes with a variety of learning activities
Information about support services available to you, e.g.: <ul style="list-style-type: none">– Learning Support– Counselling and Well-being– Careers Information, Advice and Guidance– Welfare and Finance	Assessed work returned with helpful comments within an agreed timescale
Simple and clear guidelines about what you will need to do to be successful	Regular opportunities to discuss your progress
Facilities and equipment to support your individual learning needs	Opportunities to express your views about the course and college and be represented on appropriate committees including the Board of Governors
An induction that helps you to get to know the college, your course, key	To be treated and respected as an individual

staff and other students	
Friendly, caring, well qualified and supportive staff	A clean, pleasant and safe college environment

As part of our commitment to continuous improvement, we welcome your feedback. So, during your time at York College we will ask if you think we have kept these promises.

However, whilst you are a student at York College, we will expect you to:

Work hard	Complete work on time and to the best of your ability
Respect others, whoever they are	Help us to keep the college tidy
Come to college prepared to learn	Avoid offending others by using appropriate language at all times
Turn up to classes on time	Take care of the college buildings, furniture and equipment
Attend all classes, but let us know in advance if you can't	

Induction arrangements-at the start of your course you will have an induction process. This will involve, meeting your tutors, familiarising yourself with the college and university centre, timetables, expectations, and navigation of our VLE.

Personal tutoring-you will have a personal tutor whilst studying here with us at the college. Your personal tutor will provide pastoral support and set clear targets to support your achievements on the course. See below for further guidance of the personal tutor role.

Study skills-our staff will support you and help to develop your study skills. There is also a section on HE Essentials with links to study skills, referencing, academic integrity, research and more.

Role of personal tutor

Small class sizes mean our students receive more contact time with expertly trained tutors and receive outstanding student support both in sessions and outside of class.

Tutorials are a key part of the tutor-student relationship. They should help you to gain a closer understanding of your tutor's expectations of you and your coursework and help your tutor to gain an understanding of your feelings and progress. You can discuss your thoughts on your own development and your strengths and weaknesses, addressing them specifically to see what can be done about them.

Your tutor will clearly outline during induction how tutorials will be scheduled throughout the year, and most tutors will arrange one-off tutorials if you need to meet with them for a particular purpose (to discuss a particular assessment task, for example).

HE Students

Students will have regular opportunities to discuss progress with their allocated Progress Tutor. This will, ordinarily be 4 times per year - 1 at the start of the academic year, 1 towards the end of semester 1, 1 after the February Exam Boards and 1 towards the end of

Semester 2. Part-time programmes include tutorial time before/after classes and/or

electronic conversations. Students will also have access to the centralised programme of College Events activities.

1:1 Tutorials

The main purpose of the 1:1 tutorial is to ensure that students are successful at College and that they know how they are doing with their work/studies and what they need to do to improve. Careful progression planning, support and guidance including UCAS/ Careers/ Employability/ Target Grades also form an important part of the tutorial programme. Students will have regular 1:1 tutorials with their allocated Progress Tutor (usually at least once every six weeks).

Careers guidance at both institutional and programme level

https://yorkcollege.blackboard.com/ultra/courses/_32764_1/cl/outline

Qualified careers advisers are readily available to help you reach your future career goals. From quick questions via email or one-to-one guidance to discuss your longer-term career goals, the Careers Service at York College is here to enable all students to plan for their future and make informed decisions. Our service is free, confidential and supports your individual journey.

Have a conversation with your tutor about what progression routes are available for you at College and make sure you consult with Student Services to see what fees and funding apply to you.

Higher National Diplomas (HNDs) and Foundation Degrees (FDs) are excellent qualifications in their own right, however, depending on your career or academic ambitions, you may decide that it's worth studying a little longer for a full degree.

You can usually 'top-up' your qualification to a full degree if you have successfully completed your HND or FD. Most higher education institutions (HEIs) and colleges will offer this route. Your Top-Up will typically take one further year of study, full-time. Your tutor can advise you what progression route is available at College.

Applying for a BA Top-Up:

Identify an appropriate top-up degree course by searching through the UCAS directory or by checking through HEIs' websites. Apply to the college direct/UCAS where appropriate.

If there isn't a Top-Up available:

If you can't find a Top-Up that meets your requirements, then you may be able to enter the 2nd or 3rd year of an existing degree:

- Identify an appropriate degree programme to enter
- Ring the admissions team at the HEI or college and enquire about the specific requirements of the course and whether they would be happy for you to join their course in the 2nd or 3rd year

Counselling and student welfare

There may be occasions during your time at college when you experience problems, feel under pressure and find it hard to cope. Our counselling and mental health service can help.

You Feel Anxious, Stressed or Worried

It is quite normal to feel anxious at the start of your course. You may have feelings of inadequacy or low confidence. These will generally subside as you discover what the course entails and what your strengths and weaknesses are. You may not notice it, but by the end of the year, you will see things very differently.

The College understands that students have personal and professional lives. You may be a parent, carer or grandparent, or have other caring responsibilities. You may have a part-time or full-time job. You may be a parent or carer, have a work-placement and a job! As your course progresses your workload will start to build up and you may feel that it is difficult to fit everything in around these other lives.

You may begin to worry about a topic or module/unit that you can't understand or a particular piece of assessed work that you are struggling to get to grips with. This is normal. Every student has one or two 'gremlins' that they struggle with. You may feel that your worry is silly or trivial, but it isn't. Sharing this worry with your fellow students or your tutor usually reveals that you're not the only one who's worried!

Please talk to your tutor about these feelings at any stage during your course during a tutorial.

- Further support is available from Student Services:
- Advice and guidance if you struggling financially or need support with living costs
- Counselling with personal issues and problems (self-referral)
- Academic skills support if you feel that you need to develop your skills
- Mentoring if you are struggling to get organised or need some help with time management.
- We regularly post information to HE essentials to keep you informed and ahead

York College welcomes those of all faiths and none. It has a designated room 'Oasis' set aside for personal reflection and prayer. The College hosts a number of well attended 'Oasis' lectures exploring a range of ethical and spiritual issues.

Support for students with disabilities

Many students find that there are times when they need additional support at College. Please let us know if you want support because you have learning difficulties and/or a disability.

You can find out more about the kind of support the College can offer by asking for a copy of the booklet 'Able to Learn' or by arranging to talk to somebody about additional learning support.

If you have Dyslexia, or another specific learning difficulty, you can request a specialist assessment as you may qualify for access arrangements, e.g., 25% extra time, reader, laptop in exams. However, you are advised to declare this at the start of your course, and it must be your evidenced normal way of working.

Contacting Learning Support:

Call: 01904 770438 In person: room 1F038 (in the Learning Centre)

- Financial advice and support
- DSA

[https://yorkcollegeuk-my.sharepoint.com/personal/cramsey_yorkcollege_ac_uk/Documents/Downloads/OneDrive_1_30-09-2021/BA \(Hons\) Media Make-Up, pecial Effects and Hair Design.docx](https://yorkcollegeuk-my.sharepoint.com/personal/cramsey_yorkcollege_ac_uk/Documents/Downloads/OneDrive_1_30-09-2021/BA (Hons) Media Make-Up, pecial Effects and Hair Design.docx)

How to see if you are eligible for Disabled Students Allowance (DSA). You may be able to get personal support or equipment through DSA. More information can be found in the booklet 'Bridging the Gap' available on the Direct Gov website at www.direct.gov.uk/studentfinance

Phone: 0845 300 50 90
Textphone: 0845 604 44 34
email: dsa_team@slc.co.uk

If you wish to discuss your support needs please contact us. We can provide you with up to date information and talk to you about applying for DSA.

Financial Advice and Support

https://yorkcollege.blackboard.com/ultra/courses/_32764_1/cl/outline

There is a commitment from York College to provide a £600 bursary for all eligible Higher Education students.

In line with OFS, the college prioritises students from groups who are under-represented in higher education or disadvantaged:

students with mental health problems, Specific Learning Difficulties and/or an autism spectrum disorder such as Asperger Syndrome

carers

estranged young people

students from gypsy and Traveller communities

refugees

care leavers

students living in a household under £25,000

You can get support with sorting out your student finance arrangements

If you are in receipt of DSAs and you are moving onto a top-up you need to arrange the transfer of your support to your new HEI or college. Changing course or university may mean that you need to have slightly different support in place, so you may have to have a top-up needs assessment. Ask about the HEI or college's disability advisor: they will be the best person to discuss this with.

Any student who needs financial support can also apply for hardship funds-see HE Essentials for more details

Guide to the Virtual Learning Environment (VLE)

The College VLE is Blackboard. There is a central HE Blackboard page which contains a course that is assigned to you as a student which has notices and regulatory information (HE Essentials). You will be sent a link and a welcome to this site in the first few weeks of the academic year and will receive updates throughout the year as new information is added. This page includes regulations, policies and forms that you will need as you go through your programme.

There is also a section of Blackboard that relates specifically to the BA (Hons) Media Make-Up, Special Effects and Hair Design (Top-Up). programme. This contains course resources,

[https://yorkcollegeuk-my.sharepoint.com/personal/cramsey_yorkcollege_ac_uk/Documents/Downloads/OneDrive_1_30-09-2021/BA \(Hons\) Media Make-Up, pecial Effects and Hair Design.docx](https://yorkcollegeuk-my.sharepoint.com/personal/cramsey_yorkcollege_ac_uk/Documents/Downloads/OneDrive_1_30-09-2021/BA (Hons) Media Make-Up, pecial Effects and Hair Design.docx)

assessment and other programme specific resources. You will be shown how to access this.

Turnitin

https://yorkcollege.blackboard.com/ultra/courses/_32764_1/cl/outline

Turnitin is an external system that checks your writing against millions of other pieces of writing including all others submitted through safe assign previously. It will highlight where there are matches with the other writing in its database and give you a match percentage based on the number and length of those matches. For example, a piece of work with a couple of small matches might return a percentage of 5%, but a piece of work with several large matches might return a percentage of 50%.

You will be required to submit all your written assignments through Blackboard, and these will then pass through Turnitin to be checked for originality and then for grading. Your tutor may use Turnitin to give feedback, including comments on your grade; why you received it; and what you can improve for the next assignment. Because this is hosted on Blackboard, you can access this feedback wherever you have an internet connection. However, your tutor will still expect to have tutorials with you to discuss your progress and to give you feedback on your assignments.

Matches will occur for common phrases that have been used by other writers and students, and also Turnitin may find a match where quote marks or referencing have not been used correctly.

Student Services

HelpZone

We will try to help you with any query, no matter how big or small.
What can we do? We are here to help and support all students in need, we can:

Make appointments with Head of Higher Education (for example – if you wish to change courses or subjects).

Provide information and access to internal and external services:

- Transport
- Counselling, Intensive Personal Advisors and Learning Support
- Funding
- Careers
- Substance Misuse
- Carers and Parenting
- Accommodation and Homelessness
- College drop in services
- Safeguarding issues; e.g. abuse, domestic violence, social services
- Supporting the Sexual Health Clinic and condom distribution

Worried about another student? We can help with that too
Where are we? Room 1F096, First floor social area, by the Atrium

Contacting us: Email Helpzone@yorkcollege.ac.uk, or
call in between 8.30 am and 4.30 pm
Telephone 01904 770405/455

InfoZone

Whether you are a student, member of staff or visitor to the College you can access Student Services via the InfoZone which is situated behind Reception near the main entrance. We offer impartial Information, Advice and Guidance on a full range of services, including (but not limited to):

Course Information & Enrolment
Travel & Transport
Health
Welfare & Funding
Careers
Counselling
Personal Support

Confidential appointments with specialist advisors are also available and can be arranged by telephone or in person at the InfoZone

In addition to your Award Leader and Progress Tutor, there are a range of specialist advisors available at College. Appointments with them can be made through the InfoZone. These services include careers, welfare, and financial advice, health and personal support. The advisors may also contact external services and make appointments if this is felt necessary.

Visible ID Policy

The College operates a visible ID policy for all staff, Governor, students, contractors, commercial and professional visitors to the College. This helps the College to ensure that only authorised persons are admitted to the buildings to maintain a safe and secure environment. All students and staff must wear their College lanyards around their necks at all times to confirm at a glance that they are a registered member of the College community.

Full details of the Visible ID Policy can be found at:

https://s3.eu-west-2.amazonaws.com/server-asset-backups/york-college-assets/uploads/files/General-Regulations/Visible_ID_Policy_and_procedures.pdf

You Wish to Pass on a Compliment

<https://s3.eu-west-2.amazonaws.com/server-asset-backups/york-college-assets/uploads/files/General-Regulations/Complaints-and-Compliments-Procedure.pdf>

Many good things will happen throughout your time at College and we love to hear about them. If you feel like you want to say 'thank you' to a tutor, a manager, a cleaner, another student or absolutely anyone for something they have done to make your life at College better, then please let us know and we can pass on your thanks to that person. It can be something as small as brightening your day with a smile, or something as large as inspiring you to successfully complete your course.

You can send in a compliment via the College website
or

Hand it in at InfoZone who will send it to the Quality Improvement Team.

[https://yorkcollegeuk-my.sharepoint.com/personal/cramsey_yorkcollege_ac_uk/Documents/Downloads/OneDrive_1_30-09-2021/BA \(Hons\) Media Make-Up, pecial Effects and Hair Design.docx](https://yorkcollegeuk-my.sharepoint.com/personal/cramsey_yorkcollege_ac_uk/Documents/Downloads/OneDrive_1_30-09-2021/BA (Hons) Media Make-Up, pecial Effects and Hair Design.docx)

You Have a Concern or Want to Make a Complaint

<https://s3.eu-west-2.amazonaws.com/server-asset-backups/york-college-assets/uploads/files/General-Regulations/Complaints-and-Compliments-Procedure.pdf>

If you have a serious issue with the College or your course, and need to raise your concerns, then you should:

Contact your tutor or another member of staff to discuss your situation. Discussing issues is the best way to resolve things before problems become serious and the College will do everything to find a solution where one is available.

If your issue has not been satisfactorily addressed at that stage, then you can register a formal complaint on the College website www.yorkcollege.ac.uk and download a copy of the complaints form. This is directed to the Quality Improvement Team for recording and disseminating as appropriate.

What happens next:

We aim to send you an acknowledgement letter within 3 working days of receiving the complaint confirming who will carry out the investigation along with contact details

Investigating staff aim to meet with you within 10 working days in order to investigate raised concerns.

Final response will be sent by letter within 20 working days of first receiving it. This is our target for all complaints. If we need more time to investigate, we will explain why and when you can expect our response.

Appeals

If you remain dissatisfied, you have the right of appeal, in writing to the College Principal, within 10 working days of the date on the final response letter being issued

The Principal or designated Deputy/Vice Principal (depending on who conducts the appeal) will respond within 10 working days and arrange an appropriate time to meet with you to discuss your appeal

An appeal hearing letter is sent within 10 working days of appeal hearing

After hearing your appeal, the Principal or Deputy/Vice Principal's decision will be final.

If you wish to appeal the decision as above, then this will then be referred to the awarding organisation/validating partner.

Cut-off Limits

The College cut-off is 3 months after the date of an incident to accept a complaint. The College is willing to consider exceptions only where a valid reason is presented, with clear evidence, that the complaint could not be made within the time limit.

Referral

The Office of the Independent Adjudicator(OIA) is an independent body who may review a complaint in certain circumstances. More information is available on the OIA website:

<http://www.oiahe.org.uk/>

The OIA will generally only consider taking a case after the awarding body/validating partners decision has been exhausted.

The Higher Education Funding Council for England (HEFCE) will only investigate certain issues, and only after the complaints procedure has been completed here at College. For more information, please see HEFCE's website:

<http://www.hefce.ac.uk/reg/forstudents/Student.complaints/>

For more information about the College Complaints and Compliments Procedure please go to: Blackboard HE Essentials

You are Ill or Absent

Students have access to a new product called Student Advantage whereby they can report absences. If and only if, they are unable to access this online or someone is reporting on behalf of someone else, they can still call the absence line on 01904 770399.

The link to the online portal is
<https://studentadvantage.yorkcollege.ac.uk>

It can be found on the general contact page on our website.

Safety Net-Support for Students

Should you have any concerns or questions about your College experience, you should talk to your Personal Tutor. Tutors can be emailed by typing roleary@yorkCollege.ac.uk

Support is also available through the Helpzone (Room 1F096, First floor social area, by the Atrium), Email Helpzone@yorkCollege.ac.uk, or call in between 8.30 am and 4.30 pm, telephone 01904 770405/455.

You can also contact York College by phone on 01904 770200 or visit the website at www.yorkCollege.ac.uk

College Facilities

Sports & Fitness Centre

The £60 million York College building offers state-of-the-art sports facilities for hire to the public. We have the following facilities available to hire: Synthetic turf pitch (STP), Sports hall and Multi-use games area (MUGA).

For more information contact the Facilities Manager

Sports Department

York College

Sim Balk Lane

York

YO23 2BB

Tel: 01904 770482

Email: sportsfacilities@yorkcollege.ac.uk

Inspired - Salons

This is located on the ground floor off the main college atrium. Relax and enjoy our range of hair, beauty and natural holistic therapies. Our modern facilities include a sauna and steam capsule. We only use professional products such as Dermalogica, Wella and CND Vinylux.

To book an appointment or to find out more, please call the salon on 01904 770254. More information is available on the College website.

10 Opportunities for personal development planning

[https://yorkcollegeuk-my.sharepoint.com/personal/cramsey_yorkcollege_ac_uk/Documents/Downloads/OneDrive_1_30-09-2021/BA \(Hons\) Media Make-Up, pecial Effects and Hair Design.docx](https://yorkcollegeuk-my.sharepoint.com/personal/cramsey_yorkcollege_ac_uk/Documents/Downloads/OneDrive_1_30-09-2021/BA (Hons) Media Make-Up, pecial Effects and Hair Design.docx)

York College Media Make-up team and students have worked closely with industry professionals resulting in invaluable professional development opportunities for example, CBBC, TOWIE, Dads Army, Leeds Television, Vera, Mr Selfridge and Ken Loach's award-winning film 'I Daniel Blake' for example. Staff and students have also worked closely with local theatre companies such as York Theatre Royal, Grand Opera House, the 'Joseph Rowntree' Theatre. The media make-up team has a close working relationship with independent film makers and local attractions such as York Scare grounds, York Dungeons and Castle Museum, such professional development continues to thrive and will help the student develop a comprehensive Curriculum Vitae.

In addition to the above York College is a partner with Screen Yorkshires' connected campus. Connected Campus is a university support network established by Screen Yorkshire as an important part of our five year growth plan. Working with partner universities at both a strategic and delivery level, Connected Campus facilitates access to Screen Yorkshire's global industry links and expertise.

Connected Campus is more than just a network that shares good practice; the programme has been designed to adapt to fluctuating demands through a coordinated response to the latest research and developments in the screen industries. These might be skills gaps that emerge as a result of new technologies, an increase in production activity as a result of new companies being established in the region or the new Channel 4 National HQ; or new models of training such as degree apprenticeships, CPD and online learning.

Screen Yorkshire also delivers a range of employment related and educational modules directly to students, in order to increase their awareness and understanding of opportunities in the industry, and better prepare individuals for employment upon graduation.

11 Opportunities and support for study abroad

Not applicable

12 Work Based Learning Information

Inter Semester week: 17 Jan-28th Jan 2022

During the inter-semester break, we strongly recommend you complete a voluntary work experience at an organisation of your choice. This would give you the opportunity to gain invaluable experience in the workplace and allow for the application of knowledge gained on your course. This would enable you to provide examples in the workplace and gain relevant skills relevant to future opportunities and to promote on a CV.

Rationale:

Work based learning aims to provide the student with an increased awareness of the occupational practices relevant to the media make-up industry whilst encouraging students to build on their own network of communication links and contacts within the sector.

students will be expected to use theory to inform practice and take the opportunity to apply skills developed in a work based or related context.

Work based learning will enable the student to investigate specific job skills and organisational practices allowing students to gain an appreciation of the career opportunities available within the media make-up sector.

Criteria and approval processes for suitable placements

- The programme team will Inform the employer of the required health and safety check
- The programme team will check the employer has in date Employers Liability insurance (ELI)
- The programme team will Initiate the Student Employability (SE1) process of high, medium or low sending the form to the employer
- The programme team will check the returned form and send it to HSW Team

[https://yorkcollegeuk-my.sharepoint.com/personal/cramsey_yorkcollege_ac_uk/Documents/Downloads/OneDrive_1_30-09-2021/BA \(Hons\) Media Make-Up, pecial Effects and Hair Design.docx](https://yorkcollegeuk-my.sharepoint.com/personal/cramsey_yorkcollege_ac_uk/Documents/Downloads/OneDrive_1_30-09-2021/BA (Hons) Media Make-Up, pecial Effects and Hair Design.docx)

- The HSW will inform the employer of any particular needs a student taking up the placement may have so that the employer can ensure that any additional controls required are put in place

Responsibility for finding and arranging placement

The media makeup team are often approached by industry professionals asking for trainees to join them on independent film sets, theatrical productions, attendance of 'Bootcamps' arranged through the college consortium Screen Yorkshire: providing placement in television and film and collaboration within the college working towards a media related project. Students will also be encouraged to actively network within the industry using social media, CV building, writing cover letters, sending professional emails and engaging in work experiences the college offers. Within the academic year, the programme has an Inter Semester Week (17 January 2022 – 28 January 2022) During the inter-semester break, we strongly recommend students to complete a voluntary work experience at an organisation of their choice. This would give the student the opportunity to gain invaluable experience in the workplace and allow for the application of knowledge gained on the course. This would enable the student to provide examples in the workplace and gain relevant skills relevant to future opportunities and to promote on a CV.

Supervision arrangements

Once the placement has been approved by the HSW team, the programme team require the student to send the details of all placements including the start and end dates. The team will check the student's public liability insurance, and, if working as freelance to check if using their own car, that it is insured for business use.

Student responsibilities

During induction to the Media Makeup programme, the student will be given information on public liability insurances for trainee media makeup artist, car insurance for business purposes (if applicable), risk assessment training, patch test training and the protocol for working on 16 years and under including vulnerable adults. All required paperwork will be checked prior to releasing the student on work placement. Without such paperwork, the student will not be released on work placements including freelance work.

Supporting and feedback arrangements

The progress tutor will require any available contact details whilst the student is on the work placement, the progress tutor will make contact to check on the student's welfare and to check on your learning development within the placement. Students will be trained within the Employability Skills Module on how to gain feedback from placement providers via an online questionnaire that students will design.

Students must contact your progress tutor if you feel there has been a safety breach during the placement or if there are any other concerns.

For more information, please refer to the York College Employment Strategy document found in HE Essentials.

13 Facilities and Services

The Learning Centre

The Learning Centre extends to 3 floors overlooking the atrium at the heart of the College.

Each floor offers a Help Desk where friendly experienced staff can answer both Library and IT enquiries. This includes providing support and advice with research, locating books, journals, and websites, and assisting with web-based software, printing or log-in problems etc. Resources can be borrowed, returned or reserved on each floor.

The University Centre and Learning Centre offer a pleasant working environment for private,

[https://yorkcollegeuk-my.sharepoint.com/personal/cramsey_yorkcollege_ac_uk/Documents/Downloads/OneDrive_1_30-09-2021/BA \(Hons\) Media Make-Up, pecial Effects and Hair Design.docx](https://yorkcollegeuk-my.sharepoint.com/personal/cramsey_yorkcollege_ac_uk/Documents/Downloads/OneDrive_1_30-09-2021/BA (Hons) Media Make-Up, pecial Effects and Hair Design.docx)

group or class study. York College University Centre and the Learning Centres have 153 networked computers with internet access and a wide range of software including Windows applications, Adobe Creative Suite, and MS Office

What's Available

Library - 48,000 books and 200 journals

University Centre- recreational area and kitchen, study zones which can accommodate independent study areas, group work areas, plasma screens, and learning pods

On-line newspaper and magazine database

Group study spaces and individual study carrels

Interlibrary loan service

OPAC (On-line library catalogue)

Printers, copiers and scanners

148 networked computers with a wide range of software including Windows, MS Office and Adobe products

Learning Centre resources on Blackboard - HE Essentials.

To access the York College LC pages and Induction please go to:

<http://induction.yorkCollege.ac.uk/>

Who Can Help?

You will learn much more about getting the best from the Learning Centre by consulting the experienced staff.

All subject areas have a dedicated facilitator and learning centre officer, to support you with research and study skills. To discover who they are, please go to:

<http://induction.yorkCollege.ac.uk/>

Introducing yourself to your facilitator will enable you to get the best direction and support for your individual study requirements.

Internet Searches

The internet is a wonderful resource with articles, videos, blogs and wikis on every topic. However, it is also congested with social media traffic and lots of unsupported comment and opinion.

On one hand the internet is a great democratic space, with a universal opportunity for everyone with an internet connection to contribute to it. On the other hand – because it is so open – it is the place where people blurt-out unedited and unchecked ‘stuff’ that hasn’t been carefully and rigorously published. The ease with which anything can be published online means that the quality of the things you come across might vary dramatically.

Therefore, the main problem with online resources is knowing who has written what you are reading and how it has been produced. Authorship and quality can be a real issue, especially when you are thinking about trying to reference something in your written work. If the author or producer of the stuff you have found is difficult to identify, then you should be wary of its quality and how valuable it might be to you in your assessed work. A good question to ask yourself would be:

‘If I can’t easily find who has written this then is it completely credible...?’

Wikipedia

[https://yorkcollegeuk-my.sharepoint.com/personal/cramsey_yorkcollege_ac_uk/Documents/Downloads/OneDrive_1_30-09-2021/BA \(Hons\) Media Make-Up, pecial Effects and Hair Design.docx](https://yorkcollegeuk-my.sharepoint.com/personal/cramsey_yorkcollege_ac_uk/Documents/Downloads/OneDrive_1_30-09-2021/BA (Hons) Media Make-Up, pecial Effects and Hair Design.docx)

Wikipedia has its uses, but it is not designed to be an academic resource. It has articles about every topic that you can think of, with lots of interesting stuff, however, it simply provides information based on what's available from other sources, just as a normal paper-based encyclopaedia does. The main difference is that anyone with an internet connection can contribute to Wikipedia, so that it offers articles on a wider range of topics, depending on its contributors' interests.

"...the readers, not the encyclopedia, are ultimately responsible for checking the truthfulness of the articles [on Wikipedia]"
(Wikipedia's 'Wikipedia' Page)

Wikipedia is really good if you want a quick read to gain an overview of a topic, but its real strength is that it provides you with a reference list. When you scroll down to the bottom of an article on Wikipedia you can see all the sources that have been used to put together the article. This can be a good starting point for your own research in preparation for an essay or written piece. Wikipedia itself, however, should not be listed or referenced as an academic source in your own work.

Online Resources

Rather than using Google to search for online resources, the College has selected some which should be relevant and useful for your research on the course.

The College's online resources can be accessed through Blackboard. There are links to these resources through the Subject Guides that have been put together for each subject area, and they include such things as eBooks, online Journals and Magazines, Audio and Visual resources and external websites and useful links.

Online Books

The ebrary is an online library. The main advantage of having access to books online is that many people can read the same book at the same time. The books that are in the ebrary are electronic copies of the paper version and have exactly the same information in them. The College has access to many books via the ebrary platform and these can be accessed via the Subject Guide.

Online Journals and Magazines

Journal access can be very expensive if you are subscribing individually, so the access that the College has purchased for you is potentially very valuable. Check your subject guide to see what's available in your subject area.

There should be a good selection of journals which are peer-reviewed and very worthwhile reading, from which you can find articles on a range of topics.

Planet eStream

The College has recordings of TV programmes on Planet eStream, which can also be accessed through your Subject Guide. This platform is similar to YouTube, but it only holds recordings of useful and appropriate video content, rather than the mixture of material that you might find on YouTube.

You can search for programmes by entering your key word or phrase into the search box on the homepage.

Newspaper Articles

Using the internet to search for newspaper articles is very easy as several newspapers now have an online version with a full archive. You might want to use newspaper articles if you're searching for commentary or different perspectives for a piece of writing.

Use the search box to type in the key word or phrase that you're trying to find an article about.

Access is often free.

Open Educational Resources (OERS) And MOOCs

Institutions such as the Open University and other universities have shared some of their resources online for anyone to access. These tend to be good, as they are backed-up by research and based on good academic principles, and they are free to use.

MOOCs are Massive Open Online Courses and are an interesting way to learn independently. They are available on a wide range of subjects and topics and they are produced by academic institutions such as universities. You can't gain a qualification through this type of online learning but you can gain an insight into a specific aspect of a topic, or undertake part of a university's module.

Learning online usually means that you become part of a learning community with individuals from a range of countries and situations. This can be an interesting part of the learning, as you can gain access to a range of perspectives which might challenge your views and assumptions and help you to develop a critical outlook.

Places to find interesting MOOCs:

Futurelearn <https://www.futurelearn.com/>

Coursera <https://www.coursera.org/>

Computing facilities

You will get an IT Account – Office 365. Information about logging into this will be given at the start of the year.

Only your nominated e-mail address will be used by academic and administrative staff for contacting you, you are advised to check your College and nominated e-mail account regularly. You can forward these e-mails to another account.

Technical support and helpdesk

If you have any issues with using College IT systems please contact us via:

The [IT Helpdesk](#) (follow the link and click the "new ticket" button at the top-right of the page)

Phone: 01904 770411

Catering services

Our Mission: 'To provide wholesome and healthy food and drink that is affordable and represents value for money. To provide a friendly and helpful service in an environment that is clean, safe and relaxed.'

Food and Drink

[https://yorkcollegeuk-my.sharepoint.com/personal/cramsey_yorkcollege_ac_uk/Documents/Downloads/OneDrive_1_30-09-2021/BA \(Hons\) Media Make-Up, pecial Effects and Hair Design.docx](https://yorkcollegeuk-my.sharepoint.com/personal/cramsey_yorkcollege_ac_uk/Documents/Downloads/OneDrive_1_30-09-2021/BA (Hons) Media Make-Up, pecial Effects and Hair Design.docx)

The refectory services at the College provide a wide range of food including cooked breakfasts, lunches, sandwiches, snacks and hot and cold drinks. Halal options and dietary requirements are catered for. Please ask a member of refectory staff if you need any help. Catering outlets operate Monday to Friday with the following opening hours:

Duets Grab & Go Shop: 08:30am – 05:00pm

Duets Coffee Bar: 08:30am – 06:30pm (closing at 03:00pm on Fridays)

Duets Express Food: 08:30am – 02:30pm

There are vending machines at various locations around the College, and a cash machine located in the canteen for your convenience.

The Professional Cookery School runs a restaurant named Ashfields which offers food at various times of year, including Christmas dinner.

Equipment required to be provided by the student

Equipment and tools are provided for use on College premises, but we advise students to have a selection of essentials to enable progress through independent study time and to support post-graduation progression. Below is a suggestion, however not essential.

This is dependent on the skillsets/materials required to complete the major project:

Hairdressing kit

Sculpting tools

Professional Makeup kit

Digital camera

Multimedia:

Photography studio, prosthetic mixing room, workshops university centre

14 Assessment and progression regulations

https://s3.eu-west-2.amazonaws.com/server-asset-backups/york-college-assets/uploads/files/Assessment-Policy/Assessment_Policyv4.pdf

Assessment

The type of assessment, its weighting and its timing are approved through the Open University at the point of validation and also by the relevant External Examiner(s).

Where reasonable adjustments are required to be made to assessments i.e. for disability, this must also be approved by the External Examiner(s).

The programme handbook is updated annually to include up to date and approved assessment details (such as after minor modifications have been requested and approved). Submission dates are also be published.

A viva voce is used as an assessment method on some programmes. However, the regulations also allow for a viva voce as an additional measure in some circumstances. This must be agreed by the Board of Examiners and the external examiner:

Exceptionally, viva voce examinations may be required by a Board of Examiners (with the approval of external examiners):

- (a) to confirm the progression/result status of a student;
- (b) to determine the result status of unusual or borderline cases;
- (c) when there is conflicting evidence from the various assessment components;
- (d) as an alternative or additional assessment in cases where poor performance in assessment is the result of exceptional circumstances verified through due processes.

(Regulations for validated awards of The Open University)

<https://www.open.ac.uk/about/validation-partnerships/about-ou-validation/regulations-validated-awards-open-university>

First Attempt (not a resubmission)

All written work must be submitted via Turnitin to check its authenticity and confirm its submission date. Where authenticity is doubted, the process detailed within the Cheating, Plagiarism and Other Forms of Unfair Practice Policy must be initiated.

The submission procedure for other assessment formats such as posters, plans, recordings etc. must be confirmed by the module tutor at the start of the module.

Late and Resubmissions

The penalty for late submission (without registered Extenuating Circumstances) is a deduction of 10% for every working day that the work is late (excluding weekends, Bank Holidays and College shut down dates). The mark may be reduced down to the Pass mark but no further. On the seventh day, the submission is refused and a mark of zero must be applied.

The next working day following a deadline begins one minute after the time of the agreed deadline. For example, for a submission deadline of 16.00 on Friday 13th, the next working day begins at 16.01 on Friday 13th.

Discretionary Extensions-refer to extenuating circumstances policy

https://yorkcollege.blackboard.com/ultra/courses/_32764_1/cl/outline

A discretionary extension of up to five working days may be granted which must be documented by the award leader on the student/group's Promonitor record and Markbook with a clear justification. The extension gives an exemption from the late penalties ordinarily imposed up to the date that the extension expires:

The extension may be applied to an individual student where circumstances warrant, for example, a short-term health issue or urgent family or work commitment.

The extension may be applied to a whole group, for example, where adverse weather or an/other external factor/s have had a negative impact on the time available for the teaching to be delivered in the scheduled way.

[https://yorkcollegeuk-my.sharepoint.com/personal/cramsey_yorkcollege_ac_uk/Documents/Downloads/OneDrive_1_30-09-2021/BA \(Hons\) Media Make-Up, pecial Effects and Hair Design.docx](https://yorkcollegeuk-my.sharepoint.com/personal/cramsey_yorkcollege_ac_uk/Documents/Downloads/OneDrive_1_30-09-2021/BA (Hons) Media Make-Up, pecial Effects and Hair Design.docx)

If work is submitted after the expiry date of the extension then normal late penalties will apply.

If a student is experiencing very serious or severe circumstances which would not be mitigated by a discretionary extension then the arrangements for Extenuating Circumstances should be applied.

Extenuating Circumstances

The University Centre's policy and process for registering Extenuating Circumstances (ECs) are outlined in the college's assessment policy and suspension of studies procedure. All applications for ECs will be considered by the ECs Panel which meets prior to the Board of Examiners meeting. The Panel's recommendation will be reported to the Board of Examiners.

A successful application for ECs usually allows the student to submit the assessment as a first attempt at a nominated later date and receive the full marks available. If required, a subsequent resit opportunity is allowed.

If a student has ECs applied, but does not submit at the resit opportunity or fails the resit attempt and does not request to have further Extenuating Circumstances taken into account, then this first submission attempt will be recorded as a Non- submission or Fail and the subsequent resit attempt will then be capped at a Pass.

A student may apply for ECs against a resit attempt, depending on their circumstances at the time of the resit. However, if the first submission attempt was a Non-submission or Fail with ECs not granted, then the second resit attempt – given after ECs are granted – would be capped at a minimum Pass mark (40%). In this case, the successful application of ECs provides a further resit submission under the same conditions as for the first resit.

If a student's Extenuating Circumstances are on-going (such as through long- term illness) or affect a considerable number of assessments, then the Board of Examiners may decide to put a longer deferral in place - such as extending the period of registration for the level or allowing the student to attend part-time. This may lead to a Suspension of Studies/Interruption of Studies.

Further guidance on Extenuating Circumstances is available in the Assessment policy. Students can also be referred to Learner Services for independent support.

Assessment Marking

All assessment components for all modules are required to be completed to achieve the award. A student who passes the module will be awarded the credit for that module (as determined within the programme specification).

Students who do not submit an assessment component or who submit and do not achieve a Pass mark will be required to undertake a resit.

The minimum aggregate pass mark for all undergraduate awards is 40% at assessment, module, level and qualification point.

Where there are options available within programmes and modules are identified as pre-

[https://yorkcollegeuk-my.sharepoint.com/personal/cramsey_yorkcollege_ac_uk/Documents/Downloads/OneDrive_1_30-09-2021/BA \(Hons\) Media Make-Up, pecial Effects and Hair Design.docx](https://yorkcollegeuk-my.sharepoint.com/personal/cramsey_yorkcollege_ac_uk/Documents/Downloads/OneDrive_1_30-09-2021/BA (Hons) Media Make-Up, pecial Effects and Hair Design.docx)

requisites or co-requisites then module tutors/award leaders should ensure that the student pathway meets these requirements.

Students should be informed that their marks are provisional (and subject to second marking/internal moderation and external moderation) until the Board of Examiners has met to confirm the marks. Students are then notified of outcomes in writing, following the Board of Examiners meeting.

Grade Descriptors:

Grade descriptors are an essential tool in helping students to understand the marks that they have been awarded and why they have been awarded them. They also help inform what students need to do to achieve higher marks in future assessment.

Generic Assessment Descriptors (UG)						
Assessed Components	A*	A	B	C	D	
	(100-85)	(84 - 70)	(69 - 60)	(59 - 50)	(49 - 40)	
Knowledge, Understanding & Enquiry	Knowledge & Understanding	Excellent understanding of a wide range of ideas	Very good understanding of a range of ideas	Good understanding of relevant ideas	Fair understanding of a few relevant ideas	
	Analysis & Evaluation	Excellent ability to analyse, evaluate, compare and construct values	Accurate analysis and very good evaluation	Good analysis and sound evaluation	Fair analysis with some evaluation	
	Critical Thinking	Excellent thinking, logical and creative with insightful outcomes	Very good synthesis of ideas that are articulated clearly	Good synthesis of ideas with mostly consistent logic	Logical with some synthesis of ideas	
	Research & Enquiry	Rigorous and sustained enquiry with excellent outcomes	Accurate and consistent enquiry using appropriate methods	Consistent approach drawing on a range of sources	Relevant methods of enquiry with some inconsistencies	
	Creativity	Original or innovative work of an excellent standard	Shows imagination and originality	Good imagination with some originality	Some originality. Work is mostly derivative	
Skills & Values	Presentation & Referencing	Technically excellent, accurate referencing and presentation	Accurate and consistent referencing and presentation	Good referencing and consistent approach to conventions	Fair understanding of conventions	
	Communication	Excellent ability to communicate ideas clearly and appropriately	Very good ability to communicate ideas clearly	Most Ideas communicated effectively	Ideas are communicated with some success	
	Practical skills	Excellent demonstration of skills	Very good demonstration of skills	Good demonstration of skills	Fair demonstration of skills	
	Independent work & team work	Excellent ability to work effectively within a team environment. Excellent management of own time and skills	Very good ability to work effectively within the team environment. Very good at managing own time and skills	Good team work and management of own time and skills	Mostly effective approach to team work. Own time management is satisfactory	
	Professional values	Excellent understanding of values and approach to professionalism	Very good and consistent approach to professional values	Good approach to professional values	Mostly professional work	

Formative feedback

Formative feedback is that given during the formative stage of assessment. While students are in the process of developing drafts, an opportunity should be given for feedback in order that a student can check that their work-to-date meets the requirements of the brief.

Students should be given a formative feedback opportunity for every assessment, where practical. For written work this should be submitted and feedback given via Turnitin. Using Turnitin for written work will allow the student to see their originality report – highlighting any Unfair Practice issues that may be present.

All formative feedback should be clearly responding to the student's draft submission in terms of how it addresses the brief and how it may be developed further. At this stage, a mark should not be given, as the work is likely to substantially change between this stage and the final submission.

Where required, a one-to-one tutorial opportunity can be made available to talk through the feedback.

Peer-review can be an excellent tool for formative feedback and should be considered, where appropriate.

In order to avoid grade-polishing, sensible limits should be placed on the work seen during the formative stage. Students have their own part to play in drawing attention to the parts or elements of the work on which they would particularly like feedback. A brief guide is shown below:

Component	Suggested formative feedback
Presentation	It may be practical to use peer-review or a short one-to-one tutorial to discuss the presentation, rather than a full presentation rehearsal.
Practical art/design work	Peer-review may be used. For example, a group-critique. One-to-one tutorials may also be used.
Practical performance work	Peer or tutor review may be used. For example, the students or tutor observe and give feedback on an excerpt of a rehearsal, dress-rehearsal or performance. One-to-one tutorials may also be used.
Short essay or written piece	A complete draft may be submitted via Turnitin and feedback given. Alternatively, a plan may be discussed in a one-to-one tutorial.
Extended essay or longer written piece (2,500 words or more)	A plan or outline may be discussed in a one-to-one tutorial. A draft may be submitted to Turnitin but with an agreed limit, such as 500-1,000 words. In this case, the student will have responsibility for selecting the extract that they particularly want feedback on. This will depend on what is practically possible, and should be agreed by teaching teams.

Research Project	It is expected that there will be a number of formative feedback opportunities as the group moves through each section of the project. However, these should be limited and made clear to students in advance.
Dissertation (usually 8,000 words or more)	Supervisors will give a limited number of appointments or hours to each student during the formative stage. There may also be limits on the number of times a particular section/chapter can be discussed in a formative opportunity.

Summative feedback

Summative feedback is that given to a student after the final submission according to the assessment schedule. This feedback will be based on the assessment of the work in terms of whether it has met the learning outcomes, has passed or not, what mark it has therefore been awarded, and will include commentary on other characteristics as detailed in the marking criteria or grading scheme.

Students will be given summative feedback on every assessment. Marking, internal moderation and feedback should be completed within three working weeks (15 working days). As with formative feedback, for written work this should be submitted and feedback given via Turnitin.

As a minimum it is expected that written summative feedback includes:

A mark as a percentage (0-100%);

Comment on whether each learning outcome has been met, and how well;

Comment on the work as-a-whole that enables a student to understand how their mark has been calculated. This will refer closely to the marking criteria or grading scheme;

Development points that, if successfully acted on, will enable a student to gain a better mark at the next submission.

Non-adherence to word counts

A word count attached to a component is used as a guide to how much work needs to be produced, according to the requirements of the module specification. It is not an expectation that the word count in a submission exactly matches the specified word count for the component, but where a student deviates from the word count by +/- 10% then, as a minimum, this should be noted in the summative feedback and, ideally, discussed with the student in a one-to-one tutorial.

Where a student has produced work significantly over the word count this may affect their ability to gain credit for conciseness, editing and proof-reading, construction of argument and/or other relevant qualities that are being assessed according to the rubric or mark scheme. These points should be highlighted in the feedback given.

Where a student has produced work significantly under the word count this may affect their ability to adequately meet the learning outcomes applicable to the assessment, or to gain credit for an appropriate level of detail, knowledge and understanding, analysis and/or other relevant qualities that are being assessed according to the rubric or mark scheme. These points should be highlighted in the feedback given.

If, after marking, doubt arises about the validity of any mark then it should be included in

[https://yorkcollegeuk-my.sharepoint.com/personal/cramsey_yorkcollege_ac_uk/Documents/Downloads/OneDrive_1_30-09-2021/BA \(Hons\) Media Make-Up, pecial Effects and Hair Design.docx](https://yorkcollegeuk-my.sharepoint.com/personal/cramsey_yorkcollege_ac_uk/Documents/Downloads/OneDrive_1_30-09-2021/BA (Hons) Media Make-Up, pecial Effects and Hair Design.docx)

sampling for Internal Moderation.

Certain elements of a student's written work should not be included in the calculation of the total word count, including:

Contents page (where used)

Reference list

Appendices

Abstract, where included in Dissertation or Research Project reports

All other elements of a student's written work are included, such as – but not limited to:

Footnotes

Citations

Tables

There are no penalties that apply where non-adherence to word counts has been identified.

Marking Bands

All assessments are marked as a percentage (0-100%)

% Score	Performance Standard
70+	Excellent Pass
60-69	Very Good Pass
50-59	Good Pass
40-49	Pass
0-39	Fail

Rounding

Rounding may occur after weighted percentages have been calculated. No half marks can be given for an assessed component. Half marks that do arise are rounded by ProMonitor after being calculated according to the weighting of components within modules. Where a final aggregated mark includes half marks, the following shall apply:

Where the result of the assessment calculation creates a mark of 0.5% or greater this will be rounded up to the next full percentage point (e.g. 69.5% is rounded to 70%; 59.5% to 60%; and so on). Where the calculation creates a mark below 0.5% this will be rounded down to the next full percentage point (e.g. 69.4% is rounded to 69%; 59.4% to 59%; and so on). For the purposes of rounding up or down, only the first decimal place is used.

(Regulations for validated awards of The Open University)

<https://www.open.ac.uk/about/validation-partnerships/about-ou-validation/regulations-validated-awards-open-university>

Where examinations are used, module tutors should be aware that consistent use of half marks can cause 'double rounding'. Assessment components may be rounded up or down and rounding up or down may then occur at the classification level. For example a student can be working at a 2:2 level yet achieve a 2:1 (without any clear exit velocity) and the same can happen with rounding down, where a student may receive a lower classification than

[https://yorkcollegeuk-my.sharepoint.com/personal/cramsey_yorkcollege_ac_uk/Documents/Downloads/OneDrive_1_30-09-2021/BA \(Hons\) Media Make-Up, pecial Effects and Hair Design.docx](https://yorkcollegeuk-my.sharepoint.com/personal/cramsey_yorkcollege_ac_uk/Documents/Downloads/OneDrive_1_30-09-2021/BA (Hons) Media Make-Up, pecial Effects and Hair Design.docx)

their marks suggested to date.

Internal moderation

Arrangements for Internal Moderation (IM) exist to ensure that first marking is fair and consistent with the marking criteria or grading scheme and to ensure comparability of assessment across a cohort. A moderator should be appropriately qualified, with experience of assessing in the subject area and at the level of study and be suitably impartial (i.e. there are no conflicts of interest).

For new members of teaching staff IM can be a key learning experience in the development of an appropriate approach to marking on OU-validated programmes. During their first semester conducting assessment a new member of teaching staff may have all work sampled for IM to support this learning. This may be reviewed and extended if appropriate.

For each moderated piece of work the moderator needs to complete an IM pro- forma, indicating whether, and on what grounds, they agree or disagree with the original mark. Moderators should consider and confirm whether they agree that:

The learning outcomes have been met;

The marking criteria or grading scheme has been applied appropriately;

After taking 2.24.1. and 2.24.2. into consideration, the original mark is correct.

Although not required, the moderator may also comment on any additional development points not highlighted by the original marker.

A sample of work for each assessed component should be selected according to the following:

For small groups with six or fewer students	For groups of seven or more students
All work should be sampled for internal moderation (including any College staff undertaking the programme)	All Firsts/Distinctions All Fails (39 or lower) A representative sample from the middle range (3rd – 2:1/Pass – Merit) Any College staff undertaking the programme must be included

Where there is a variance of within +/-2pp between the original and the moderator's mark the original mark should stand, except if the moderator's mark moves the original mark across a grade boundary. If the moderator recommends moving the mark across a grade boundary then a rationale for the new mark must be provided. The final mark must be agreed in discussion between the original marker and the moderator.

If a final mark cannot be agreed during discussion between the original marker and moderator then a second moderator may be appointed to review the work and give their recommendation, guided by paragraph 2.24.

If IM of a component highlights significant or widespread discrepancies between the original and the moderated marks, then the sample should be extended to include the remainder of the cohort for moderation of that component.

Only after sampling of the whole cohort for IM, according to 2.24., should amendments be applied to the marks of the whole cohort.

After IM has been completed, any updates to marks should be applied on Turnitin.

Resit opportunities

If a student does not submit or fails a component of a module then they are eligible for a resit opportunity. However,

17.3.1 Resit provision is subject to all the following conditions:

- (a) A student may resit the failed assessment components of a module only once. Where there are extenuating circumstances, the Board of Examiners has discretion to decide whether a further assessment opportunity shall be permitted, unless explicitly prohibited in the rules for the programme, as approved in the validation process and programme specification.
- (b) A student who does not complete the resit by the date specified shall not progress the programme, except in cases where the process for allowing extenuating circumstances has been followed.
- (c) Resits can only take place after the meeting of the Board of Examiners or following agreement by the Chair and the External Examiner of the Board.
- (d) A student who successfully completes any required resits within a module shall be awarded the credit for the module and the result for the individual assessment component capped at the minimum pass mark for the module.
- (e) A student shall not be permitted to be reassessed by resit in any module that has received a pass mark, or in a component that has received a mark of 40% or above.
- (f) The resit will normally be carried out by the same combination of written examination, coursework etc. as in the first attempt.

(Regulations for validated awards of The Open University)

<https://www.open.ac.uk/about/validation-partnerships/about-ou-validation/regulations-validated-awards-open-university>

Students should always have the opportunity and be encouraged to resit rather than rely on compensation. If they receive a compensated pass this is shown on their transcript and diploma supplement and is included in the calculation of the overall classification.

The minimum aggregate pass marks for all undergraduate awards is 40% at assessment, module, level and qualification point.

Level progression

For a student to be eligible to progress to the next level (if applicable), then 120 credits at the current level must have been achieved (whether through assessment or recognition of prior learning) at the aggregate pass mark of 40%.

Compensation

In some cases level or stage compensation may be applied, allowing a student to progress with an overall module mark below 40% but over 35% (up to a total of 20 credits), if their overall aggregate mark for the level is 40% or greater and provided that all learning outcomes are met.

In-module compensation may also be applied, allowing a student to gain credit for a module with one component with a mark of below 40% but over 35%, where the module has an overall Pass mark (40%) and all learning outcomes are met.

Unless otherwise stated in the approved programme specification, compensation will be applied when the following conditions are met:

No more than 20 credits, or one sixth of the total credits, whichever is greater, can be compensated in any one stage of an undergraduate or postgraduate programme.

Compensation is not permitted for modules within awards of less than 120 credits in total.

It can be demonstrated that the learning outcomes of the qualification level have been satisfied. The process for evaluating cases will be identified in the programme specification.

A minimum mark of no more than 5 percentage points below the module pass mark has been achieved in the module to be compensated.

Taking the module mark to be compensated into account, an aggregate mark of 40% has been achieved for the qualification level of the undergraduate programme.

No compensation shall be permitted for any core project/dissertation module, as defined in the programme specification.

A student who receives a compensated pass in a module shall be awarded the credit for the module. The original component mark(s) (i.e. below the pass mark) shall be retained in the record of marks and used in the calculation of the aggregate mark for the stage or qualification.

(Regulations for validated awards of The Open University)

<https://www.open.ac.uk/about/validation-partnerships/about-ou-validation/regulations-validated-awards-open-university>

Level failure/Repeat opportunities

If, having exhausted all permitted resit and compensation opportunities, a student is still unable to pass; the Board of Examiners may at its discretion permit one of the following repeat options:

Partial repeat as fully registered student:

The student is not permitted to progress to the next stage of the programme but must repeat the failed modules and/or components in full during the following academic year,
The student has full access to all facilities and support for the modules and/or components being repeated,
The marks that can be achieved for the modules and/or components being repeated will be capped at the module and/or component pass marks,
The student retains the marks for the modules and/or components already passed,
No further resit opportunities are permitted.

Partial repeat for assessment only:

As in paragraph 17.5.1(a) except that access to facilities and support will be limited to certain learning resources for the module(s) and/or component(s) being repeated. Participation will only be allowed for relevant revision sessions and assessments.

Full repeat:

This is only permitted where the student has extenuating circumstances;
The student does not progress to the next stage of the programme but instead repeats all the modules in the current stage during the following academic year,
The student has full access to all facilities and support,
The marks that can be achieved are not capped, and the student is normally entitled to the resit opportunities available. However, a student is not able to carry forward any credit from previous attempts at the stage.

(Regulations for validated awards of The Open University)

<https://www.open.ac.uk/about/validation-partnerships/about-ou-validation/regulations-validated-awards-open-university>

If a student is offered a repeat opportunity then award leaders/Board of Examiners should advise the student to seek further guidance from Student Services before they accept the option to repeat - repeating can have considerable financial implications, particularly if study is funded through Student Finance England.

Progression with trailing assessments

There is provision for a student to progress without having gained the required number of credits. The Open University regulations relating to a student progressing with trailing assessments can be found in section 17.5.3 below:

17.5.3 With the approval of the Board of Examiners students may be eligible to progress to a higher stage of a programme without having completed the requisite 120 points of the lower stage, may exceptionally be allowed to do so provided that each of the following conditions are met:

- (a) A minimum of 80 points at the lower level have been successfully completed including passes in all designated core modules;
- (b) All requirements for academic prerequisites for the higher level modules are met;
- (c) The Examination board have approved progression following a successful application for extenuating circumstances, and results are still pending in the student's profile;

(Regulations for validated awards of The Open University)

<https://www.open.ac.uk/about/validation-partnerships/about-ou-validation/regulations-validated-awards-open-university>

Final awards, classification and exit awards

BA Honours Degree (Top-up) (1 year full-time)

For the award of an Honours Degree (Top-Up), a student will have met the programme learning outcomes, achieved 120 credits at FHEQ Level 6 and achieved an aggregate pass mark of at least 40% across the level.

Classification is based upon the mean mark across Level 6.

Aggregate % Score	Grade
70+	First Class (1st)
60-69	Upper Second Class (2:1)
50-59	Lower Second Class (2:2)
40-49	Third Class (3rd)
0-39	Fail

Like assessment/module marks, rounding up (0.5% or greater to the next full point) or rounding down (0.4% or below) occurs if a half mark arises at the classification point.

As detailed within programme specifications, a student may be eligible to withdraw before completion of the major project/dissertation component of an Honours degree and be eligible for the award of an Ordinary Degree (60 credits at Level 6).

Recognition of prior learning (RPL)

<https://s3.eu-west-2.amazonaws.com/server-asset-backups/york-college-assets/uploads/files/Assessment-Regulations/RPL-Procedure-HE.pdf>

As detailed within the Student Guide to Recognition of Prior Learning (RPL) there are limits on the use of RPL, some of which impact upon classification:

No more than 50% of a programme's credit can be awarded through the RPL process, i.e. 180 credits of a Bachelor's Degree or 120 credits of a Foundation Degree, with the exception of an Honours Degree (Top-up), in which applicants must complete all 120 credits at Level 6.

Modules/levels for which RPL is granted cannot be granted marks or used toward final classification unless an Open University approved articulation/credit transfer agreement is in place with the named institution.

No credit can ever be awarded for the dissertation/major project element of any programme.

Modules/levels that are granted RPL should be designated a 'Pass' on the transcript of results. No marks can be awarded for a module that RPL has been granted for unless the applicant is transferring programmes internally and some modules are core and studied across all programmes. The calculation of the final classification will not include modules for which RPL has been granted.

For further information about the use of RPL within assessment please refer to the Student Guide.

Aegrotat and posthumous awards

Under exceptional circumstances, an Aegrotat award may be made by the Board of Examiners. This is only if a student is unable to complete their studies, such as through serious and permanent illness or other circumstances.

If an Aegrotat award is made, the Board must be confident that if the circumstances had not arisen, the student would have passed the award.

The Board of Examiners can also apply to the Open University's Module Results Approval and Qualifications Classification Panel (MRAQCP) to request an award for a student who passes away before study is completed.

For further information on Aegrotat and Posthumous awards please see 21.0 in the Regulations for validated awards of The Open University.

Recording and Publishing assessment decisions General Information

All decisions on final awards are provisional until ratified by The Open University's Module Results Approval and Qualifications Classification Panel (MRAQCP). Following the Board of Examiners meeting the documentation is submitted to The Open University within 2 working days. The expected timescale for confirmation of ratification by MRAQCP is within 7 working days of receipt of the documentation.

Recording assessment decisions

After marking and internal moderation (IM) have been completed, results for individual components are recorded in the ProMonitor system. Students may see these marks via ProPortal and should be advised that all marks are provisional at this stage.

Prior to the Board of Examiners Meeting a sample of assessed work is reviewed by the external examiner (EE). This sample should be agreed between the EE and programme leader and should include all assessed work by any College staff undertaking the programme. The regulations relating to EEs can be found in section F2 of the Handbook for Validated Awards.

Outcomes other than numerical marks will be added in lieu of marks to the mark sheet presented at the Board of Examiners meeting, using the codes shown in the table below. These outcomes will be confirmed to students in an outcome letter following the Board of Examiners meeting.

Description of outcome	Code used on ProMonitor	Code on outcome letter
Non-submission of component	NS	NS Resit
Extenuating circumstances applied	EC	EC Resit
Unfair Practice – Penalty 1 applied	UP1	UP Penalty 1
Unfair Practice – Penalty 2 applied	UP2	UP Penalty 2
Unfair Practice – Penalty 3 applied	UP3	UP Penalty 3
Suspension of Studies/Interruption of Studies	INT	Interruption of Studies
Exempt from undertaking the component due to RPL	EX	Exempt

Outcomes with final marks may result in other outcomes, including Fail (for marks below 40%) or Compensation (according to the regulations for Compensation – see section 5.). These outcomes will be confirmed and minuted at the Board of Examiners meeting and confirmed to students in their outcome letter following the meeting, using the following codes:

Description of outcome	Code on outcome letter
First failure to gain a Pass mark	Fail Resit
Second failure to gain a Pass mark	Fail Retake
Compensation has been applied	Comp

Publishing assessment decisions

Following the completion of all internal and external moderation and having been reported and agreed at the Board of Examiners meeting, marks are final and may be confirmed to students.

Students can view their confirmed marks using ProPortal – the student- facing part of the ProMonitor system. During the assessment process ProMonitor will be updated to reflect agreed marks.

Following each Board of Examiners meeting a letter will be sent to every student:

To confirm that – where work has been completed and a Pass gained, this has been agreed at the Board of Examiners meeting, and that the marks shown on ProPortal are now final;

To confirm that – where work has been completed and not gained a Pass, work has not been completed, or Extenuating Circumstances, Unfair Practice or Suspension of Studies/Interruption of Studies applies –the outcome has been reported and agreed at the Board of Examiners meeting and is now final;

To give – in the case of the various outcomes listed in 10.8.2 – a brief explanation of the applicable outcome(s) and the action(s) required;

To confirm that should a student wish to appeal an assessment decision they should do so within 10 working days of receipt of the letter.

After ratification of final award decisions from MRAQCP has been given, certificates are sent from the Open University. An Open University-approved diploma supplement is produced by the University Centre to accompany the certificate. The diploma supplement is signed by the Head of Higher Education and bears the College stamp. The diploma supplement includes the following information:

Section	Information
1	Information regarding the holder of the qualification
2	Information identifying the qualification
3	Information on the level of the qualification
4	Information on the contents and mode of study (including the transcript of results – see 10.10)
5	Information on the function of the qualification
6	Additional information
7	Certification of the supplement
8	Information on the national higher education system

The transcript of results – includes the following information:

Student	Notes
Name	Student's name
Date of birth	Student's date of birth
Registration Number	OUVS ID number
Student ID	University Centre student number
Date of Award Assessment Board	Date that the Board of Examiners meeting was held to confirm the student's results
Academic Year	The academic year in which the diploma supplement has been produced
Language of instruction	English
Language of assessment	English
Institution responsible for programme delivery	University Centre York College
Programme	Notes
Module ref	Reference code for the module
Module title	The title of the module

Level	This will be either 4, 5 or 6, depending on the programme
Credits	The number of credits awarded for the module
Grade %	Expressed as a percentage in whole numbers. Where compensation has been applied, an asterisk '*' is shown next to the applicable mark on the transcript of results. Where RPL has been applied and a module has not been undertaken then the grade will be shown as 'Pass'.
ECTS	European Credit Transfer and Accumulation System equivalent (each credit equals 0.5 as ECTS)

Credits achieved	Total number of credits achieved:	
	CertHE	A minimum of 120 credits at Level 4
	FD	240 credits (120 at Level 4 and 120 at Level 5)
	BA (Hons)	120 credits at Level 6
	BA	A minimum of 60 credits at Level 6

Result %	The aggregated percentage mark when all applicable module marks have been taken into account across the programme.
----------	--

Award	The name of the award:	
	CertHE	Certificate of higher education (an approved combination of 120 credits at Level 4)
	FD	Foundation degree
	BA (Hons)	Degree with Honours
	BA	Ordinary degree (an approved combination of 60 or more credits at Level 6)

Classification	CertHE	Unclassified – a Pass is given
	FD	See section 7.2.
	BA (Hons)	See section 7.10.
	BA	Unclassified – a Pass is given

Related policies/procedures/documents

(<https://www.yorkcollege.ac.uk/university-centre/policies-and-procedures>)

[Academic Appeals Policy](#)

[Academic Misconduct Policy](#)

[Assessment Policy including Suspension of Studies](#)

[Internal Quality Assurance Procedure](#)

[Recognition of Prior Learning HE Programmes](#)

[Malpractice Policy Malpractice and Maladministration Policy](#)

15 Academic integrity

https://s3.eu-west-2.amazonaws.com/server-asset-backups/york-college-assets/uploads/files/Higher-Education-Policies/Academic_Misconduct_HE_Procedure.pdf

<https://s3.eu-west-2.amazonaws.com/server-asset-backups/york-college-assets/uploads/files/Assessment-Regulations/Malpractice-and-Maladministration.pdf>

Avoiding Plagiarism

Plagiarism is defined in the Academic Misconduct Procedure (HE) as “the action of attempting to pass off another’s original work as the student’s own original work”. You might think that taking someone else’s work or ideas by accident is not classed as plagiarism, but it is viewed as unfair practice and will be included as an offence. You have the responsibility for your own research, so you are also in control of the way that you include that research in your own writing. The College will give you information and support to help you to avoid plagiarism, so if your written work does come back with a high percentage on Turnitin then it is likely that you will be the subject of a suspected unfair practice case.

The main way that you can avoid any confusion about what you have and have not written is to reference correctly all source material that you are using

Academic Misconduct

As a student you are expected to know how to go about your studies in an appropriate way. Your academic conduct is as important as your personal conduct. Cases of academic misconduct– are taken seriously by the College.

You are responsible for most of your own learning outside of the classroom, so you need to know how to make the best use of your time. You don’t want to spend a lot of time working in a way if it’s not going to get you the results you need. When you submit a piece of work for assessment you should know what’s acceptable and what’s not acceptable. Your tutor will give you clear instructions about submissions: how they should be presented and how you should go about submitting them.

The level of penalty you can expect depends on how serious the offence is. At the lowest level you will be asked to resubmit the work; at the highest level you may be withdrawn from your course without a qualification.

However, there are certain basic academic standards that you need to be aware of, and the most important of these is plagiarism. The penalties for academic misconduct can be severe, so it is worth taking the time to understand the information on this page.

A copy of the Academic Misconduct Procedure (HE) is available on see York College Blackboard HE Essentials.

Acceptable forms of academic referencing and citation

When writing for assessment, you need to do everything you can to make sure that your tutor knows what parts of the writing aren’t yours. You are expected to do research in preparation for writing, and your tutor needs to be able to see this research to give you marks for it. The main way to successfully show your research and to clearly set out the difference between what you have and have not written is to use referencing.

When you’re in conversation, you might refer to something that someone else said as evidence to underpin your own position: “I know this won’t happen because she said she wouldn’t let it happen”. Obviously, you would only trust someone’s word when they are in a position of authority. Without any trust you wouldn’t use their word as evidence.

When you’re writing, the principle is the same. You need to show where you have used someone else’s writing as evidence for your own position. There needs to be trust that the evidence you are using is valid. Using someone else’s writing word-for-word needs to be indicated with “quote marks”. You don’t need quote marks if you’re simply referring to an

idea or perspective that another writer has put forward – you can summarise or paraphrase this in your own words. However, in both of these cases, you do need to provide a citation, which is made up of two or three key bits of information that show your tutor where the information has come from.

Appeals and complaints against an assessment decision

<https://s3.eu-west-2.amazonaws.com/server-asset-backups/york-college-assets/uploads/files/General-Regulations/Appeal-procedures-HEv2.pdf>

You can appeal against an assessment decision if you believe and have evidence that any of the following apply:

a) There were relevant exceptional circumstances (for example, illness), and you have a good reason for failing to notify the examiners of these sooner. Normally you must inform your Progress tutor by the assessment deadline (or up to five days after the deadline in the case of examinations), by using the exceptional circumstances procedure. A 'good reason' means that circumstances beyond your control prevented you from disclosing the relevant circumstances at the appropriate time. Personal embarrassment or unwillingness to disclose personal circumstances are not considered 'good reason' for the purposes of an appeal.

b) You did notify the examiners earlier about exceptional circumstances or some other disruption of the assessment process, but there is clear evidence that the exceptional circumstances procedure was not correctly followed. The fact that you disagree with the way in which your exceptional circumstances were considered is not in itself grounds for appeal.

c) A procedural irregularity has occurred; the assessment was conducted unfairly or improperly; the assessment was biased.

You must complete a FQ10 form, more information can be found in the HE Assessment Appeals Policy and Procedure see York College Blackboard HE Essentials

As a student you are expected to know how to go about your studies in an appropriate way. Your academic conduct is as important as your personal conduct. Cases of academic misconduct– are taken seriously by the College.

You are responsible for most of your own learning outside of the classroom, so you need to know how to make the best use of your time. You don't want to spend a lot of time working in a way if it's not going to get you the results you need. When you submit a piece of work for assessment you should know what's acceptable and what's not acceptable. Your tutor will give you clear instructions about submissions: how they should be presented and how you should go about submitting them.

The level of penalty you can expect depends on how serious the offence is. At the lowest level you will be asked to resubmit the work; at the highest level you may be withdrawn from your course without a qualification.

However, there are certain basic academic standards that you need to be aware of, and the most important of these is plagiarism. The penalties for academic misconduct can be severe, so it is worth taking the time to understand the information on this page.

A copy of the Academic Misconduct Procedure (HE) is available on see York College Blackboard HE Essentials

16 Other institutional policies and regulations

<https://www.yorkcollege.ac.uk/university-centre/policies-and-procedures>

Some of the information below may be given in the form of general brief statements (ideally with links included) that refer students to separate generic institutional policy document.

Disability statement

The College is committed to equality for all and widening participation for disabled students and ensuring that all students have access to a high quality learning experience.

To help us achieve this please make sure that you let us know what you need so we can make reasonable adjustments to help you succeed.

Safeguarding

“The safeguarding of young people and vulnerable adults is fully embraced by all York College staff and underpins the College's values”

Staying Safe at York College

We want all students at York College to feel safe and not to feel threatened by their environment or other people in it. To keep you free from harm, we carry out all that is necessary within these key areas:

Prevent at York College

An essential part of York College's safeguarding duty includes protecting vulnerable people from the risk of radicalisation and extremism. This is called the 'Prevent Duty'; this is a government initiative aimed at stopping people becoming involved with (radicalised) or support violent extreme behaviour (extremism).

Link <https://s3.eu-west-2.amazonaws.com/server-asset-backups/york-college-assets/uploads/files/Safeguarding-Policy-v3.pdf>

Equal opportunities statement

York College is committed to equality of opportunity. The aim is to create an environment in which people treat each other with mutual respect, regardless of age, disability, family responsibility, marital status, race, colour, ethnicity, nationality, religion or belief, gender, gender identity, transgender, sexual orientation, trade union activity or unrelated criminal convictions.

Link https://s3.eu-west-2.amazonaws.com/server-asset-backups/york-college-assets/uploads/files/Equality_and_Diversity_Policy.pdf

Data protection

The College needs to keep certain information about its employees, students and other users to allow it to monitor performance, achievements, and health and safety, for example. It is also necessary to process information so that staff can be recruited and paid, courses organised and legal obligations to funding bodies and government complied with. To comply with the law, information must be collected and used fairly, stored safely and not disclosed to any other person unlawfully. To do this, the College must comply with the Data Protection Principles which are set out in the General Data Protection Regulations [GDPR].

Link <https://s3.eu-west-2.amazonaws.com/server-asset-backups/york-college-assets/uploads/files/Data-Protection-Policy/Data Protection Policy 2021 FINAL.pdf>

Health and safety issues

York College, as a requirement of the Health and Safety at Work etc Act 1974 must produce a Health and Safety Policy. The policy document outlines the College's responsibilities to staff, students and visitors to our buildings and gives our arrangements for health and safety.

York College sees the promotion of health and safety as a team effort, it is intended that the policy (linked below), and the teamwork it promotes should enable the College Community to work in partnership to achieve a safe working environment where hazards are controlled, risks to the health and safety of staff and others are reduced to a minimum and the safeguarding of students is maintained at all times.

Link <https://www.yorkcollege.ac.uk/about-us/233-health-and-safety.html>

17 Student participation and evaluation

As a student you are not a passive consumer of learning, but an active participant, so the College wants you to engage with it about all aspects of your experience and is committed to listening to you and your ideas. Your tutor will usually be your first point of call when you want to feed something back (what is working and what is not!), but there are other ways you can share your thoughts, outlined below.

How Can You Engage?

There are many opportunities for you to share your perspective, ideas and knowledge as a student at the College. More details of how you can get involved with feedback and engagement can be found on Blackboard.

Student representation on Committees

The College is committed to ensuring that the views of students are heard and responded to. This is partly achieved through Programme-level representatives who are recruited across all Programmes. More information about this and the link with the HE student forum will be given in the cross college induction. Student reps will be contacted and meet throughout the year to give feedback on their course and make suggestions as to how we can make improvements to our student experience.

Higher Education Surveys

Throughout the academic year there will be an opportunity to feedback through online surveys. Feedback from HE students is collated and where actions have been met you will find this information in the University Centre and on HE Essentials via "You Said We Did"

Role of Development and Enhancement Meetings

Each Programme will set up a development and enhancement meeting to ensure that the academic experience of students on the Programme is as good as it can be. These meetings take place twice per academic year, one per semester. There will also be two student focus groups to allow students to contribute to Programme monitoring, review and development.

The meeting is important as your feedback will be passed on to relevant managers for their attention, and your tutor will take on board your comments and combine them with feedback from module evaluations, external examiner reports, the Student Submission and other sources to help them to evaluate and review the course and how it might be run differently.

At the end of the year your tutor completes an Evaluation & Review; your feedback plays an important role in this process. Each Evaluation & Review is shared with management and therefore has an impact on the way that the College evaluates its annual performance.

Module Evaluation

We value your feedback. Each Programme should undertake module evaluations to give you the opportunity to tell us what you think about module delivery, assessments, and the learning resources available to you. We are interested in hearing about areas that have exceeded your expectations as well as those that have not met your needs or requirements. There is also a free text comments section where you can submit additional remarks and suggestions.

Module evaluations are confidential and completed anonymously. This feedback is used at Programme level so that the student experience can be continuously improved. By undertaking module evaluations, you can help us to refresh and revise our module delivery to enhance the learning experience and continue to improve upon our academic provision.

College Surveys

We ask students to complete surveys at different stages of their programme to provide us with feedback on how things are going. Again, these results are used by staff on your Programme to make improvements and to share good practice. Your feedback matters – so take these opportunities to get involved.

National Student Survey

If you are entering into your final year you will also be invited to participate in the National Student Survey. This is a survey for all final year students in all universities in England and the results are made public to help prospective students make choices about where and what to study.

What Happens with My Feedback?

We take your comments very seriously and you can find out what actions have been taken in response to your feedback through your Programme representative or your tutors.

18 General reading list (i.e. not module specific), including electronic resources

General reading list:			
Author	Year	Title	Publisher
Adair, J	(2016)	Decision-making and problem solving. 3rd Ed. London.	Kogan Page Ltd
Atkinson, I	(2014)	The creative problem solver	Pearson Education Ltd
Baker,R.	1995	Drag: A History of Female Impersonation in the Performing Arts	New York University Press
Barnes,S	2012	Face to Face: Amazing New Looks and Inspiration from the Top Celebrity Makeup Artist	FAIR WINDS PRESS
Barrett, J. & Hendon, D.	(2001)	Colour atlas of burn care.	W. B. Saunders
Conway,	1999	Make-Up Artistry	Pearson Education Limited
Corey, I.	1991	The Face is a Canvas : Design and Technique of Theatrical Make-up	Anchorage Press (UK)
Cox, C.	2005	Hair & Fashion	V & A Publishing
Daudlin, R. (2009)	(2009)	Hurt 'em reel good- a quick reference for out of kit make-up effects.	Two Oxford, Focal Press.
Davis, G & Hall, M.	(2008)	The make-up artist handbook- techniques for film, television, photography and theatre.	Routledge.
Debrececi, T.	(2018)	Special make-up effects for stage and screen-making and applying prosthetics.	Focal Press.
Eldridge, L.	2015	Face paint: the story of makeup	Abrams Image
Frost,D	2016	Night Flowers: From Avant-Drag to Extreme Haute Couture	Merrell-Publishers-Ltd
Garland,V	2018	Validated: The Makeup of Val Garland	Laurence King Publishing

General reading list:			
Author	Year	Title	Publisher
Gardiner, P.D	2015	Project Management: A Strategic Planning Approach,	Palgrave MacMillan
Johns,C.	(2018)	Becoming a Reflective Practitioner	John Wiley and Sons Ltd
Marieb, E.	(2012)	Essentials of human anatomy and physiology.	Benjamin Cummings
Ramsay, C.	(2019)	Prosthetic make-up artistry for film and television.	The Crowood Press.
Ririnui, J. & Nguyen, L.	(2010)	Make-up is art – professional techniques for creating original looks.	Carlton Books Ltd

Other indicative text (e.g. websites)	
Websites BECTU - the UK's media and entertainment trade union, covering broadcasting, film, independent production, theatre and the arts, leisure and digital media BBC College of Production - practical advice on all aspects of working in television, radio and online broadcast	
<u>Indicative Journals /Periodicals</u>	
<u>Subscriptions:</u>	
Allure Estetica Hairdressers Journal Make-up International Professional Beauty Prosthetics The Stage Magazine Black Beauty and Hair Vogue Magazine archive circ. 1950-1990	
<u>Useful websites</u>	
How to	http://www.thestage.co.uk/connect/howto/applymakeup.php http://www.thestage.co.uk/connect/howto/makeup.php http://www.thestage.co.uk/connect/howto/prosthetics.php
Internet Movie Database	http://www.imdb.com/

Make-up Artistry	http://www.woodbridgeproductions.co.uk/
Make-up International Magazine	http://kryolan.co.uk/en/index.php?mnu=63&mtype=l
Makeup looks	http://www.makeupforever.com/
Monster makers	http://www.monstermakers.com/
NASMAH	http://www.nasmah.co.uk/
Skillset	http://www.skillset.org/film/jobs/hair_and_makeup/
The Make-up Gallery	http://www.themakeupgallery.org.uk/