



Bauchi State Government

BUDGET IMPLEMENTATION REPORT QUARTER TWO 2025

28TH JULY 2025



Contents

1	Summary of Performance	3
1.A	Introduction	3
1.B	Revenue Performance	3
1.C	Recurrent Expenditure Performance	5
1.D	Capital Expenditure Performance	5
1.E	Conclusions	6
1.F	Summary Budget Implementation Graphs	7
1.G	Summary Budget Implementation Report	9
2	Budget Implementation Reports by NCOA Segments	10
2.A	Revenue by Administrative Classification	10
2.B	Revenue by Economic Classification	13
2.C	Expenditure by Administrative Classification	16
2.D	Expenditure by Economic Classification	29
2.E	Expenditure by Functional Classification	36
2.F	Expenditure by Programme Classification	46
3	Capital Expenditure Details	52
4	Primary Healthcare Budget Performance	86
4.A	Overview	86
4.B	Budget Implementation Reports by NCOA Segment	87
5	Basic Education Budget Performance	91
5.A	Overview	91
5.B	Budget Implementation Reports by NCOA Segment	92

List of Graphical Presentations

Figure 1: Fiscal Performance Overview for Quarter	7
Figure 2: Fiscal Performance Overview Year to Date	8
Figure 3: Summary of Primary Health Care Budget Performance for Quarter and Year to Date	86
Figure 4: Summary of Basic Education Budget Performance Year to Date	91



List of Reports

Table 1: Budget Implementation Summary	9
Table 2: Total Revenue by Administrative Classification.....	10
Table 3: Total Revenue by Economic Classification.....	13
Table 4: Total Expenditure by Administrative Classification	16
Table 6: Overhead Expenditure by Administrative Classification	22
Table 7: Capital Expenditure by Administrative Classification	25
Table 8: Other Expenditure by Administrative Classification.....	28
Table 9: Total Expenditure by Economic Classification	29
Table 10: Total Expenditure by Functional Classification.....	36
Table 11: Personnel Expenditure by Functional Classification.....	39
Table 12: Overhead Expenditure by Functional Classification	41
Table 13: Capital Expenditure by Functional Classification.....	43
Table 14: Other Expenditure by Functional Classification	45
Table 15: Total Expenditure by Programme Classification.....	46
Table 16: Personnel Expenditure by Programme Classification.....	48
Table 17: Overhead Expenditure by Programme Classification	49
Table 18: Capital Expenditure by Programme Classification.....	50
Table 19: Other Expenditure by Programme Classification	51
Table 20: Capital Expenditure by Project	52
Table 21: Primary Healthcare Expenditure by Administrative Classification	87
Table 22: Primary Healthcare Expenditure by Functional Classification.....	87
Table 23: Primary Healthcare Expenditure by Programme Classification.....	88
Table 24: Primary Healthcare Expenditure by Economic Classification	89
Table 26: Basic Education Expenditure by Administrative Classification.....	92
Table 27: Basic Education Expenditure by Functional Classification.....	92
Table 28: Basic Education Expenditure by Programme Classification.....	93
Table 29: Basic Education Expenditure by Economic Classification	94



1 Summary of Performance

1.A Introduction

This Budget Implementation Report for Bauchi State is prepared quarterly and issued within 30 days from the end of each quarter.

This report includes the original approved budget and revised/final budget appropriations for the year 2025 against each organizational unit for each of the core economic classification of expenditures (Personnel, Overheads, Capital, and Others); the actual expenditures for the quarter Q2, attributed to each organizational unit, as well as the cumulative expenditures for year to date, and balances against each of the revenue and expenditure appropriations.

In this second-quarter implementation report, a revision was made to the original (approved) budget. It is against this backdrop that the budget implementation report will be reported against the revised budget.

This Q2 report is assessed against the 2025 Revised Budget, as there was a revision of the budget within the quarter under review.

The core economic classifications, as per the National Chart of Accounts (NCOA), refer to:

- Revenue – Economic Account Type 1
- Personnel Expenditure – Economic Sub-Account Type 21
- Overheads Expenditure - Economic Account Class 2202
- Capital Expenditure - Economic Sub-Account Type 23
- Other Expenditures (covering Loans, Grants and Contributions, Subsidies, Debt Service and Transfer Payments) - Economic Account Classes 2203-2209 as applicable

This report includes sections 4 and 1 detailed reports on Primary Healthcare and Basic Education expenditures, respectively.

This Budget Implementation Report is produced by the Office of the Account General, Ministry of Finance and Ministry of Budget, Economic Planning and Multilateral Coordination, and published on the Bauchi State website.

1.B Revenue Performance

The 2025 Budget Revenue Components are made up of the following:

- i. **Government Share of FAAC (Statutory Revenue)** - Out of the sum of ~~₦280,205,508,647.86~~ approved in the budget without a revision for the period under review, the sum of ~~₦114,504,507,810.03~~, representing 40.9%, was realised during the period. This has not performed well despite the removal of



the Oil Subsidy by the Federal Government at the inception of the present administration. Although in some of the past quarters, this revenue component has witnessed an improvement, accruing to the three tiers of government. A key determinant of this revenue item is the country's oil production benchmark which had slightly decrease from an average of 2.5 million barrels per day to an average of 1.5 million barrels per day in the period under review, a decrease that could be attributable to the 1.72 million bpd quota allocated to the country by the Organization of Petroleum Countries (OPEC). This had decreased projected streams of revenues from the Federation Account. The major cause of this is associated with the activities of oil vandals in the Niger Delta regions because of the political unrest in River State. Another key factor was that oil prices on the global scene witnessed some losses due to the expectation of an increase in OPEC+ Supply and lingering uncertainty over US–US-China tariffs talks weighed on sentiments. Relatedly, the rising exchange rate and depreciation of the local currency meant a significant rise in the local value of the revenue derived from this component. The deduction at source is also a key determinant of the low performance of this revenue component. A situation where most loan repayment items are based on deduction at source usually affects the percentage performance of the revenue.

- ii. **Independent Revenue** - The sum of ₦49,933,366,501.61 was approved without any revision, realised the sum of ₦25,905,270,468.96, representing 51.9%, was realised during the period under consideration. Revenue generation, especially through taxation, is usually slow in the second quarter as valuation for taxation is normally undertaken up to the end of the quarter. However, the performance is very good considering the period of the review. The good performance is largely attributed to some backlog of revenues that were captured into the tax net of the State. We also believe that this will continue to improve as payments are made after the assessment. The State had also put machinery in place to ensure the effective implementation of some key revenue reforms.
- iii. **Aids and Grants** - The sum of ₦10,883,751,930.25, representing 32.0%, was realised out of the approved budget of ₦33,991,353,172.00. The relatively low performance is attributed to the fact that some of the approved expected funds were not assessed because the projects will not be implemented most especially USAID funded programmes and projects. The only performing aids and grants are basically the ones that were assessed by the Primary Health Care Development Agency. There is also a strong indication that other components will perform even better as the assessment and implementation of projects and programmes will commence within the next quarter.
- iv. **Capital Development Fund (Receipts)** - Capital Development Fund received a budgetary allocation of ₦85,970,000,000.00, out of which the sum of ₦26,351,480,561.70 or 30.7% was realised during the second quarter. The



impressive performance is largely due to the assessment of this component of receipt, which was utilised for the ongoing infrastructure projects within the State. Meanwhile, it is essential to note that projects like the World Bank RAAMP project have also become disbursement-effective, with the implementation of associated projects commencing earnestly in the coming quarters of the year. Other related receipts under this receipt's component are also hopeful to improve significantly in the coming quarters.

Total revenue (including opening balance) projected for the year stands at ₦467,085,248,317.12, out of which ₦224,677,252,914.73 was realised, representing 48.1% during the period under review. The relatively good performance as compared to a scenario of a second-quarter report is largely due to the realisation of a substantial part of the opening balance.

1.C Recurrent Expenditure Performance

The total approved budgeted recurrent expenditure stood at ₦183,061,272,698.56, out of which ₦70,405,378,350.13 is for personnel cost, while other recurrent expenditure (including Overhead Cost) accounted for ₦112,655,894,348.43 only. Out of the budgeted personnel cost of ₦70,405,378,350.13 and revised to N70,685,078,349.32, the sum of ₦31,390,150,407.03, representing 44.4%, was expended in the second quarter, and this clearly shows the commitment of the Government to the payment of salaries and wages, most especially the implementation of the minimum wage. This also shows the reflection of the government's effort and commitment in addressing the perennial issues associated with salary payments in the past. Other recurrent expenditures indicated a performance in the sum of ₦65,901,770,285.91 in the second quarter, out of the budgeted amount of ₦112,655,894,348.43 and revised to the sum of N121,021,194,349.24, thereby representing about 54.5% of the budgeted amount. The impressive performance is largely due to loan repayment during the period under consideration.

1.D Capital Expenditure Performance

Capital Expenditure was projected in the sum of ₦284,023,975,618.56, representing 60.81% of the entire Budget Size was revised to N275,378,975,618.56. The sum of ₦91,694,707,553.97 or 33.3% was incurred as expenditure during the period under review. The fairly good performance to capital expenditure is a result of payment of between 30% - 50% of the projects' cost for all the capital projects that are currently being executed in the State. However, funds for the payment of the massive infrastructural development projects currently going on across the State have been warehoused for the settlement of certificates on works completed as and when due. This



implies that there will be a great improvement in the capital expenditure performance in subsequent quarters of the year.

1.E Conclusions

Generally, the performance of the Budget in terms of both revenue and expenditure is commendable. However, there is room for improvement in some identified areas if the following recommendations are adopted:

- a. Implementation of the Treasury Single Account should be given priority to ensure that Revenue Generating MDAs are remitting all collections into the CRF.
- b. Expansion of the Taxpayer Base to capture more taxable individuals and organisations cannot be over-emphasised.
- c. Collaborative efforts between the Government and donor partners should continue, especially with improved confidence due to increased security challenges.
- d. The government is to continue to fulfil its obligations in all agreements entered into.
- e. Monthly budget performance reports from MDAs should be strictly and continuously obtained to monitor the progress of projects and programmes.
- f. The government should continue to block leakages through improved procurement and clean payroll practices.
- g. Continuous training of staff and relevant stakeholders on the Budget Performance Reporting Templates with specific reference to the issue of Virement or Budget Re-allocation.
- h. Consideration should be given to the introduction of the IFMIS project.
- i. Continuous training for staff and relevant stakeholders on the Budget Performance Application Templates with specific reference to the issue of Virement or Budget Re-allocation.

The Performance in terms of Budget Implementation is very encouraging in the second quarter, given the current economic realities. The overall expenditure performance for the second quarter recorded 40.5%, which is quite impressive for the beginning of the year, which is usually low in terms of economic activities, and which is also an indication that the Budget Implementation will exceed the 85% annual target.

Meanwhile, it is important to note that some budget line Items that experienced excess expenditure were revised during the period under review. The review of the budget, most especially the Personnel Cost, in the second quarter became necessary because the Minimum Wage was implemented when the process of approving the budget had reached an advanced stage and as such provision for addressing the shortfall in the personnel cost was provided for in the budget through the Service Wide Vote (Personnel Cost).



1.F Summary Budget Implementation Graphs

Figure 1: Fiscal Performance Overview for Quarter

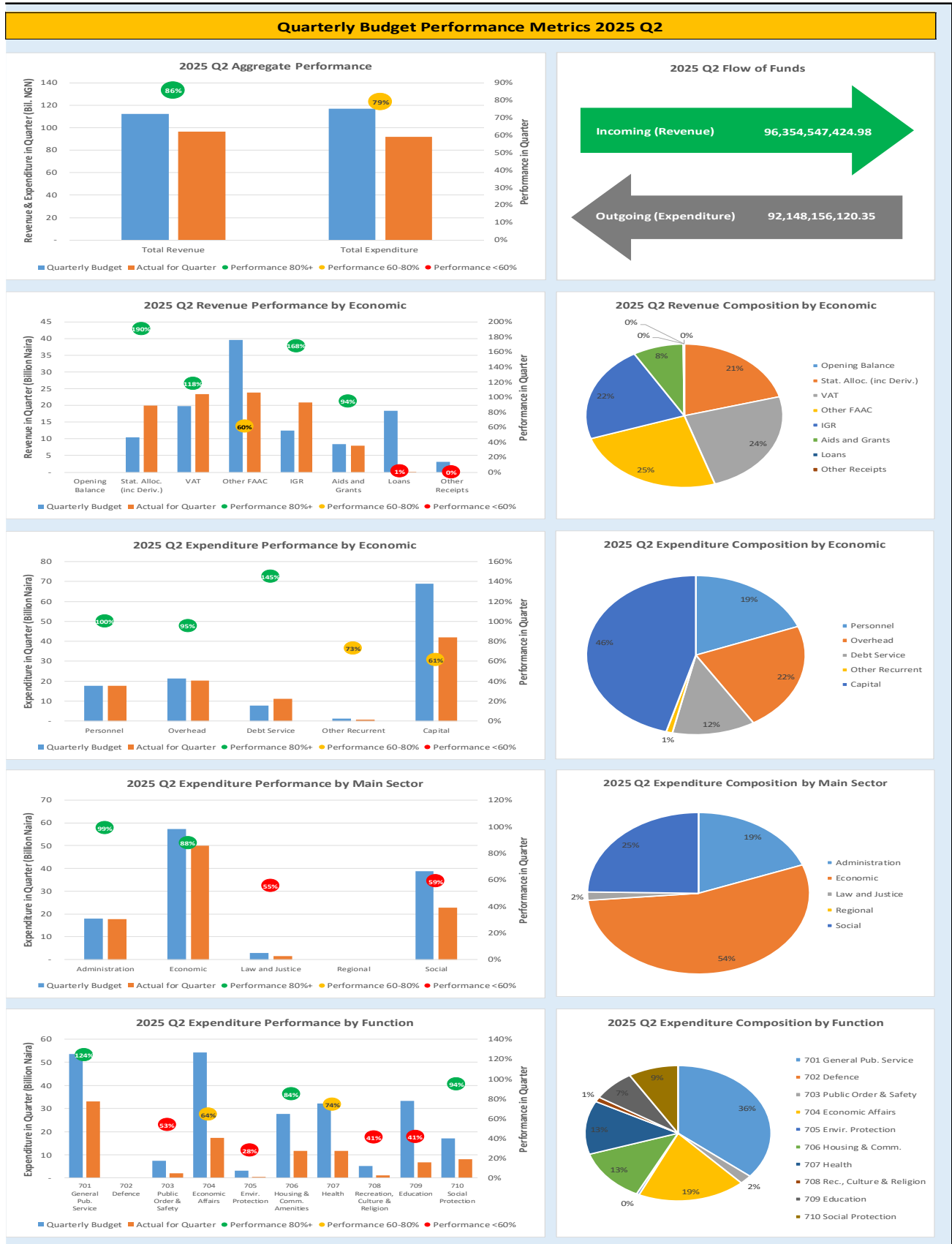
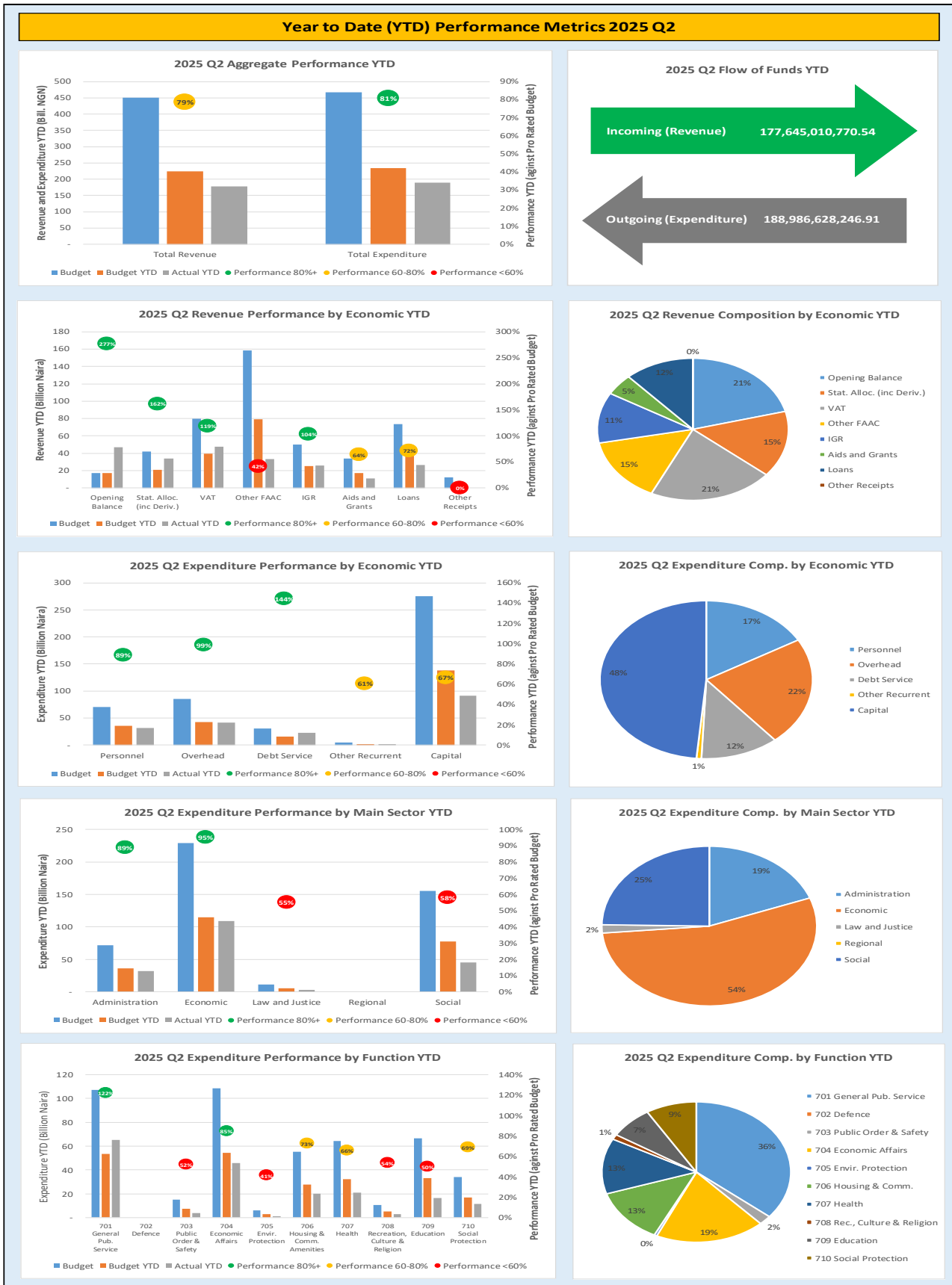




Figure 2: Fiscal Performance Overview Year to Date





1.G Summary Budget Implementation Report

Table 1: Budget Implementation Summary

Bauchi State Government 2025 Q2 Budget Performance Report - Summary

Item	2025 Original Budget	2025 Revised Budget	2025 Q2 Performance	2025 Performance Year to Date (Q1-Q2)	% Performance Year to Date against 2025 Revised Budget	Balance (against Revised Budget)
Opening Balance	16,985,019,995.65	16,985,019,995.65	-	47,032,242,144.19	276.9%	- 30,047,222,148.54
Recurrent Revenue	330,138,875,149.47	330,138,875,149.47	88,208,160,240.73	140,409,778,278.59	42.5%	189,729,096,870.88
11 - GOVERNMENT SHARE OF FAAC	280,205,508,647.86	280,205,508,647.86	67,276,673,101.71	114,504,507,810.03	40.9%	165,701,000,837.83
12 - INDEPENDENT REVENUE	49,933,366,501.61	49,933,366,501.61	20,931,487,139.02	25,905,270,468.56	51.9%	24,028,096,033.05
Recurrent Expenditure	183,061,272,698.56	191,706,272,698.56	50,092,939,312.03	97,291,920,692.94	50.8%	94,414,352,005.62
21 - PERSONNEL COST (INCLUDING 2201 WHERE APPLICABLE)	70,405,378,350.13	70,685,078,349.32	17,624,332,047.99	31,390,150,407.03	44.4%	39,294,927,942.29
22 - OTHER RECURRENT COSTS (EXCLUDING 2201)	112,655,894,348.43	121,021,194,349.24	32,468,607,264.04	65,901,770,285.91	54.5%	55,119,424,063.33
<i>Breakdown of Other Recurrent Costs</i>						
2202 - OVERHEAD COST	76,910,144,348.43	85,175,444,349.24	20,335,599,775.34	42,005,179,352.15	49.3%	43,170,264,997.09
OTHER RECURRENT (2203-2209)	35,745,750,000.00	35,845,750,000.00	12,133,007,488.70	23,896,590,933.76	66.7%	11,949,159,066.24
Transfer to Capital Account	164,062,622,446.56	155,417,622,446.56	38,115,220,928.70	90,150,099,729.84	58.0%	65,267,522,716.72
Other Receipts	119,961,353,172.00	119,961,353,172.00	8,146,387,184.25	37,235,232,491.95	31.0%	82,726,120,680.05
13 - AID AND GRANTS	33,991,353,172.00	33,991,353,172.00	7,982,799,529.36	10,883,751,930.25	32.0%	23,107,601,241.75
14 - CAPITAL DEVELOPMENT FUND (CDF) RECEIPTS	85,970,000,000.00	85,970,000,000.00	163,587,654.89	26,351,480,561.70	30.7%	59,618,519,438.30
Capital Expenditure	284,023,975,618.56	275,378,975,618.56	42,055,216,808.32	91,694,707,553.97	33.3%	183,684,268,064.59
23 - CAPITAL EXPENDITURE	284,023,975,618.56	275,378,975,618.56	42,055,216,808.32	91,694,707,553.97	33.3%	183,684,268,064.59
Total Revenue (including OB)	467,085,248,317.12	467,085,248,317.12	96,354,547,424.98	224,677,252,914.73	48.1%	242,407,995,402.39
Total Expenditure	467,085,248,317.12	467,085,248,317.12	92,148,156,120.35	188,986,628,246.91	40.5%	278,098,620,070.21



2 Budget Implementation Reports by NCOA Segments

2.A Revenue by Administrative Classification

Table 2: Total Revenue by Administrative Classification

Bauchi State Government Budget Performance Report 2025 Q2 - Total Revenue by Administrative Classification

Code	Administrative Unit	2025 Original Budget	2025 Revised Budget	2025 Q2 Performance	2025 Performance Year to Date (Q1-Q2)	% Performance Year to Date against 2025 Revised Budget	Balance (against Revised Budget)
	Total Revenue	450,100,228,321.47	450,100,228,321.47	96,354,547,424.98	177,645,010,770.54	39.5%	272,455,217,550.93
01000000000	ADMINISTRATION SECTOR	540,790,000.00	540,790,000.00	90,000.00	12,150,000.00	2.2%	528,640,000.00
01610000000	OFFICE OF THE SECRETARY TO THE STATE GOVERNMENT (SSG)	5,000,000.00	5,000,000.00	-	12,020,000.00	240.4%	- 7,020,000.00
016100100100	OFFICE OF THE SECRETARY TO THE STATE GOVERNMENT (SSG)	5,000,000.00	5,000,000.00	-	12,020,000.00	240.4%	- 7,020,000.00
01120000000	BAUCHI STATE HOUSE OF ASSEMBLY	500,000.00	500,000.00	-	-	0.0%	500,000.00
011200300200	BAUCHI STATE HOUSE OF ASSEMBLY SERVICE COM.	500,000.00	500,000.00	-	-	0.0%	500,000.00
01230000000	MINISTRY OF INFORMATION AND COMMUNICATION	70,380,000.00	70,380,000.00	-	-	0.0%	70,380,000.00
012300100100	MINISTRY OF INFORMATION AND COMMUNICATION	25,600,000.00	25,600,000.00	-	-	0.0%	25,600,000.00
012300200100	STATE RADIO CORP. (BRC)	13,500,000.00	13,500,000.00	-	-	0.0%	13,500,000.00
012300300100	STATE TELEVISION (BATV)	31,280,000.00	31,280,000.00	-	-	0.0%	31,280,000.00
01400000000	OFFICE OF STATE AUDITOR GENERAL	1,760,000.00	1,760,000.00	-	-	0.0%	1,760,000.00
014000100100	OFFICE OF STATE AUDITOR GENERAL	1,500,000.00	1,500,000.00	-	-	0.0%	1,500,000.00
014000200100	OFFICE OF AUDITOR GEN. FOR LOCAL GOVERNMENT	260,000.00	260,000.00	-	-	0.0%	260,000.00
01470000000	CIVIL SERVICE COMMISSION	900,000.00	900,000.00	90,000.00	130,000.00	14.4%	770,000.00
014700100100	CIVIL SERVICE COMMISSION	900,000.00	900,000.00	90,000.00	130,000.00	14.4%	770,000.00
01490000000	LOCAL GOVERNMENT SERVICE COMMISSION	450,250,000.00	450,250,000.00	-	-	0.0%	450,250,000.00
014900100100	LOCAL GOVERNMENT SERVICE COMMISSION	450,250,000.00	450,250,000.00	-	-	0.0%	450,250,000.00
01480000000	STATE INDEPENDENT ELECTORAL COMMISSION	2,000,000.00	2,000,000.00	-	-	0.0%	2,000,000.00
014800100100	STATE INDEPENDENT ELECTORAL COMMISSION	2,000,000.00	2,000,000.00	-	-	0.0%	2,000,000.00
01540000000	MINISTRY OF RELIGIOUS AFFAIRS AND SOCIAL WELFARE	10,000,000.00	10,000,000.00	-	-	0.0%	10,000,000.00
015400100100	MINISTRY OF RELIGIOUS AFFAIRS AND SOCIAL WELFARE	5,000,000.00	5,000,000.00	-	-	0.0%	5,000,000.00
015400300100	MUSLIMS PILGRIMS WELFARE BOARD	5,000,000.00	5,000,000.00	-	-	0.0%	5,000,000.00
02000000000	ECONOMIC SECTOR	409,649,531,319.47	409,649,531,319.47	88,349,046,262.62	165,868,921,825.25	40.5%	243,780,609,494.22
02150000000	MINISTRY OF AGRICULTURE	3,022,500,000.00	3,022,500,000.00	6,697,700.00	7,358,200.00	0.2%	3,015,141,800.00
021500100100	MINISTRY OF AGRICULTURE	2,522,000,000.00	2,522,000,000.00	6,497,700.00	7,158,200.00	0.3%	2,514,841,800.00
021500200100	BAUCHI STATE AGRICULTURAL DEVELOPMENT PROGRAMME (BSADP)	500,000,000.00	500,000,000.00	-	-	0.0%	500,000,000.00
021500400100	GALAMBI RANCHING COMPANY	500,000.00	500,000.00	200,000.00	200,000.00	40.0%	300,000.00
02200000000	MINISTRY OF FINANCE-HQTRS	377,445,523,015.47	377,445,523,015.47	88,128,691,412.53	165,625,680,602.54	43.9%	211,819,842,412.93
022000100100	MINISTRY OF FINANCE-HQTRS	30,000,000,000.00	30,000,000,000.00	-	17,187,892,906.81	57.3%	12,812,107,093.19
022000700100	OFFICE OF THE ACCOUNTANT GENERAL	304,887,031,640.86	304,887,031,640.86	67,278,707,001.71	123,518,073,103.78	40.5%	181,368,958,537.08
022000800100	BOARD OF INTERNAL REVENUE - STATE	42,558,491,374.61	42,558,491,374.61	20,849,984,410.82	24,919,714,591.95	58.6%	17,638,776,782.66
02220000000	MIN OF COMMERCE AND INDUSTRY	352,000,000.00	352,000,000.00	625,000.00	634,000.00	0.2%	351,366,000.00
022200100100	MIN OF COMMERCE AND INDUSTRY	350,000,000.00	350,000,000.00	625,000.00	625,000.00	0.2%	349,375,000.00
022206400100	AGENCY FOR SUSTAINABLE MICRO-FINANCE	2,000,000.00	2,000,000.00	-	9,000.00	0.5%	1,991,000.00
02330000000	MINISTRY OF NATURAL RESOURCES	572,500,000.00	572,500,000.00	13,052,750.00	13,052,750.00	2.3%	559,447,250.00
023300100100	MINISTRY OF NATURAL RESOURCES	135,000,000.00	135,000,000.00	9,065,700.00	9,065,700.00	6.7%	125,934,300.00
023300300100	BAUCHI STATE OIL AND GAS ACADEMY, ALKALERI	437,500,000.00	437,500,000.00	3,987,050.00	3,987,050.00	0.9%	433,512,950.00
02340000000	MINISTRY OF WORKS AND TRANSPORT	211,148,304.00	211,148,304.00	16,215,000.00	31,319,020.00	14.8%	179,829,284.00
023400100100	MINISTRY OF WORKS AND TRANSPORT	151,648,304.00	151,648,304.00	10,890,200.00	22,216,520.00	14.7%	129,431,784.00
023400300100	BAUCHI STATE INFRASTRUCTURE DEVELOPMENT MAINTENANCE AGENCY	59,500,000.00	59,500,000.00	5,324,800.00	9,102,500.00	15.3%	50,397,500.00
02360000000	MINISTRY OF TOURISM AND CULTURE	22,000,000.00	22,000,000.00	1,333,233.20	1,499,585.82	6.8%	20,500,414.18
023600100100	MINISTRY OF TOURISM AND CULTURE	22,000,000.00	22,000,000.00	1,333,233.20	1,499,585.82	6.8%	20,500,414.18
02600000000	MINISTRY OF LANDS AND SURVEY	876,500,000.00	876,500,000.00	3,411,000.00	8,057,500.00	0.9%	868,442,500.00
026000100100	MINISTRY OF LANDS AND SURVEY	838,000,000.00	838,000,000.00	153,500.00	153,500.00	0.0%	837,846,500.00
026000300100	BAUCHI PHYSICAL PLANNING AND DEVELOPMENT CONTROL BOARD	38,500,000.00	38,500,000.00	3,257,500.00	7,904,000.00	20.5%	30,596,000.00



Bauchi State Government Budget Performance Report 2025 Q2 - Total Revenue by Administrative Classification

Code	Administrative Unit	2025 Original Budget	2025 Revised Budget	2025 Q2 Performance	2025 Performance Year to Date (Q1-Q2)	% Performance Year to Date against 2025 Revised Budget	Balance (against Revised Budget)
02380000000	MINISTRY OF BUDGET, ECONOMIC PLANNING AND MULTILATERAL COORDINATION	1,178,000,000.00	1,178,000,000.00	163,587,654.89	163,587,654.89	13.9%	1,014,412,345.11
023800100100	MINISTRY OF BUDGET, ECONOMIC PLANNING AND MULTILATERAL COORDINATION	678,000,000.00	678,000,000.00	163,587,654.89	163,587,654.89	24.1%	514,412,345.11
023800300100	COMMUNITY AND SOCIAL DEVELOPMENT PROGRAM (CSDP)	500,000,000.00	500,000,000.00	-	-	0.0%	500,000,000.00
02520000000	MINISTRY OF WATER RESOURCES	2,620,000,000.00	2,620,000,000.00	10,579,530.00	10,579,530.00	0.4%	2,609,420,470.00
025200100100	MINISTRY OF WATER RESOURCES	800,000,000.00	800,000,000.00	-	-	0.0%	800,000,000.00
025200200100	BAUCHI STATE URBAN WATER AND SEWERAGES CORPORATION	120,000,000.00	120,000,000.00	10,579,530.00	10,579,530.00	8.8%	109,420,470.00
025200300100	RURAL WATER SUPPLY AND SANITATION AGENCY (RUWASSA)	1,700,000,000.00	1,700,000,000.00	-	-	0.0%	1,700,000,000.00
02530000000	MINISTRY OF HOUSING AND ENVIRONMENT	1,270,000,000.00	1,270,000,000.00	4,852,982.00	7,152,982.00	0.6%	1,262,847,018.00
025300100100	MINISTRY OF HOUSING AND ENVIRONMENT	1,255,500,000.00	1,255,500,000.00	2,490,000.00	4,790,000.00	0.4%	1,250,710,000.00
025300200100	BAUCHI STATE ENVIRONMENTAL PROTECTION AGENCY (BASEPA)	14,500,000.00	14,500,000.00	2,362,982.00	2,362,982.00	16.3%	12,137,018.00
02640000000	MIN OF COOPERATIVES & SME DEVELOPMENT	1,000,000,000.00	1,000,000,000.00	-	-	0.0%	1,000,000,000.00
026400100100	MIN OF COOPERATIVES AND SME DEVELOPMENT	1,000,000,000.00	1,000,000,000.00	-	-	0.0%	1,000,000,000.00
02650000000	MINISTRY OF RURAL DEVELOPMENT AND SPECIAL DUTIES	21,079,360,000.00	21,079,360,000.00	-	-	0.0%	21,079,360,000.00
026500100100	MINISTRY OF RURAL DEVELOPMENT AND SPECIAL DUTIES	17,800,000,000.00	17,800,000,000.00	-	-	0.0%	17,800,000,000.00
026500300100	STATE ROAD FUND (SRF)	3,279,360,000.00	3,279,360,000.00	-	-	0.0%	3,279,360,000.00
03000000000	LAW AND JUSTICE	250,300,000.00	250,300,000.00	18,041,633.00	31,919,346.33	12.8%	218,380,653.67
03180000000	JUDICIAL SERVICE COMMISSION	90,300,000.00	90,300,000.00	18,041,633.00	31,919,346.33	35.3%	58,380,653.67
031801100100	JUDICIAL SERVICE COMMISSION	300,000.00	300,000.00	-	-	0.0%	300,000.00
031805100100	THE JUDICIARY	45,000,000.00	45,000,000.00	12,410,933.00	23,655,496.33	52.6%	21,344,503.67
031805300100	SHARIA COURT OF APPEAL	45,000,000.00	45,000,000.00	5,630,700.00	8,263,850.00	18.4%	36,736,150.00
03260000000	MINISTRY OF JUSTICE	160,000,000.00	160,000,000.00	-	-	0.0%	160,000,000.00
032600100100	MINISTRY OF JUSTICE	160,000,000.00	160,000,000.00	-	-	0.0%	160,000,000.00
05000000000	SOCIAL SECTOR	39,659,607,002.00	39,659,607,002.00	7,987,369,529.36	11,732,019,598.96	29.6%	27,927,587,403.04
05140000000	MINISTRY OF WOMEN AFFAIRS AND CHILD DEV.	1,570,000,000.00	1,570,000,000.00	-	-	0.0%	1,570,000,000.00
051400100100	MINISTRY OF WOMEN AFFAIRS AND CHILD DEV.	1,000,000,000.00	1,000,000,000.00	-	-	0.0%	1,000,000,000.00
051400200100	AGENCY FOR ORPHANS AND VULNERABLE CHILDREN (BASOVCA)	570,000,000.00	570,000,000.00	-	-	0.0%	570,000,000.00
05170000000	MINISTRY OF EDUCATION	10,672,692,000.00	10,672,692,000.00	3,558,912,564.48	4,133,295,136.76	38.7%	6,539,396,863.24
051700100100	MINISTRY OF EDUCATION	7,187,192,000.00	7,187,192,000.00	4,370,000.00	6,680,000.00	0.1%	7,180,512,000.00
051700200100	STATE UNIVERSAL BASIC EDUCATION	3,460,500,000.00	3,460,500,000.00	3,554,542,564.48	4,126,615,136.76	119.2%	666,115,136.76
051700300100	BAUCHI STATE AGENCY FOR MASS EDUCATION	24,000,000.00	24,000,000.00	-	-	0.0%	24,000,000.00
051700800100	TEACHERS' SERVICE COMMISSION	1,000,000.00	1,000,000.00	-	-	0.0%	1,000,000.00
05700000000	MINISTRY OF HIGHER EDUCATION	5,085,056,330.00	5,085,056,330.00	-	2,000,523,388.71	39.3%	3,084,532,941.29
057000200100	SAADU ZUNGUR STATE UNIVERSITY, GADAU	1,945,000,000.00	1,945,000,000.00	-	1,808,412,259.00	93.0%	136,587,741.00
057000300100	AMINU SALEH COLLEGE OF EDUCATION, AZARE	497,730,000.00	497,730,000.00	-	95,789,950.00	19.2%	401,940,050.00
057000400100	ADAMU TAFAWA BALEWA COLLEGE OF EDUCATION KANGERE	1,153,000,000.00	1,153,000,000.00	-	25,595,000.00	2.2%	1,127,405,000.00
057000500100	ABUBAKAR TATARI ALI POLYTECHNIC, BAUCHI	1,164,980,230.00	1,164,980,230.00	-	70,726,179.71	6.1%	1,094,254,050.29
057000600100	A. D. RUFAI COLLEGE OF EDUCATION, LEGAL AND GENERAL STUDIES, MISAU	134,000,000.00	134,000,000.00	-	-	0.0%	134,000,000.00
057000700100	COLLEGE OF EDUCATION, DASS	50,000,000.00	50,000,000.00	-	-	0.0%	50,000,000.00
057001000100	COLLEGE OF AGRICULTURE, BAUCHI	140,346,100.00	140,346,100.00	-	-	0.0%	140,346,100.00
05210000000	MINISTRY OF HEALTH	13,876,548,672.00	13,876,548,672.00	4,428,256,964.88	4,429,363,589.88	31.9%	9,447,185,082.12
052100100100	MINISTRY OF HEALTH	220,750,000.00	220,750,000.00	-	1,106,625.00	0.5%	219,643,375.00
052100300100	PRIMARY HEALTH CARE DEVELOPMENT AGENCY	10,480,000,000.00	10,480,000,000.00	4,428,256,964.88	4,428,256,964.88	42.3%	6,051,743,035.12
052110400100	ALIKO DANGOTE COLLEGE OF NURSING AND MIDWIFERY, BAUCHI	8,000,000.00	8,000,000.00	-	-	0.0%	8,000,000.00
052110600100	BILL AND MELINDA GATE COLLEGE OF HEALTH TECHNOLOGY NINGI	60,000,000.00	60,000,000.00	-	-	0.0%	60,000,000.00



Bauchi State Government Budget Performance Report 2025 Q2 - Total Revenue by Administrative Classification

Code	Administrative Unit	2025 Original Budget	2025 Revised Budget	2025 Q2 Performance	2025 Performance Year to Date (Q1-Q2)	% Performance Year to Date against 2025 Revised Budget	Balance (against Revised Budget)
052111300100	DRUGS MANAGEMENT AND MEDICAL CONSUMABLES AGENCY (DMMA)	38,637,500.00	38,637,500.00	-	-	0.0%	38,637,500.00
052111500100	SPECIALIST HOSPITAL BAUCHI	15,000,000.00	15,000,000.00	-	-	0.0%	15,000,000.00
052111600100	BAUCHI STATE AGENCY FOR THE CONTROL OF HIV/AIDS, TUBERCULOSES, LEPROSY AND MAL	75,000,000.00	75,000,000.00	-	-	0.0%	75,000,000.00
052100200100	HEALTH CONTRIBUTORY MANAGEMENT AGENCY	2,530,000,000.00	2,530,000,000.00	-	-	0.0%	2,530,000,000.00
052111700100	BAUCHI STATE HEALTH TRUST FUND	449,161,172.00	449,161,172.00	-	-	0.0%	449,161,172.00
053900000000	MINISTRY OF YOUTH AND SPORTS DEVELOPMENT	555,310,000.00	555,310,000.00	200,000.00	470,000.00	0.1%	554,840,000.00
053900100100	MINISTRY OF YOUTH AND SPORTS DEVELOPMENT	800,000.00	800,000.00	40,000.00	40,000.00	5.0%	760,000.00
053900200100	STATE SPORTS COUNCIL	1,510,000.00	1,510,000.00	160,000.00	430,000.00	28.5%	1,080,000.00
053900300100	WIKKI TOURISTS FOOTBALL CLUB, BAUCHI	3,000,000.00	3,000,000.00	-	-	0.0%	3,000,000.00
053900400100	BAUCHI STATE COMMISSION FOR YOUTH AND WOMEN REHAB AND DEVELOPMENT	550,000,000.00	550,000,000.00	-	-	0.0%	550,000,000.00
055100000000	MINISTRY FOR LOCAL GOVERNMENT AND CHIEFTAINCY AFFAIRS	5,000,000,000.00	5,000,000,000.00	-	1,168,367,483.61	23.4%	3,831,632,516.39
055100100100	MINISTRY FOR LOCAL GOVERNMENT AND CHIEFTAINCY AFFAIRS	5,000,000,000.00	5,000,000,000.00	-	1,168,367,483.61	23.4%	3,831,632,516.39
054400000000	MINISTRY OF HUMANITARIAN AND DISASTER MANAGEMENT	2,900,000,000.00	2,900,000,000.00	-	-	0.0%	2,900,000,000.00
054400100100	MINISTRY OF HUMANITARIAN AND DISASTER MANAGEMENT	1,500,000,000.00	1,500,000,000.00	-	-	0.0%	1,500,000,000.00
054400200100	STATE EMERGENCY MANAGEMENT AGENCY	400,000,000.00	400,000,000.00	-	-	0.0%	400,000,000.00
054400300100	BAUCHI STATE SOCIAL INVESTMENT PROGRAMME (SIP)	500,000,000.00	500,000,000.00	-	-	0.0%	500,000,000.00
054400400100	SUSTAINABLE DEVELOPMENT GOALS (SDGs)	500,000,000.00	500,000,000.00	-	-	0.0%	500,000,000.00



2.B Revenue by Economic Classification

Table 3: Total Revenue by Economic Classification

Bauchi State Government Budget Performance Report 2025 Q2 - Total Revenue by Economic Classification

Code	Economic	2025 Original Budget	2025 Revised Budget	2025 Q2 Performance	2025 Performance Year to Date (Q1-Q2)	% Performance Year to Date against 2025 Revised Budget	Balance (against Revised Budget)
1	REVENUE	450,100,228,321.47	450,100,228,321.47	96,354,547,424.98	177,645,010,770.54	39.5%	272,455,217,550.93
11	GOVERNMENT SHARE OF FAAC	280,205,508,647.86	280,205,508,647.86	67,276,673,101.71	114,504,507,810.03	40.9%	165,701,000,837.83
1101	GOVERNMENT SHARE OF FAAC	280,205,508,647.86	280,205,508,647.86	67,276,673,101.71	114,504,507,810.03	40.9%	165,701,000,837.83
110101	STATE GOVERNMENT SHARE OF STATUTORY REVENUES	42,020,468,647.86	42,020,468,647.86	19,956,290,330.63	33,996,847,664.23	80.9%	8,023,620,983.63
11010101	STATUTORY ALLOCATION	42,020,468,647.86	42,020,468,647.86	19,956,290,330.63	33,996,847,664.23	80.9%	8,023,620,983.63
110102	STATE GOVERNMENT SHARE OF VAT	79,500,000,000.00	79,500,000,000.00	23,392,973,947.02	47,328,729,016.85	59.5%	32,171,270,983.15
11010201	SHARE OF VAT	79,500,000,000.00	79,500,000,000.00	23,392,973,947.02	47,328,729,016.85	59.5%	32,171,270,983.15
110103	STATE GOVERNMENT SHARE OF OTHER FAAC REVENUES	158,685,040,000.00	158,685,040,000.00	23,927,408,824.06	33,178,931,128.95	20.9%	125,506,108,871.05
11010301	Excess Crude	15,375,000,000.00	15,375,000,000.00	-	-	0.0%	15,375,000,000.00
11010302	Excess Non-Oil	5,125,000,000.00	5,125,000,000.00	5,000,000,000.00	10,000,000,000.00	195.1%	-4,875,000,000.00
11010303	Exchange Gain	18,875,000,000.00	18,875,000,000.00	807,397,108.29	3,816,741,267.02	20.2%	15,058,258,732.98
11010304	Ecological Fund	250,000,000.00	250,000,000.00	4,331,705,822.18	4,485,090,892.16	1794.0%	-4,235,090,892.16
11010305	Electronic Money Transfer Levy (EMTL)	34,250,000,000.00	34,250,000,000.00	203,906,727.65	1,289,771,549.03	3.8%	32,960,228,450.97
11010314	Signature Bonus	14,350,000,000.00	14,350,000,000.00	1,140,466,156.65	1,140,466,156.65	7.9%	13,209,533,843.35
11010399	Other FAAC Distributions	70,460,040,000.00	70,460,040,000.00	12,443,933,009.29	12,446,861,264.09	17.7%	58,013,178,735.91
12	INDEPENDENT REVENUE	49,933,366,501.61	49,933,366,501.61	20,931,487,139.02	25,905,270,468.56	51.9%	24,028,096,033.05
1201	TAX REVENUE	43,975,451,374.61	43,975,451,374.61	20,758,410,652.26	24,761,387,204.78	56.3%	19,214,064,169.83
120101	PERSONAL TAXES	36,927,241,374.61	36,927,241,374.61	20,640,373,803.55	24,569,129,391.58	66.5%	12,358,111,983.03
12010101	DIRECT ASSESSMENT TAX (CURRENT)	601,000,000.00	601,000,000.00	102,159,419.03	129,957,220.13	21.6%	471,042,779.87
12010103	PAY AS YOU EARN (CURRENT)	36,326,241,374.61	36,326,241,374.61	20,538,214,384.52	24,439,172,171.45	67.3%	11,887,069,203.16
120103	OTHER TAXES	7,048,210,000.00	7,048,210,000.00	118,036,848.71	192,257,813.20	2.7%	6,855,952,186.80
12010303	5% WITHHOLDING TAX ON PAYMENT TO CONTRACTORS	889,000,000.00	889,000,000.00	116,134,682.60	117,906,682.60	13.3%	771,093,317.40
12010304	10% WITHHOLDING TAX ON DIVIDENDS	180,000,000.00	180,000,000.00	22,750.00	68,599,316.81	38.1%	111,400,683.19
12010305	10% WITHHOLDING TAX ON BANK INTEREST	180,000,000.00	180,000,000.00	13,250.00	13,250.00	0.0%	179,986,750.00
12010306	10% WITHHOLDING TAX ON RENTS	96,000,000.00	96,000,000.00	-	-	0.0%	96,000,000.00
12010309	STAMP DUTY TAX	2,400,000,000.00	2,400,000,000.00	640,684.11	4,513,081.79	0.2%	2,395,486,918.21
12010316	ENVIRONMENTAL LEVY	6,000,000.00	6,000,000.00	1,225,482.00	1,225,482.00	20.4%	4,774,518.00
12010321	2% ROAD FUND CAPITAL LEVY ON CONTRACT INFRASTRUCTURES	1,716,960,000.00	1,716,960,000.00	-	-	0.0%	1,716,960,000.00
12010322	7% FROM MOTOR VEHICLE ADMINISTRATION	28,000,000.00	28,000,000.00	-	-	0.0%	28,000,000.00
12010323	1% of Total Contracts Awarded by State & LGCs	1,500,000,000.00	1,500,000,000.00	-	-	0.0%	1,500,000,000.00
12010324	5% Retained IGR	52,250,000.00	52,250,000.00	-	-	0.0%	52,250,000.00
1202	NON-TAX REVENUE	5,957,915,127.00	5,957,915,127.00	173,076,486.76	1,143,883,263.78	19.2%	4,814,031,863.22
120201	LICENCES - GENERAL	974,850,000.00	974,850,000.00	22,559,900.00	42,247,025.00	4.3%	932,602,975.00
12020109	REGISTRATION OF VOLUNTARY ORGANIZATIONS	1,500,000.00	1,500,000.00	240,000.00	240,000.00	16.0%	1,260,000.00
12020113	BRICKMAKING, ETC LICENCE	100,000.00	100,000.00	-	-	0.0%	100,000.00
12020119	FISHING PERMITS	400,000.00	400,000.00	-	-	0.0%	400,000.00
12020122	PRODUCE BUYING LICENCES	1,100,000.00	1,100,000.00	107,000.00	107,000.00	9.7%	993,000.00
12020126	TRACTOR HIRING SERVICES	5,000,000.00	5,000,000.00	5,000,000.00	5,000,000.00	100.0%	-
12020130	CINEMATOGRAPH LICENCES	2,000,000.00	2,000,000.00	-	-	0.0%	2,000,000.00
12020132	MOTOR VEHICLE LICENCES	600,000,000.00	600,000,000.00	-	-	0.0%	600,000,000.00
12020133	DRIVERS' LICENCES	360,000,000.00	360,000,000.00	17,212,900.00	36,768,400.00	10.2%	323,231,600.00
12020134	PATENT MEDICINE & DRUG STORES LICENCES	2,200,000.00	2,200,000.00	-	131,625.00	6.0%	2,068,375.00
12020135	PRIVATE SCHOOLS LICENCES	1,550,000.00	1,550,000.00	-	-	0.0%	1,550,000.00
12020141	LICENCE FEES FOR LIVESTOCK/POULTRY FEEDS MILL OPERATORS	1,000,000.00	1,000,000.00	-	-	0.0%	1,000,000.00



Bauchi State Government Budget Performance Report 2025 Q2 - Total Revenue by Economic Classification

Code	Economic	2025 Original Budget	2025 Revised Budget	2025 Q2 Performance	2025 Performance Year to Date (Q1-Q2)	% Performance Year to Date against 2025 Revised Budget	Balance (against Revised Budget)
120204	FEES - GENERAL	3,870,909,034.00	3,870,909,034.00	127,433,640.56	1,044,255,032.88	27.0%	2,826,654,001.12
12020401	COURT FEES	42,000,000.00	42,000,000.00	11,065,850.00	18,542,450.00	44.1%	23,457,550.00
12020412	RESEARCH TESTING FEES	3,500,000.00	3,500,000.00	-	-	0.0%	3,500,000.00
12020417	CONTRACTOR REGISTRATION FEES	165,000,000.00	165,000,000.00	-	12,020,000.00	7.3%	152,980,000.00
12020427	TENDER FEES	3,000,000.00	3,000,000.00	2,490,000.00	4,790,000.00	159.7%	1,790,000.00
12020428	FIRE SAFETY CERTIFICATE FEES	2,922,500.00	2,922,500.00	198,000.00	398,000.00	13.6%	2,524,500.00
12020430	PROFESSIONAL REGISTRATION FEES	1,000,000.00	1,000,000.00	-	-	0.0%	1,000,000.00
12020437	DEEDS REGISTRATION FEES	51,500,000.00	51,500,000.00	153,500.00	1,128,500.00	2.2%	50,371,500.00
12020438	SURVEY/ PLANNING/ BUILDING FEES	22,000,000.00	22,000,000.00	8,282,300.00	15,506,300.00	70.5%	6,493,700.00
12020439	AGENCY FEES	27,000,000.00	27,000,000.00	-	-	0.0%	27,000,000.00
12020442	ASSOCIATION FEES	800,000.00	800,000.00	40,000.00	40,000.00	5.0%	760,000.00
12020446	AGRICULTURAL/VETERINARY SERVICES FEES	6,000,000.00	6,000,000.00	779,700.00	1,373,700.00	22.9%	4,626,300.00
12020447	LAND USE FEES	500,000,000.00	500,000,000.00	-	-	0.0%	500,000,000.00
12020448	DEVELOPMENT FEES ON CONTRACTS	900,000,000.00	900,000,000.00	75,586,340.56	122,784,469.17	13.6%	777,215,530.83
12020449	BUSINESS/TRADE OPERATING FEES	10,260,000.00	10,260,000.00	625,000.00	625,000.00	6.1%	9,635,000.00
12020450	INSPECTION FEES	107,975,804.00	107,975,804.00	5,934,500.00	9,032,500.00	8.4%	98,943,304.00
12020451	TIMBER & FOREST FEES	35,000,000.00	35,000,000.00	-	-	0.0%	35,000,000.00
12020452	SCHOOL TUITION/REGISTRATION/EXAMINATION FEES-UNDERGRADUATE	1,529,819,830.00	1,529,819,830.00	158,500.00	791,714,293.71	51.8%	738,105,536.29
12020453	APPLICATIONS FEES	54,800,000.00	54,800,000.00	1,170,100.00	20,150,100.00	36.8%	34,649,900.00
12020455	SCHOOL TUITION/REGISTRATION/EXAMINATION FEES-POSTGRADUATE	50,000,000.00	50,000,000.00	-	-	0.0%	50,000,000.00
12020456	SCHOOL TUITION/REGISTRATION/EXAMINATION FEES - OTHERS	141,500,000.00	141,500,000.00	3,936,950.00	19,895,200.00	14.1%	121,604,800.00
12020457	AFFILIATION CHARGES	4,950,000.00	4,950,000.00	-	-	0.0%	4,950,000.00
12020461	TITLE TRANSFER FEES	3,000,000.00	3,000,000.00	-	-	0.0%	3,000,000.00
12020481	GSM MAST REGISTRATION AND RENEWAL FEES	30,000,000.00	30,000,000.00	-	-	0.0%	30,000,000.00
12020483	AIRPORT LANDING FEES	75,000,000.00	75,000,000.00	7,947,200.00	17,188,820.00	22.9%	57,811,180.00
12020488	TRUCKS LOADING FEES FOR NATURAL RESOURCES	100,000,000.00	100,000,000.00	9,065,700.00	9,065,700.00	9.1%	90,934,300.00
12020490	ALLOCATION FEES	3,880,900.00	3,880,900.00	-	-	0.0%	3,880,900.00
120205	FINES - GENERAL	71,000,000.00	71,000,000.00	7,294,783.00	13,695,896.33	19.3%	57,304,103.67
12020501	FINES/PENALTIES	71,000,000.00	71,000,000.00	7,294,783.00	13,695,896.33	19.3%	57,304,103.67
120206	SALES - GENERAL	235,391,993.00	235,391,993.00	484,900.00	12,172,793.75	5.2%	223,219,199.25
12020604	SALES OF STORES/SCRAPS/UNSERVICABLE ITEMS	156,841,993.00	156,841,993.00	283,900.00	11,815,293.75	7.5%	145,026,699.25
12020606	SALES OF BILLS OF ENTRIES/APPLICATION FORMS	13,450,000.00	13,450,000.00	90,000.00	130,000.00	1.0%	13,320,000.00
12020607	SALES OF CONSULTANCY REGISTRATION FORMS	5,600,000.00	5,600,000.00	-	-	0.0%	5,600,000.00
12020608	SALES OF IMPROVED SEEDS/CHEMICAL	500,000.00	500,000.00	-	-	0.0%	500,000.00
12020610	PROCEEDS FROM SALES OF GOODS BY PUBLIC AUCTIONS	-	-	-	50,000.00	-	50,000.00
12020614	PROCEEDS FROM SALES OF GOVT. BUILDING	57,500,000.00	57,500,000.00	111,000.00	177,500.00	0.3%	57,322,500.00
12020616	SALES OF FORMS	500,000.00	500,000.00	-	-	0.0%	500,000.00
12020620	SALES OF OTHER GOVERNMENT PROPERTIES	1,000,000.00	1,000,000.00	-	-	0.0%	1,000,000.00
120207	EARNINGS -GENERAL	506,603,100.00	506,603,100.00	12,357,763.20	27,511,515.82	5.4%	479,091,584.18
12020701	EARNINGS FROM CONSULTANCY SERVICES	15,100,000.00	15,100,000.00	-	-	0.0%	15,100,000.00
12020703	EARNINGS FROM HIRE OF PLANTS & EQUIPMENT	28,075,600.00	28,075,600.00	300,000.00	553,700.00	2.0%	27,521,900.00
12020704	EARNINGS FROM THE USE OF GOVT. VEHICLES	2,500,000.00	2,500,000.00	-	-	0.0%	2,500,000.00
12020705	EARNINGS FROM THE USE OF GOVT. HALLS/OTHERS	47,780,000.00	47,780,000.00	87,000.00	257,000.00	0.5%	47,523,000.00
12020707	EARNINGS FROM MEDICAL SERVICES	1,200,000.00	1,200,000.00	-	-	0.0%	1,200,000.00
12020709	EARNINGS FROM TOURISM/CULTURE/ARTS CENTRES	20,000,000.00	20,000,000.00	1,333,233.20	1,499,585.82	7.5%	18,500,414.18
12020711	EARNINGS FROM COMMERCIAL ACTIVITIES	391,947,500.00	391,947,500.00	10,637,530.00	25,201,230.00	6.4%	366,746,270.00



Bauchi State Government Budget Performance Report 2025 Q2 - Total Revenue by Economic Classification

Code	Economic	2025 Original Budget	2025 Revised Budget	2025 Q2 Performance	2025 Performance Year to Date (Q1-Q2)	% Performance Year to Date against 2025 Revised Budget	Balance (against Revised Budget)
120208	RENT ON GOVERNMENT BUILDINGS - GENERAL	19,661,000.00	19,661,000.00	1,823,000.00	2,869,500.00	14.6%	16,791,500.00
12020801	RENT ON GOVT.QUARTERS	10,931,000.00	10,931,000.00	1,750,000.00	1,750,000.00	16.0%	9,181,000.00
12020803	RENT ON GOVT BUILDINGS	8,730,000.00	8,730,000.00	73,000.00	1,119,500.00	12.8%	7,610,500.00
120209	RENT ON LAND & OTHERS - GENERAL	105,300,000.00	105,300,000.00	1,122,500.00	1,122,500.00	1.1%	104,177,500.00
12020901	RENT ON GOVT. LAND	102,300,000.00	102,300,000.00	622,500.00	622,500.00	0.6%	101,677,500.00
12020905	LEASE RENTAL	3,000,000.00	3,000,000.00	500,000.00	500,000.00	16.7%	2,500,000.00
120211	INVESTMENT INCOME	153,700,000.00	153,700,000.00	-	9,000.00	0.0%	153,691,000.00
12021102	DIVIDEND RECEIVED	300,000.00	300,000.00	-	-	0.0%	300,000.00
12021103	OTHER INVESTMENT INCOME	153,400,000.00	153,400,000.00	-	9,000.00	0.0%	153,391,000.00
120212	INTEREST EARNED	20,000,000.00	20,000,000.00	-	-	0.0%	20,000,000.00
12021210	BANK INTEREST	20,000,000.00	20,000,000.00	-	-	0.0%	20,000,000.00
120213	RE-IMBURSEMENT GENERAL	500,000.00	500,000.00	-	-	0.0%	500,000.00
12021302	AUDIT FEES	500,000.00	500,000.00	-	-	0.0%	500,000.00
13	AID AND GRANTS	33,991,353,172.00	33,991,353,172.00	7,982,799,529.36	10,883,751,930.25	32.0%	23,107,601,241.75
1301	AID	292,192,000.00	292,192,000.00	-	-	0.0%	292,192,000.00
130102	FOREIGN AID	292,192,000.00	292,192,000.00	-	-	0.0%	292,192,000.00
13010202	CAPITAL FOREIGN AID	292,192,000.00	292,192,000.00	-	-	0.0%	292,192,000.00
1302	GRANTS	33,699,161,172.00	33,699,161,172.00	7,982,799,529.36	10,883,751,930.25	32.3%	22,815,409,241.75
130201	DOMESTIC GRANTS	19,920,161,172.00	19,920,161,172.00	4,432,904,201.36	7,333,856,602.25	36.8%	12,586,304,569.75
13020102	CAPITAL GRANTS FROM FGN	11,795,000,000.00	11,795,000,000.00	3,554,542,564.48	4,207,127,481.76	35.7%	7,587,872,518.24
13020103	CURRENT GRANTS FROM LGAS	690,000,000.00	690,000,000.00	6,000,000.00	114,367,483.61	16.6%	575,632,516.39
13020104	CAPITAL GRANTS FROM LGAS	5,591,000,000.00	5,591,000,000.00	-	2,140,000,000.00	38.3%	3,451,000,000.00
13020105	CURRENT GRANTS FROM OTHER SOURCES	12,000,000.00	12,000,000.00	-	-	0.0%	12,000,000.00
13020106	CAPITAL GRANTS FROM OTHER SOURCES	1,832,161,172.00	1,832,161,172.00	872,361,636.88	872,361,636.88	47.6%	959,799,535.12
130202	FOREIGN GRANTS	13,779,000,000.00	13,779,000,000.00	3,549,895,328.00	3,549,895,328.00	25.8%	10,229,104,672.00
13020201	CURRENT FOREIGN GRANTS	169,000,000.00	169,000,000.00	-	-	0.0%	169,000,000.00
13020202	CAPITAL FOREIGN GRANTS	13,610,000,000.00	13,610,000,000.00	3,549,895,328.00	3,549,895,328.00	26.1%	10,060,104,672.00
14	CAPITAL DEVELOPMENT FUND (CDF) RECEIPTS	85,970,000,000.00	85,970,000,000.00	163,587,654.89	26,351,480,561.70	30.7%	59,618,519,438.30
1402	OTHER CAPITAL RECEIPTS	12,500,000,000.00	12,500,000,000.00	-	-	0.0%	12,500,000,000.00
140201	OTHER CAPITAL RECEIPTS	12,500,000,000.00	12,500,000,000.00	-	-	0.0%	12,500,000,000.00
14020101	OTHER CAPITAL RECEIPTS TO CDF	12,500,000,000.00	12,500,000,000.00	-	-	0.0%	12,500,000,000.00
1403	LOANS/ BORROWINGS RECEIPT	73,470,000,000.00	73,470,000,000.00	163,587,654.89	26,351,480,561.70	35.9%	47,118,519,438.30
140301	DOMESTIC LOANS/ BORROWINGS RECEIPT	30,820,000,000.00	30,820,000,000.00	-	17,187,892,906.81	55.8%	13,632,107,093.19
14030101	DOMESTIC LOANS/ BORROWINGS FROM FINANCIAL INSTITUTIONS	30,820,000,000.00	30,820,000,000.00	-	17,187,892,906.81	55.8%	13,632,107,093.19
140302	INTERNATIONAL LOANS/ BORROWINGS RECEIPT	42,650,000,000.00	42,650,000,000.00	163,587,654.89	9,163,587,654.89	21.5%	33,486,412,345.11
14030201	INTERNATIONAL LOANS/ BORROWINGS FROM FINANCIAL INSTITUTIONS	42,650,000,000.00	42,650,000,000.00	163,587,654.89	9,163,587,654.89	21.5%	33,486,412,345.11



2.C Expenditure by Administrative Classification

Table 4: Total Expenditure by Administrative Classification

Bauchi State Government Budget Performance Report 2025 Q2 - Total Expenditure by Administrative Classification

Code	Administrative Unit	2025 Original Budget	2025 Revised Budget	2025 Q2 Performance	2025 Performance Year to Date (Q1-Q2)	% Performance Year to Date against 2025 Revised Budget	Balance (against Revised Budget)
	Total Expenditure	467,085,248,317.12	467,085,248,317.12	92,148,156,120.35	188,986,628,246.91	40.5%	278,098,620,070.21
01000000000	ADMINISTRATION SECTOR	70,107,216,034.65	71,832,629,938.17	17,756,551,101.48	31,853,711,574.20	44.3%	39,978,918,363.97
01110000000	GOVERNMENT HOUSE	6,813,985,833.48	7,384,460,317.73	1,458,563,982.96	3,246,608,996.29	44.0%	4,137,851,321.44
01110010010	GOVERNMENT HOUSE	4,991,954,755.16	5,344,232,927.37	1,226,368,180.24	2,723,606,291.48	51.0%	2,620,626,635.89
01110010020	DEPUTY GOVERNOR'S OFFICE	600,873,283.08	684,319,595.12	99,584,671.18	175,818,124.96	25.7%	508,501,470.16
01110010030	OFFICE OF THE CHIEF OF STAFF	856,840,000.00	976,840,000.00	95,501,751.98	219,247,179.62	22.4%	757,592,820.38
01110030010	STATE BOUNDARY COMMISSION	142,827,105.20	157,577,105.20	26,260,153.20	54,676,482.76	34.7%	102,900,622.44
01110100010	BAUCHI STATE PUBLIC PROCUREMENT BUREAU	221,490,690.04	221,490,690.04	10,849,226.36	73,260,917.47	33.1%	148,229,772.57
01610000000	OFFICE OF THE SECRETARY TO THE STATE GOVERNMENT (SSG)	14,853,024,313.84	19,241,176,537.47	8,137,052,170.47	15,603,829,354.56	81.1%	3,637,347,182.91
01610010010	OFFICE OF THE SECRETARY TO THE STATE GOVERNMENT (SSG)	14,853,024,313.84	19,241,176,537.47	8,137,052,170.47	15,603,829,354.56	81.1%	3,637,347,182.91
01120000000	BAUCHI STATE HOUSE OF ASSEMBLY	7,838,490,533.23	6,488,605,563.79	706,660,594.10	1,211,619,773.74	18.7%	5,276,985,790.05
01120030010	BAUCHI STATE HOUSE OF ASSEMBLY	7,278,640,614.00	5,928,755,644.56	698,505,594.10	1,192,880,305.74	20.1%	4,735,875,338.82
01120030020	BAUCHI STATE HOUSE OF ASSEMBLY SERVICE COM.	559,849,919.23	559,849,919.23	8,155,000.00	18,739,468.00	3.3%	541,110,451.23
01230000000	MINISTRY OF INFORMATION AND COMMUNICATION	6,290,574,564.28	5,388,327,928.34	216,247,361.40	1,144,295,246.09	21.2%	4,244,032,682.25
01230010010	MINISTRY OF INFORMATION AND COMMUNICATION	2,522,961,860.40	2,869,052,953.50	104,508,242.18	911,242,373.23	31.8%	1,957,810,580.27
01230020010	STATE RADIO CORP. (BRC)	468,404,958.16	488,498,917.30	33,458,078.73	70,092,491.28	14.3%	418,406,426.02
01230030010	STATE TELEVISION (BATV)	312,290,545.00	325,854,835.88	47,087,453.18	91,127,941.83	28.0%	234,726,894.05
01230050010	BUREAU FOR INFORMATION AND COMMUNICATION TECHNOLOGY (BICT)	2,986,917,200.72	1,704,921,221.66	31,193,587.31	71,832,439.75	4.2%	1,633,088,781.91
01250000000	OFFICE OF THE HEAD OF CIVIL SERVICE	22,017,299,525.74	21,617,885,279.01	6,045,549,891.49	8,499,089,701.37	39.3%	13,118,795,577.64
01250010010	OFFICE OF THE HEAD OF CIVIL SERVICE	8,277,599,651.74	7,875,467,971.59	3,599,565,300.01	4,206,506,606.44	53.4%	3,668,961,365.15
01250020010	STATE PENSION BOARD	13,541,150,000.00	13,541,150,000.00	2,443,190,535.12	4,286,482,904.48	31.7%	9,254,667,095.52
01250030010	LOCAL GOVERNMENT PENSION BOARD	198,549,874.00	201,267,307.42	2,794,056.36	6,100,190.45	3.0%	195,167,116.97
01400000000	OFFICE OF STATE AUDITOR GENERAL	1,216,715,659.56	1,469,444,282.35	230,982,758.16	341,580,597.35	23.2%	1,127,863,685.00
01400010010	OFFICE OF STATE AUDITOR GENERAL	792,874,955.00	1,020,812,847.05	199,392,668.45	260,739,332.05	25.5%	760,073,515.00
01400020010	OFFICE OF AUDITOR GEN. FOR LOCAL GOVERNMENT	327,351,704.56	352,142,435.30	31,590,089.71	80,841,265.30	23.0%	271,301,170.00
01400030010	AUDIT SERVICE COMMISSION	96,489,000.00	96,489,000.00	-	-	0.0%	96,489,000.00
01470000000	CIVIL SERVICE COMMISSION	240,447,022.64	291,422,709.01	34,677,579.92	61,282,314.22	21.0%	230,140,394.79
01470010010	CIVIL SERVICE COMMISSION	240,447,022.64	291,422,709.01	34,677,579.92	61,282,314.22	21.0%	230,140,394.79
01490000000	LOCAL GOVERNMENT SERVICE COMMISSION	781,742,171.80	786,747,581.00	82,986,438.47	89,539,658.57	11.4%	697,207,922.43
01490010010	LOCAL GOVERNMENT SERVICE COMMISSION	781,742,171.80	786,747,581.00	82,986,438.47	89,539,658.57	11.4%	697,207,922.43
01480000000	STATE INDEPENDENT ELECTORAL COMMISSION	878,313,006.70	902,906,084.45	91,319,987.92	139,476,467.76	15.4%	763,429,616.69
01480010010	STATE INDEPENDENT ELECTORAL COMMISSION	878,313,006.70	902,906,084.45	91,319,987.92	139,476,467.76	15.4%	763,429,616.69
01540000000	MINISTRY OF RELIGIOUS AFFAIRS AND SOCIAL WELFARE	3,948,452,217.86	4,003,482,469.49	270,343,843.59	620,443,724.25	15.5%	3,388,038,745.24
01540010010	MINISTRY OF RELIGIOUS AFFAIRS AND SOCIAL WELFARE	2,837,851,620.26	2,838,366,263.62	138,745,578.70	408,569,483.06	14.4%	2,429,796,780.56
01540020010	BAUCHI STATE SHARIAH COMMISSION	543,598,836.48	591,118,157.06	120,425,075.47	189,810,022.71	32.1%	401,308,134.35
01540030010	MUSLIMS PILGRIMS WELFARE BOARD	426,458,529.04	428,246,708.16	2,142,142.14	5,280,284.28	1.2%	422,966,423.88
01540040010	CHRISTIAN PILGRIMS WELFARE BOARD	140,543,232.08	145,751,340.65	9,031,047.28	16,783,934.20	11.5%	128,967,406.45
01240000000	MINISTRY OF SECURITY AND INTERNAL AFFAIRS	5,228,171,185.52	4,258,171,185.52	482,166,493.00	895,945,740.00	21.0%	3,362,225,445.52
01240010010	MINISTRY OF SECURITY AND INTERNAL AFFAIRS	3,437,575,026.60	3,167,575,026.60	451,188,200.00	846,014,113.00	26.7%	2,321,560,913.60
01240020010	BAUCHI STATE VIGILANTE AND YOUTH EMPOWERMENT AGENCY	1,790,596,158.92	1,090,596,158.92	30,978,293.00	49,931,627.00	4.6%	1,040,664,531.92
02000000000	ECONOMIC SECTOR	221,140,511,856.77	228,831,152,546.85	50,068,046,987.13	108,941,401,019.36	47.6%	119,889,751,527.49
02150000000	MINISTRY OF AGRICULTURE	11,290,745,489.01	11,355,783,151.59	1,476,075,291.57	2,249,049,414.62	19.8%	9,106,733,736.97
02150010010	MINISTRY OF AGRICULTURE	8,860,573,035.13	8,887,566,976.28	1,272,295,467.67	1,812,196,281.07	20.4%	7,075,370,695.21
02150020010	BAUCHI STATE AGRICULTURAL DEVELOPMENT PROGRAMME (BSADP)	1,604,936,925.00	1,616,600,913.41	179,218,851.00	383,155,549.05	23.7%	1,233,445,364.36
02150030010	BAUCHI AGRICULTURAL SUPPLY AGENCY (BASAC)	723,445,647.88	737,614,444.90	10,346,616.16	25,182,340.52	3.4%	712,432,104.38
02150040010	GALAMBI RANCHING COMPANY	101,789,881.00	114,000,817.00	14,214,356.74	28,515,243.98	25.0%	85,485,573.02



Bauchi State Government Budget Performance Report 2025 Q2 - Total Expenditure by Administrative Classification

Code	Administrative Unit	2025 Original Budget	2025 Revised Budget	2025 Q2 Performance	2025 Performance Year to Date (Q1-Q2)	% Performance Year to Date against 2025 Revised Budget	Balance (against Revised Budget)
02200000000	MINISTRY OF FINANCE-HQTRS	44,475,885,311.97	54,113,995,997.10	20,589,218,091.21	41,278,084,793.00	76.3%	12,835,911,204.10
022000100100	MINISTRY OF FINANCE-HQTRS	40,759,621,912.00	49,796,728,019.19	19,700,546,727.66	39,575,010,895.22	79.5%	10,221,717,123.97
022000700100	OFFICE OF THE ACCOUNTANT GENERAL	1,818,612,679.84	1,986,097,495.36	363,862,986.20	662,286,552.92	33.3%	1,323,810,942.44
022000800100	BOARD OF INTERNAL REVENUE - STATE	1,753,053,620.30	2,176,541,201.47	498,817,773.25	999,879,059.50	45.9%	1,176,662,141.97
022000900100	DEBT MANAGEMENT OFFICE	144,597,099.83	154,629,281.08	25,990,604.10	40,908,285.36	26.5%	113,720,995.72
02220000000	MIN OF COMMERCE AND INDUSTRY	2,267,694,576.00	2,290,150,621.85	218,599,725.06	331,505,896.35	14.5%	1,958,644,725.50
022200100100	MIN OF COMMERCE AND INDUSTRY	1,956,594,576.00	1,979,050,621.85	217,036,910.06	327,265,178.22	16.5%	1,651,785,443.63
022206400100	AGENCY FOR SUSTAINABLE MICRO-FINANCE	311,100,000.00	311,100,000.00	1,562,815.00	4,240,718.13	1.4%	306,859,281.87
02280000000	MINISTRY OF POWER, SCIENCE & TECHNOLOGY	8,603,302,859.00	4,681,817,529.80	161,328,707.71	362,602,454.59	7.7%	4,319,215,075.21
022800100100	MINISTRY OF POWER, SCIENCE & TECHNOLOGY	8,603,302,859.00	4,681,817,529.80	161,328,707.71	362,602,454.59	7.7%	4,319,215,075.21
02330000000	MINISTRY OF NATURAL RESOURCES	6,652,088,851.64	5,357,731,783.40	171,010,549.45	360,247,935.61	6.7%	4,997,483,847.79
023300100100	MINISTRY OF NATURAL RESOURCES	1,279,237,884.40	1,429,880,816.16	142,416,790.20	299,837,963.01	21.0%	1,130,042,853.15
023300300100	BAUCHI STATE OIL AND GAS ACADEMY, ALKALERI	5,372,850,967.24	3,927,850,967.24	28,593,759.25	60,409,972.60	1.5%	3,867,440,994.64
02340000000	MINISTRY OF WORKS AND TRANSPORT	60,617,185,558.91	75,464,403,401.75	14,473,666,775.62	41,715,027,578.28	55.3%	33,749,375,823.47
023400100100	MINISTRY OF WORKS AND TRANSPORT	56,370,621,077.66	70,817,376,887.63	14,232,691,469.90	40,885,208,884.63	57.7%	29,932,168,003.00
023400200100	BAUCHI ROADS AND TRAFFIC AGENCY	1,331,100,000.00	1,646,834,000.00	67,428,193.30	495,558,594.42	30.1%	1,151,275,405.58
023400300100	BAUCHI STATE INFRASTRUCTURE DEVELOPMENT MAINTENANCE AGENCY	2,915,464,481.25	3,000,192,514.12	173,547,112.42	334,260,099.23	11.1%	2,665,932,414.89
02360000000	MINISTRY OF TOURISM AND CULTURE	2,972,064,093.99	3,199,217,898.24	299,273,654.80	510,783,905.76	16.0%	2,688,433,992.48
023600100100	MINISTRY OF TOURISM AND CULTURE	2,834,795,254.87	3,055,607,496.81	286,913,057.17	485,874,580.42	15.9%	2,569,732,916.39
023600200100	BAUCHI STATE TOURISM BOARD	137,268,839.12	143,610,401.43	12,360,597.63	24,909,325.34	17.3%	118,701,076.09
02600000000	MINISTRY OF LANDS AND SURVEY	6,459,370,525.37	5,552,218,747.53	260,915,752.34	696,079,263.12	12.5%	4,856,139,484.41
026000100100	MINISTRY OF LANDS AND SURVEY	4,991,282,129.46	4,072,130,351.62	161,526,379.65	482,225,999.34	11.8%	3,589,904,352.28
026000200100	BAUCHI STATE GEOGRAPHIC INFORMATION SYSTEM (BAGIS)	828,050,000.00	828,050,000.00	85,262,863.00	191,986,459.34	23.2%	636,063,540.66
026000300100	BAUCHI PHYSICAL PLANNING AND DEVELOPMENT CONTROL BOARD	640,038,395.91	652,038,395.91	14,126,509.69	21,866,804.44	3.4%	630,171,591.47
02380000000	MINISTRY OF BUDGET, ECONOMIC PLANNING AND MULTILATERAL COORDINATION	17,452,847,057.42	7,403,405,115.84	119,067,813.26	314,019,421.54	4.2%	7,089,385,694.30
023800100100	MINISTRY OF BUDGET, ECONOMIC PLANNING AND MULTILATERAL COORDINATION	15,602,118,286.17	5,832,676,344.59	88,368,100.47	164,367,043.79	2.8%	5,668,309,300.80
023800300100	COMMUNITY AND SOCIAL DEVELOPMENT PROGRAM (CSDP)	1,047,240,000.00	827,240,000.00	12,288,801.29	131,241,466.25	15.9%	695,998,533.75
023800400100	BAUCHI STATE BUREAU OF STATISTICS	803,488,771.25	743,488,771.25	18,410,911.50	18,410,911.50	2.5%	725,077,859.75
02520000000	MINISTRY OF WATER RESOURCES	11,289,149,322.27	10,697,802,585.81	1,049,645,742.76	1,671,074,386.84	15.6%	9,026,728,198.97
025200100100	MINISTRY OF WATER RESOURCES	1,908,547,644.59	1,946,858,818.28	119,469,203.05	197,236,299.40	10.1%	1,749,622,518.88
025200200100	BAUCHI STATE URBAN WATER AND SEWERAGES CORPORATION	3,322,438,566.96	3,478,557,699.09	254,215,631.43	763,867,431.27	22.0%	2,714,690,267.82
025200300100	RURAL WATER SUPPLY AND SANITATION AGENCY (RUWASSA)	6,058,163,110.72	5,272,386,068.44	675,960,908.28	709,970,656.17	13.5%	4,562,415,412.27
02530000000	MINISTRY OF HOUSING AND ENVIRONMENT	19,007,392,784.60	21,132,395,310.96	3,982,289,701.75	12,033,471,492.73	56.9%	9,098,923,818.23
025300100100	MINISTRY OF HOUSING AND ENVIRONMENT	15,825,503,881.60	17,748,562,497.78	3,667,569,325.57	11,458,914,416.99	64.6%	6,289,648,080.79
025300200100	BAUCHI STATE ENVIRONMENTAL PROTECTION AGENCY (BASEPA)	3,181,888,903.00	3,383,832,813.18	314,720,376.18	574,557,075.74	17.0%	2,809,275,737.44
02640000000	MIN OF COOPERATIVES & SME DEVELOPMENT	2,149,591,043.44	2,159,805,660.64	12,806,751.06	126,806,042.12	5.9%	2,032,999,618.52
026400100100	MIN OF COOPERATIVES AND SME DEVELOPMENT	2,149,591,043.44	2,159,805,660.64	12,806,751.06	126,806,042.12	5.9%	2,032,999,618.52
02650000000	MINISTRY OF RURAL DEVELOPMENT AND SPECIAL DUTIES	27,903,194,383.15	25,422,424,742.35	7,254,148,430.54	7,292,648,434.80	28.7%	18,129,776,307.55
026500100100	MINISTRY OF RURAL DEVELOPMENT AND SPECIAL DUTIES	24,810,665,890.75	23,829,896,249.95	6,754,148,430.54	6,792,648,434.80	28.5%	17,037,247,815.15
026500200100	RURAL AGRICULTURAL ROAD AGENCY (RARA)	2,915,264,247.20	1,415,264,247.20	500,000,000.00	500,000,000.00	35.3%	915,264,247.20
026500300100	STATE ROAD FUND (SRF)	177,264,245.20	177,264,245.20	-	-	0.0%	177,264,245.20
03000000000	LAW AND JUSTICE	9,517,422,248.46	11,124,471,488.15	1,540,080,546.67	3,056,099,463.31	27.5%	8,068,372,024.84
03180000000	JUDICIAL SERVICE COMMISSION	7,501,527,066.71	9,061,669,118.28	1,309,078,831.92	2,600,478,868.93	28.7%	6,461,190,249.35
031801100100	JUDICIAL SERVICE COMMISSION	607,459,919.21	762,475,166.94	70,809,486.52	155,783,601.07	20.4%	606,691,565.87
031805100100	THE JUDICIARY	4,591,147,864.06	5,755,016,560.18	854,144,669.81	1,812,132,725.74	31.5%	3,942,883,834.44
031805300100	SHARIA COURT OF APPEAL	2,302,919,283.44	2,544,177,391.16	384,124,675.59	632,562,542.12	24.9%	1,911,614,849.04



Bauchi State Government Budget Performance Report 2025 Q2 - Total Expenditure by Administrative Classification

Code	Administrative Unit	2025 Original Budget	2025 Revised Budget	2025 Q2 Performance	2025 Performance Year to Date (Q1-Q2)	% Performance Year to Date against 2025 Revised Budget	Balance (against Revised Budget)
03260000000	MINISTRY OF JUSTICE	2,015,895,181.75	2,062,802,369.87	231,001,714.75	455,620,594.38	22.1%	1,607,181,775.49
032600100100	MINISTRY OF JUSTICE	1,071,626,097.27	1,094,537,199.75	171,580,594.56	357,367,778.64	32.7%	737,169,421.11
032600200100	BAUCHI STATE PUBLIC COMPLAINT AND ANTI-CORRUPTION COMMISSION	944,269,084.48	968,265,170.12	59,421,120.19	98,252,815.74	10.1%	870,012,354.38
05000000000	SOCIAL SECTOR	166,320,098,177.24	155,296,994,343.95	22,783,477,485.07	45,135,416,190.04	29.1%	110,161,578,153.91
05140000000	MINISTRY OF WOMEN AFFAIRS AND CHILD DEV.	5,599,673,562.94	5,588,957,577.23	641,703,624.85	1,225,238,746.94	21.9%	4,363,718,830.29
051400100100	MINISTRY OF WOMEN AFFAIRS AND CHILD DEV.	4,405,221,724.10	4,283,611,444.19	400,918,423.93	796,881,575.96	18.6%	3,486,729,868.23
051400200100	AGENCY FOR ORPHANS AND VULNERABLE CHILDREN (BASOVCA)	1,194,451,838.84	1,305,346,133.04	240,785,200.92	428,357,170.98	32.8%	876,988,962.06
05170000000	MINISTRY OF EDUCATION	39,353,291,950.77	38,395,016,033.71	3,256,374,313.37	8,733,987,701.71	22.7%	29,661,028,332.00
051700100100	MINISTRY OF EDUCATION	24,292,611,244.01	22,733,826,030.51	2,594,933,697.56	5,688,816,927.59	25.0%	17,045,009,102.92
051700200100	STATE UNIVERSAL BASIC EDUCATION	9,632,811,310.14	10,089,937,164.78	88,144,015.60	1,930,400,755.05	19.1%	8,159,536,409.73
051700300100	BAUCHI STATE AGENCY FOR MASS EDUCATION	482,703,477.16	540,483,344.10	55,834,019.08	101,406,187.75	18.8%	439,077,156.35
051700400100	SPECIAL SCHOOLS MANAGEMENT BOARD	2,585,354,654.00	2,421,735,294.96	327,497,171.91	594,096,672.37	24.5%	1,827,638,622.59
051700500100	STATE LIBRARY BOARD	1,472,951,617.60	1,477,251,617.60	23,447,218.33	104,057,260.58	7.0%	1,373,194,357.02
051700600100	BAUCHI STATE AGENCY FOR NOMADIC EDUCATION	797,692,702.36	1,016,590,708.90	146,673,822.14	279,243,456.01	27.5%	737,347,252.89
051700800100	TEACHERS' SERVICE COMMISSION	89,166,945.50	115,191,872.86	19,844,368.75	35,966,442.36	31.2%	79,225,430.50
05700000000	MINISTRY OF HIGHER EDUCATION	30,823,067,486.30	27,684,079,523.84	3,413,617,430.68	7,420,784,295.79	26.8%	20,263,295,228.05
057000100100	MINISTRY OF HIGHER EDUCATION	2,992,307,932.88	1,492,257,932.88	64,311,985.00	183,256,395.85	12.3%	1,309,001,537.03
057000200100	SAADU ZUNGUR STATE UNIVERSITY, GADAU	3,840,607,429.54	4,889,118,817.06	1,078,203,565.74	2,289,325,387.65	46.8%	2,599,793,429.41
057000300100	AMINU SALEH COLLEGE OF EDUCATION, AZARE	3,191,983,625.79	3,441,515,119.29	742,062,359.84	1,646,678,963.87	47.8%	1,794,836,155.42
057000400100	ADAMU TAFAWA BALEWA COLLEGE OF EDUCATION KANGERE	2,887,291,769.79	1,989,640,401.43	188,187,157.99	369,086,525.71	18.6%	1,620,553,875.72
057000500100	ABUBAKAR TATARI ALI POLYTECHNIC, BAUCHI	4,815,923,577.24	4,597,195,008.50	637,176,235.58	1,209,553,594.04	26.3%	3,387,641,414.46
057000600100	A. D. RUFAT COLLEGE OF EDUCATION, LEGAL AND GENERAL STUDIES, MISAU	2,285,766,134.07	2,380,556,206.24	335,633,815.48	692,409,247.23	29.1%	1,688,146,959.01
057000700100	COLLEGE OF EDUCATION, DASS	6,334,325,253.86	4,884,325,253.86	-	-	0.0%	4,884,325,253.86
057000900100	BAUCHI STATE SCHOLARSHIP BOARD	2,126,975,032.72	1,644,383,081.50	213,668,806.71	499,797,631.22	30.4%	1,144,585,450.28
057001000100	COLLEGE OF AGRICULTURE, BAUCHI	2,347,886,730.41	2,365,087,703.08	154,373,504.34	530,676,550.22	22.4%	1,834,411,152.86
05210000000	MINISTRY OF HEALTH	70,345,645,726.72	64,657,631,818.77	11,947,048,356.04	21,535,714,060.32	33.3%	43,121,917,758.44
052100100100	MINISTRY OF HEALTH	32,189,484,334.22	27,727,742,915.81	4,680,877,593.61	9,363,034,886.66	33.8%	18,364,708,029.15
052100300100	PRIMARY HEALTH CARE DEVELOPMENT AGENCY	15,987,250,189.11	15,287,250,189.11	4,173,120,448.89	6,503,602,501.13	42.5%	8,783,647,687.98
052110200100	HOSPITALS MANAGEMENT BOARD	10,243,440,174.58	10,881,874,688.17	1,885,062,665.18	3,775,996,296.50	34.7%	7,105,878,391.66
052110400100	ALIKO DANGOTE COLLEGE OF NURSING AND MIDWIFERY, BAUCHI	593,268,646.74	629,631,642.29	91,019,714.95	182,248,793.20	28.9%	447,382,849.09
052110600100	BILL AND MELINDA GATE COLLEGE OF HEALTH TECHNOLOGY NINGI	667,677,167.98	726,676,322.30	61,270,028.16	182,456,772.98	25.1%	544,219,549.32
052111300100	DRUGS MANAGEMENT AND MEDICAL CONSUMABLES AGENCY (DMMA)	1,263,589,789.20	1,072,520,636.20	11,323,139.55	20,105,805.90	1.9%	1,052,414,830.30
052111500100	SPECIALIST HOSPITAL BAUCHI	2,632,743,892.92	2,653,743,892.92	182,340,893.51	341,933,797.27	12.9%	2,311,810,095.65
052111600100	BAUCHI STATE AGENCY FOR THE CONTROL OF HIV/AIDS, TUBERCULOSES, LEPROSY AND MAL	686,119,616.96	696,119,616.96	29,066,572.64	97,583,250.82	14.0%	598,536,366.14
052100200100	HEALTH CONTRIBUTORY MANAGEMENT AGENCY	3,869,351,095.01	2,769,351,095.01	576,231,963.55	581,329,094.36	21.0%	2,188,022,000.65
052111700100	BAUCHI STATE HEALTH TRUST FUND	2,212,720,820.00	2,212,720,820.00	256,735,336.00	487,422,861.50	22.0%	1,725,297,958.50
05390000000	MINISTRY OF YOUTH AND SPORTS DEVELOPMENT	3,951,439,454.90	4,240,966,737.82	686,179,780.32	1,136,221,022.73	26.8%	3,104,745,715.09
053900100100	MINISTRY OF YOUTH AND SPORTS DEVELOPMENT	1,438,919,333.58	1,578,919,333.58	343,355,140.69	567,610,144.71	35.9%	1,011,309,188.87
053900200100	STATE SPORTS COUNCIL	436,837,564.32	442,837,564.32	123,697,585.68	168,346,238.33	38.0%	274,491,325.99
053900300100	WIKKI TOURISTS FOOTBALL CLUB, BAUCHI	628,900,000.00	728,900,000.00	126,146,710.13	259,288,557.65	35.6%	469,611,442.35
053900400100	BAUCHI STATE COMMISSION FOR YOUTH AND WOMEN REHAB AND DEVELOPMENT	1,446,782,557.00	1,490,309,839.92	92,980,343.82	140,976,082.04	9.5%	1,349,333,757.88
05510000000	MINISTRY FOR LOCAL GOVERNMENT AND CHIEFTAINCY AFFAIRS	5,517,127,055.13	4,036,089,802.42	1,021,575,060.32	2,206,879,447.56	54.7%	1,829,210,354.86
055100100100	MINISTRY FOR LOCAL GOVERNMENT AND CHIEFTAINCY AFFAIRS	5,517,127,055.13	4,036,089,802.42	1,021,575,060.32	2,206,879,447.56	54.7%	1,829,210,354.86
05440000000	MINISTRY OF HUMANITARIAN AND DISASTER MANAGEMENT	10,729,852,940.49	10,694,252,850.17	1,816,978,919.49	2,876,590,914.99	26.9%	7,817,661,935.18
054400100100	MINISTRY OF HUMANITARIAN AND DISASTER MANAGEMENT	6,160,258,658.92	6,357,258,658.92	1,677,221,000.00	2,653,031,630.00	41.7%	3,704,227,028.92
054400200100	STATE EMERGENCY MANAGEMENT AGENCY	1,480,332,139.13	1,491,427,811.25	19,850,967.16	50,665,337.40	3.4%	1,440,762,473.85
054400300100	BAUCHI STATE SOCIAL INVESTMENT PROGRAMME (SIP)	767,760,000.00	376,760,000.00	7,500,000.00	15,507,911.82	4.1%	361,252,088.18
054400400100	SUSTAINABLE DEVELOPMENT GOALS (SDGs)	1,601,592,658.92	1,701,592,658.92	65,310,000.00	65,310,000.00	3.8%	1,636,282,658.92
054400500100	AGENCY FOR PERSONS WITH DISABILITY	719,909,483.52	767,213,721.08	47,096,952.33	92,076,035.77	12.0%	675,137,685.31



Table 5: Personnel Expenditure by Administrative Classification

Bauchi State Government Budget Performance Report 2025 Q2 - Personnel Expenditure by Administrative Classification

Code	Administrative Unit	2025 Original Budget	2025 Revised Budget	2025 Q2 Performance	2025 Performance Year to Date (Q1-Q2)	% Performance Year to Date against 2025 Revised Budget	Balance (against Revised Budget)
	Total Personnel Expenditure	70,405,378,350.13	70,685,078,349.32	17,624,332,047.99	31,390,150,407.03	44.4%	39,294,927,942.29
01000000000	ADMINISTRATION SECTOR	23,886,113,027.84	23,979,526,931.36	6,828,190,464.45	9,885,271,862.60	41.2%	14,094,255,068.76
01110000000	GOVERNMENT HOUSE	163,685,833.48	294,160,317.73	69,362,569.83	136,485,650.15	46.4%	157,674,667.58
011100100100	GOVERNMENT HOUSE	116,454,755.16	233,732,927.37	60,207,172.29	116,736,855.07	49.9%	116,996,072.30
011100100200	DEPUTY GOVERNOR'S OFFICE	17,623,283.08	29,069,595.12	7,206,171.18	14,427,342.36	49.6%	14,642,252.76
011100300100	STATE BOUNDARY COMMISSION	15,967,105.20	17,717,105.20	-	1,423,000.00	8.0%	16,294,105.20
011101000100	BAUCHI STATE PUBLIC PROCUREMENT BUREAU	13,640,690.04	13,640,690.04	1,949,226.36	3,898,452.72	28.6%	9,742,237.32
01610000000	OFFICE OF THE SECRETARY TO THE STATE GOVERNMENT (SSG)	1,728,509,030.00	1,496,661,253.63	355,022,521.94	664,067,497.76	44.4%	832,593,755.87
016100100100	OFFICE OF THE SECRETARY TO THE STATE GOVERNMENT (SSG)	1,728,509,030.00	1,496,661,253.63	355,022,521.94	664,067,497.76	44.4%	832,593,755.87
01120000000	BAUCHI STATE HOUSE OF ASSEMBLY	924,992,853.23	925,107,883.79	133,725,410.10	249,601,781.15	27.0%	675,506,102.64
011200300100	BAUCHI STATE HOUSE OF ASSEMBLY	832,043,934.00	832,158,964.56	133,725,410.10	249,601,781.15	30.0%	582,557,183.41
011200300200	BAUCHI STATE HOUSE OF ASSEMBLY SERVICE COM.	92,948,919.23	92,948,919.23	-	-	0.0%	92,948,919.23
01230000000	MINISTRY OF INFORMATION AND COMMUNICATION	300,165,346.28	395,918,710.34	90,052,052.07	187,071,038.01	47.2%	208,847,672.33
012300100100	MINISTRY OF INFORMATION AND COMMUNICATION	74,751,860.40	118,842,953.50	26,667,618.08	54,159,170.66	45.6%	64,683,782.84
012300200100	STATE RADIO CORP. (BRC)	96,269,958.16	116,363,917.30	27,458,078.73	58,092,491.28	49.9%	58,271,426.02
012300300100	STATE TELEVISION (BATV)	89,616,485.00	103,180,775.88	24,459,308.45	49,215,959.07	47.7%	53,964,816.81
012300500100	BUREAU FOR INFORMATION AND COMMUNICATION TECHNOLOGY (BICT)	39,527,042.72	57,531,063.66	11,467,046.81	25,603,417.00	44.5%	31,927,646.66
01250000000	OFFICE OF THE HEAD OF CIVIL SERVICE	19,647,742,666.77	19,409,328,420.04	5,863,005,629.06	8,135,056,889.45	41.9%	11,274,271,530.59
012500100100	OFFICE OF THE HEAD OF CIVIL SERVICE	6,137,192,792.77	5,896,061,112.62	3,419,021,037.58	3,845,473,794.52	65.2%	2,050,587,318.10
012500200100	STATE PENSION BOARD	13,500,000,000.00	13,500,000,000.00	2,441,190,535.12	4,283,482,904.48	31.7%	9,216,517,095.52
012500300100	LOCAL GOVERNMENT PENSION BOARD	10,549,874.00	13,267,307.42	2,794,056.36	6,100,190.45	46.0%	7,167,116.97
01400000000	OFFICE OF STATE AUDITOR GENERAL	431,042,159.56	683,770,782.35	206,690,908.16	300,480,256.91	43.9%	383,290,525.44
014000100100	OFFICE OF STATE AUDITOR GENERAL	215,740,455.00	443,678,347.05	175,288,418.45	220,182,591.61	49.6%	223,495,755.44
014000200100	OFFICE OF AUDITOR GEN. FOR LOCAL GOVERNMENT	215,301,704.56	240,092,435.30	31,402,489.71	80,297,665.30	33.4%	159,794,770.00
01470000000	CIVIL SERVICE COMMISSION	28,118,505.64	73,094,192.01	16,867,579.92	33,732,260.42	46.1%	39,361,931.59
014700100100	CIVIL SERVICE COMMISSION	28,118,505.64	73,094,192.01	16,867,579.92	33,732,260.42	46.1%	39,361,931.59
01490000000	LOCAL GOVERNMENT SERVICE COMMISSION	20,042,171.80	25,047,581.00	6,154,151.52	12,382,957.17	49.4%	12,664,623.83
014900100100	LOCAL GOVERNMENT SERVICE COMMISSION	20,042,171.80	25,047,581.00	6,154,151.52	12,382,957.17	49.4%	12,664,623.83
01480000000	STATE INDEPENDENT ELECTORAL COMMISSION	37,836,217.70	62,429,295.45	19,651,588.62	31,126,777.19	49.9%	31,302,518.26
014800100100	STATE INDEPENDENT ELECTORAL COMMISSION	37,836,217.70	62,429,295.45	19,651,588.62	31,126,777.19	49.9%	31,302,518.26
01540000000	MINISTRY OF RELIGIOUS AFFAIRS AND SOCIAL WELFARE	480,507,057.86	490,537,309.49	67,658,053.23	135,266,754.39	27.6%	355,270,555.10
015400100100	MINISTRY OF RELIGIOUS AFFAIRS AND SOCIAL WELFARE	268,851,620.26	269,366,263.62	16,352,578.70	32,698,483.56	12.1%	236,667,780.06
015400200100	BAUCHI STATE SHARIAH COMMISSION	196,513,676.48	199,032,997.06	45,846,875.47	91,655,072.71	46.1%	107,377,924.35
015400300100	MUSLIMS PILGRIMS WELFARE BOARD	6,958,529.04	8,746,708.16	2,142,142.14	4,280,284.28	48.9%	4,466,423.88
015400400100	CHRISTIAN PILGRIMS WELFARE BOARD	8,183,232.08	13,391,340.65	3,316,456.92	6,632,913.84	49.5%	6,758,426.81
01240000000	MINISTRY OF SECURITY AND INTERNAL AFFAIRS	123,471,185.52	123,471,185.52	-	-	0.0%	123,471,185.52
012400100100	MINISTRY OF SECURITY AND INTERNAL AFFAIRS	38,575,026.60	38,575,026.60	-	-	0.0%	38,575,026.60
012400200100	BAUCHI STATE VIGILANTE AND YOUTH EMPOWERMENT AGENCY	84,896,158.92	84,896,158.92	-	-	0.0%	84,896,158.92
02000000000	ECONOMIC SECTOR	16,030,155,587.54	8,295,296,276.82	1,803,281,568.17	3,661,923,837.91	44.1%	4,633,372,438.91
02150000000	MINISTRY OF AGRICULTURE	1,541,410,200.01	2,411,447,862.59	560,843,532.04	1,100,657,372.01	45.6%	1,310,790,490.58
021500100100	MINISTRY OF AGRICULTURE	1,090,184,755.13	1,722,178,696.28	401,371,284.14	775,875,037.42	45.1%	946,303,658.86
021500200100	BAUCHI STATE AGRICULTURAL DEVELOPMENT PROGRAMME (BSADP)	367,796,297.00	579,460,285.41	137,335,423.00	275,774,494.03	47.6%	303,685,791.38
021500300100	BAUCHI AGRICULTURAL SUPPLY AGENCY (BASAC)	28,700,647.88	42,869,444.90	8,102,616.16	20,943,340.52	48.9%	21,926,104.38
021500400100	GALAMBI RANCHING COMPANY	54,728,500.00	66,939,436.00	14,034,208.74	28,064,500.04	41.9%	38,874,935.96



Bauchi State Government Budget Performance Report 2025 Q2 - Personnel Expenditure by Administrative Classification

Code	Administrative Unit	2025 Original Budget	2025 Revised Budget	2025 Q2 Performance	2025 Performance Year to Date (Q1-Q2)	% Performance Year to Date against 2025 Revised Budget	Balance (against Revised Budget)
02200000000	MINISTRY OF FINANCE-HQTRS	1,297,974,411.67	1,821,085,096.80	410,240,685.19	828,739,082.52	45.5%	992,346,014.28
022000100100	MINISTRY OF FINANCE-HQTRS	107,521,912.00	219,628,019.19	52,339,523.23	106,100,357.94	48.3%	113,527,661.25
022000700100	OFFICE OF THE ACCOUNTANT GENERAL	646,714,929.84	814,199,745.36	184,370,458.20	372,602,124.92	45.8%	441,597,620.44
022000800100	BOARD OF INTERNAL REVENUE - STATE	493,922,720.00	727,410,301.17	160,257,599.66	323,750,814.30	44.5%	403,659,486.87
022000900100	DEBT MANAGEMENT OFFICE	49,814,849.83	59,847,031.08	13,273,104.10	26,285,785.36	43.9%	33,561,245.72
02220000000	MIN OF COMMERCE AND INDUSTRY	62,094,576.00	84,550,621.85	20,700,913.80	42,101,977.47	49.8%	42,448,644.38
022200100100	MIN OF COMMERCE AND INDUSTRY	62,094,576.00	84,550,621.85	20,700,913.80	42,101,977.47	49.8%	42,448,644.38
02280000000	MINISTRY OF POWER, SCIENCE & TECHNOLOGY	45,702,859.00	104,217,529.80	24,706,730.91	49,374,443.64	47.4%	54,843,086.16
022800100100	MINISTRY OF POWER, SCIENCE & TECHNOLOGY	45,702,859.00	104,217,529.80	24,706,730.91	49,374,443.64	47.4%	54,843,086.16
02330000000	MINISTRY OF NATURAL RESOURCES	366,298,851.64	394,941,783.40	30,242,918.53	60,147,941.72	15.2%	334,793,841.68
023300100100	MINISTRY OF NATURAL RESOURCES	20,957,884.40	49,600,816.16	13,539,351.61	24,724,024.42	49.8%	24,876,791.74
023300300100	BAUCHI STATE OIL AND GAS ACADEMY, ALKALERI	345,340,967.24	345,340,967.24	16,703,566.92	35,423,917.30	10.3%	309,917,049.94
02340000000	MINISTRY OF WORKS AND TRANSPORT	520,512,673.39	914,730,516.23	195,849,152.82	455,375,836.64	49.8%	459,354,679.59
023400100100	MINISTRY OF WORKS AND TRANSPORT	386,968,192.14	630,724,002.11	132,112,956.25	313,959,203.41	49.8%	316,764,798.70
023400200100	BAUCHI ROADS AND TRAFFIC AGENCY	80,000,000.00	145,734,000.00	29,279,000.00	72,867,000.00	50.0%	72,867,000.00
023400300100	BAUCHI STATE INFRASTRUCTURE DEVELOPMENT MAINTENANCE AGENCY	53,544,481.25	138,272,514.12	34,457,196.57	68,549,633.23	49.6%	69,722,880.89
02360000000	MINISTRY OF TOURISM AND CULTURE	248,405,085.56	475,558,889.81	114,664,699.63	230,029,392.89	48.4%	245,529,496.92
023600100100	MINISTRY OF TOURISM AND CULTURE	206,586,246.44	427,398,488.38	102,707,228.40	206,114,451.43	48.2%	221,284,036.95
023600200100	BAUCHI STATE TOURISM BOARD	41,818,839.12	48,160,401.43	11,957,471.23	23,914,941.46	49.7%	24,245,459.97
02600000000	MINISTRY OF LANDS AND SURVEY	175,720,525.37	256,368,747.53	64,832,196.15	108,600,954.84	42.4%	147,767,792.69
026000100100	MINISTRY OF LANDS AND SURVEY	136,782,129.46	217,430,351.62	64,832,196.15	108,600,954.84	49.9%	108,829,396.78
026000300100	BAUCHI PHYSICAL PLANNING AND DEVELOPMENT CONTROL BOARD	38,938,395.91	38,938,395.91	-	-	0.0%	38,938,395.91
02380000000	MINISTRY OF BUDGET, ECONOMIC PLANNING AND MULTILATERAL COORDINATION	10,646,650,609.16	228,508,666.77	27,261,843.90	54,783,172.20	24.0%	173,725,494.57
023800100100	MINISTRY OF BUDGET, ECONOMIC PLANNING AND MULTILATERAL COORDINATION	10,566,891,837.91	213,749,895.53	27,261,843.90	54,783,172.20	25.6%	158,966,723.33
023800400100	BAUCHI STATE BUREAU OF STATISTICS	79,758,771.25	14,758,771.25	-	-	0.0%	14,758,771.25
02520000000	MINISTRY OF WATER RESOURCES	310,695,587.55	491,748,851.09	116,022,979.99	236,759,828.88	48.1%	254,989,022.21
025200100100	MINISTRY OF WATER RESOURCES	40,097,644.59	51,408,818.28	12,203,203.05	25,036,399.40	48.7%	26,372,418.88
025200200100	BAUCHI STATE URBAN WATER AND SEWERAGES CORPORATION	195,664,416.96	351,183,549.09	82,111,368.66	168,449,944.50	48.0%	182,733,604.59
025200300100	RURAL WATER SUPPLY AND SANITATION AGENCY (RUWASSA)	74,933,526.00	89,156,483.72	21,708,408.28	43,273,484.98	48.5%	45,882,998.74
02530000000	MINISTRY OF HOUSING AND ENVIRONMENT	637,254,783.60	919,257,309.96	211,163,134.53	446,444,299.10	48.6%	472,813,010.86
025300100100	MINISTRY OF HOUSING AND ENVIRONMENT	157,365,881.60	237,424,497.78	44,748,334.49	111,878,253.50	47.1%	125,546,244.28
025300200100	BAUCHI STATE ENVIRONMENTAL PROTECTION AGENCY (BASEPA)	479,888,902.00	681,832,812.18	166,414,800.04	334,566,045.60	49.1%	347,266,766.58
02640000000	MIN OF COOPERATIVES & SME DEVELOPMENT	41,591,043.44	51,805,660.64	12,806,751.06	25,613,502.12	49.4%	26,192,158.52
026400100100	MIN OF COOPERATIVES AND SME DEVELOPMENT	41,591,043.44	51,805,660.64	12,806,751.06	25,613,502.12	49.4%	26,192,158.52
02650000000	MINISTRY OF RURAL DEVELOPMENT AND SPECIAL DUTIES	135,844,381.15	141,074,740.35	13,946,029.62	23,296,033.88	16.5%	117,778,706.47
026500100100	MINISTRY OF RURAL DEVELOPMENT AND SPECIAL DUTIES	71,315,890.75	76,546,249.95	13,946,029.62	23,296,033.88	30.4%	53,250,216.07
026500200100	RURAL AGRICULTURAL ROAD AGENCY (RARA)	32,264,245.20	32,264,245.20	-	-	0.0%	32,264,245.20
026500300100	STATE ROAD FUND (SRF)	32,264,245.20	32,264,245.20	-	-	0.0%	32,264,245.20
03000000000	LAW AND JUSTICE	3,112,918,928.98	4,717,968,168.67	1,014,849,444.32	1,926,314,340.24	40.8%	2,791,653,828.43
03180000000	JUDICIAL SERVICE COMMISSION	2,826,053,747.23	4,384,195,798.80	945,714,333.70	1,799,558,795.54	41.0%	2,584,637,003.26
031800100100	JUDICIAL SERVICE COMMISSION	109,048,919.21	262,064,166.94	40,692,484.46	101,043,941.51	38.6%	161,020,225.43
031805100100	THE JUDICIARY	1,622,559,499.58	2,786,428,195.70	559,536,073.65	1,123,343,969.01	40.3%	1,663,084,226.69
031805300100	SHARIA COURT OF APPEAL	1,094,445,328.44	1,335,703,436.16	345,485,775.59	575,170,885.02	43.1%	760,532,551.14
03260000000	MINISTRY OF JUSTICE	286,865,181.75	333,772,369.87	69,135,110.62	126,755,544.70	38.0%	207,016,825.17
032600100100	MINISTRY OF JUSTICE	144,296,097.27	167,207,199.75	34,435,110.62	71,605,544.70	42.8%	95,601,655.05
032600200100	BAUCHI STATE PUBLIC COMPLAINT AND ANTI-CORRUPTION COMMISSION	142,569,084.48	166,565,170.12	34,700,000.00	55,150,000.00	33.1%	111,415,170.12



Bauchi State Government Budget Performance Report 2025 Q2 - Personnel Expenditure by Administrative Classification

Code	Administrative Unit	2025 Original Budget	2025 Revised Budget	2025 Q2 Performance	2025 Performance Year to Date (Q1-Q2)	% Performance Year to Date against 2025 Revised Budget	Balance (against Revised Budget)
05000000000	SOCIAL SECTOR	27,376,190,805.77	33,692,286,972.48	7,978,010,571.05	15,916,640,366.28	47.2%	17,775,646,606.19
05140000000	MINISTRY OF WOMEN AFFAIRS AND CHILD DEV.	534,323,562.94	723,607,577.23	155,664,423.55	315,614,179.16	43.6%	407,993,398.07
051400100100	MINISTRY OF WOMEN AFFAIRS AND CHILD DEV.	452,021,724.10	530,411,444.19	108,501,423.93	219,738,825.96	41.4%	310,672,618.23
051400200100	AGENCY FOR ORPHANS AND VULNERABLE CHILDREN (BASOVCA)	82,301,838.84	193,196,133.04	47,162,999.62	95,875,353.20	49.6%	97,320,779.84
05170000000	MINISTRY OF EDUCATION	6,868,195,290.63	10,072,619,373.57	2,335,362,116.34	4,716,277,914.42	46.8%	5,356,341,459.15
051700100100	MINISTRY OF EDUCATION	5,670,919,244.01	8,312,134,030.51	1,940,889,018.65	3,893,786,917.74	46.8%	4,418,347,112.77
051700200100	STATE UNIVERSAL BASIC EDUCATION	96,754,200.00	133,880,054.64	32,371,194.25	64,742,388.50	48.4%	69,137,666.14
051700300100	BAUCHI STATE AGENCY FOR MASS EDUCATION	104,746,277.16	162,526,144.10	37,663,929.16	78,735,075.47	48.4%	83,791,068.63
051700400100	SPECIAL SCHOOLS MANAGEMENT BOARD	455,634,654.00	692,015,294.96	172,108,462.91	335,482,221.62	48.5%	356,533,073.34
051700500100	STATE LIBRARY BOARD	223,501,617.60	223,501,617.60	19,079,835.48	76,008,340.01	34.0%	147,493,277.59
051700600100	BAUCHI STATE AGENCY FOR NOMADIC EDUCATION	304,792,702.36	523,690,708.90	127,237,822.14	255,139,043.72	48.7%	268,551,665.18
051700800100	TEACHERS' SERVICE COMMISSION	11,846,595.50	24,871,522.86	6,011,853.75	12,383,927.36	49.8%	12,487,595.50
05700000000	MINISTRY OF HIGHER EDUCATION	9,030,923,085.30	9,720,935,122.84	2,415,610,248.86	4,761,807,274.30	49.0%	4,959,127,848.54
057000100100	MINISTRY OF HIGHER EDUCATION	968,107,932.88	168,057,932.88	-	-	0.0%	168,057,932.88
057000200100	SAADU ZUNGUR STATE UNIVERSITY, GADAU	1,600,840,429.54	2,442,351,817.06	676,761,283.75	1,360,931,346.66	55.7%	1,081,420,470.40
057000300100	AMINU SALEH COLLEGE OF EDUCATION, AZARE	2,094,983,625.79	2,344,515,119.29	583,287,178.50	1,148,160,959.47	49.0%	1,196,354,159.82
057000400100	ADAMU TAFAWA BALEWA COLLEGE OF EDUCATION KANGERE	905,691,769.79	908,040,401.43	170,807,667.44	326,145,248.76	35.9%	581,895,152.67
057000500100	ABUBAKAR TATARI ALI POLYTECHNIC, BAUCHI	1,722,284,176.24	2,003,555,607.50	538,442,008.54	1,054,845,890.39	52.6%	948,709,717.11
057000600100	A. D. RUFAI COLLEGE OF EDUCATION, LEGAL AND GENERAL STUDIES, MISAU	1,116,728,134.07	1,207,518,206.24	308,289,677.45	602,319,680.97	49.9%	605,198,525.27
057000700100	COLLEGE OF EDUCATION, DASS	103,825,253.86	103,825,253.86	-	-	0.0%	103,825,253.86
057000900100	BAUCHI STATE SCHOLARSHIP BOARD	11,325,032.72	23,733,081.50	5,791,806.71	11,770,475.70	49.6%	11,962,605.80
057001000100	COLLEGE OF AGRICULTURE, BAUCHI	507,136,730.41	519,337,703.08	132,230,626.47	257,633,672.35	49.6%	261,704,030.73
05210000000	MINISTRY OF HEALTH	10,051,097,913.38	12,186,084,005.43	2,902,602,485.68	5,798,064,576.67	47.6%	6,388,019,428.76
052100100100	MINISTRY OF HEALTH	1,294,836,759.64	2,413,095,341.23	679,024,020.85	1,307,868,476.31	54.2%	1,105,226,864.92
052100300100	PRIMARY HEALTH CARE DEVELOPMENT AGENCY	1,007,388,552.23	1,307,388,552.23	280,795,721.99	560,222,122.16	42.9%	747,166,430.07
052110200100	HOSPITALS MANAGEMENT BOARD	6,268,889,361.58	6,907,323,875.17	1,717,467,865.18	3,443,404,697.95	49.9%	3,463,919,177.21
052110400100	ALIKO DANGOTE COLLEGE OF NURSING AND MIDWIFERY, BAUCHI	232,688,646.74	248,051,642.29	61,025,886.20	121,889,273.73	49.1%	126,162,368.56
052110600100	BILL AND MELINDA GATE COLLEGE OF HEALTH TECHNOLOGY NINGI	193,927,167.98	247,926,322.30	44,770,028.16	111,231,772.98	44.9%	136,694,549.32
052111300100	DRUGS MANAGEMENT AND MEDICAL CONSUMABLES AGENCY (DMMA)	23,602,037.88	32,532,884.88	7,542,139.55	15,029,805.90	46.2%	17,503,078.98
052111500100	SPECIALIST HOSPITAL BAUCHI	766,593,892.92	766,593,892.92	82,685,428.16	165,796,530.92	21.6%	600,797,362.00
052111600100	BAUCHI STATE AGENCY FOR THE CONTROL OF HIV/AIDS, TUBERCULOSES, LEPROSY AND MAL	235,019,616.96	235,019,616.96	28,566,572.64	71,172,250.82	30.3%	163,847,366.14
052100200100	HEALTH CONTRIBUTORY MANAGEMENT AGENCY	28,151,877.46	28,151,877.46	724,822.95	1,449,645.90	5.1%	26,702,231.56
05390000000	MINISTRY OF YOUTH AND SPORTS DEVELOPMENT	601,594,620.90	628,121,903.82	117,073,143.84	220,730,147.92	35.1%	407,391,755.90
053900100100	MINISTRY OF YOUTH AND SPORTS DEVELOPMENT	145,759,333.58	145,759,333.58	11,278,890.69	23,206,144.71	15.9%	122,553,188.87
053900200100	STATE SPORTS COUNCIL	168,102,730.32	168,102,730.32	37,336,585.68	63,247,915.45	37.6%	104,854,814.87
053900300100	WIKKI TOURISTS FOOTBALL CLUB, BAUCHI	250,000,000.00	250,000,000.00	50,555,960.00	102,366,920.00	40.9%	147,633,080.00
053900400100	BAUCHI STATE COMMISSION FOR YOUTH AND WOMEN REHAB AND DEVELOPMENT	37,732,557.00	64,259,839.92	17,901,707.47	31,909,167.76	49.7%	32,350,672.16
05510000000	MINISTRY FOR LOCAL GOVERNMENT AND CHIEFTAINCY AFFAIRS	49,027,055.13	67,989,802.42	16,789,060.32	33,725,963.95	49.6%	34,263,838.47
055100100100	MINISTRY FOR LOCAL GOVERNMENT AND CHIEFTAINCY AFFAIRS	49,027,055.13	67,989,802.42	16,789,060.32	33,725,963.95	49.6%	34,263,838.47
05440000000	MINISTRY OF HUMANITARIAN AND DISASTER MANAGEMENT	241,029,277.49	292,929,187.17	34,909,092.46	70,420,309.86	24.0%	222,508,877.31
054400100100	MINISTRY OF HUMANITARIAN AND DISASTER MANAGEMENT	70,016,158.92	70,016,158.92	-	-	0.0%	70,016,158.92
054400200100	STATE EMERGENCY MANAGEMENT AGENCY	4,682,139.13	9,277,811.25	1,941,967.16	4,551,337.40	49.1%	4,726,473.85
054400400100	SUSTAINABLE DEVELOPMENT GOALS (SDGs)	69,812,158.92	69,812,158.92	-	-	0.0%	69,812,158.92
054400500100	AGENCY FOR PERSONS WITH DISABILITY	96,518,820.52	143,823,058.08	32,967,125.30	65,868,972.46	45.8%	77,954,085.62



Table 5: Overhead Expenditure by Administrative Classification

Bauchi State Government Budget Performance Report 2025 Q2 - Overhead Expenditure by Administrative Classification

Code	Administrative Unit	2025 Original Budget	2025 Revised Budget	2025 Q2 Performance	2025 Performance Year to Date (Q1-Q2)	% Performance Year to Date against 2025 Revised Budget	Balance (against Revised Budget)
	Total Overhead Expenditure	76,910,144,348.43	85,175,444,349.24	20,335,599,775.34	42,005,179,352.15	49.3%	43,170,264,997.09
010000000000	ADMINISTRATION SECTOR	32,525,487,653.00	35,017,487,653.00	10,209,979,422.03	19,999,488,276.61	57.1%	15,017,999,376.39
011100000000	GOVERNMENT HOUSE	6,026,450,000.00	6,466,450,000.00	1,380,001,413.13	3,041,103,346.14	47.0%	3,425,346,653.86
011100100100	GOVERNMENT HOUSE	4,875,500,000.00	5,110,500,000.00	1,166,161,007.95	2,606,869,436.41	51.0%	2,503,630,563.59
011100100200	DEPUTY GOVERNOR'S OFFICE	537,750,000.00	609,750,000.00	92,378,500.00	161,390,782.60	26.5%	448,359,217.40
011100100300	OFFICE OF THE CHIEF OF STAFF	454,540,000.00	574,540,000.00	95,501,751.98	219,247,179.62	38.2%	355,292,820.38
011100300100	STATE BOUNDARY COMMISSION	78,160,000.00	91,160,000.00	17,060,153.20	35,553,482.76	39.0%	55,606,517.24
011101000100	BAUCHI STATE PUBLIC PROCUREMENT BUREAU	80,500,000.00	80,500,000.00	8,900,000.00	18,042,464.75	22.4%	62,457,535.25
016100000000	OFFICE OF THE SECRETARY TO THE STATE GOVERNMENT (SSG)	10,911,150,000.00	15,791,150,000.00	7,578,579,648.53	14,535,156,170.83	92.0%	1,255,993,829.17
016100100100	OFFICE OF THE SECRETARY TO THE STATE GOVERNMENT (SSG)	10,911,150,000.00	15,791,150,000.00	7,578,579,648.53	14,535,156,170.83	92.0%	1,255,993,829.17
011200000000	BAUCHI STATE HOUSE OF ASSEMBLY	4,312,607,680.00	2,912,607,680.00	208,544,669.00	397,115,746.00	13.6%	2,515,491,934.00
011200300100	BAUCHI STATE HOUSE OF ASSEMBLY	4,242,406,680.00	2,842,406,680.00	200,389,669.00	378,376,278.00	13.3%	2,464,030,402.00
011200300200	BAUCHI STATE HOUSE OF ASSEMBLY SERVICE COM.	70,201,000.00	70,201,000.00	8,155,000.00	18,739,468.00	26.7%	51,461,532.00
012300000000	MINISTRY OF INFORMATION AND COMMUNICATION	2,738,396,692.00	1,820,396,692.00	75,412,809.33	213,154,218.65	11.7%	1,607,242,473.35
012300100100	MINISTRY OF INFORMATION AND COMMUNICATION	457,050,000.00	539,050,000.00	44,068,124.10	152,123,213.14	28.2%	386,926,786.86
012300200100	STATE RADIO CORP. (BRC)	273,935,000.00	273,935,000.00	6,000,000.00	12,000,000.00	4.4%	261,935,000.00
012300300100	STATE TELEVISION (BATV)	148,790,060.00	148,790,060.00	22,628,144.73	41,911,982.76	28.2%	106,878,077.24
012300500100	BUREAU FOR INFORMATION AND COMMUNICATION TECHNOLOGY (BICT)	1,858,621,632.00	858,621,632.00	2,716,540.50	7,119,022.75	0.8%	851,502,609.25
012500000000	OFFICE OF THE HEAD OF CIVIL SERVICE	1,205,360,465.00	1,344,360,465.00	162,544,262.43	344,032,811.92	25.6%	1,000,327,653.08
012500100100	OFFICE OF THE HEAD OF CIVIL SERVICE	1,084,210,465.00	1,223,210,465.00	160,544,262.43	341,032,811.92	27.9%	882,177,653.08
012500200100	STATE PENSION BOARD	41,150,000.00	41,150,000.00	2,000,000.00	3,000,000.00	7.3%	38,150,000.00
012500300100	LOCAL GOVERNMENT PENSION BOARD	80,000,000.00	80,000,000.00	-	-	0.0%	80,000,000.00
014000000000	OFFICE OF STATE AUDITOR GENERAL	344,673,500.00	344,673,500.00	24,291,850.00	41,100,340.44	11.9%	303,573,159.56
014000100100	OFFICE OF STATE AUDITOR GENERAL	261,134,500.00	261,134,500.00	24,104,250.00	40,556,740.44	15.5%	220,577,759.56
014000200100	OFFICE OF AUDITOR GEN. FOR LOCAL GOVERNMENT	52,050,000.00	52,050,000.00	187,600.00	543,600.00	1.0%	51,506,400.00
014000300100	AUDIT SERVICE COMMISSION	31,489,000.00	31,489,000.00	-	-	0.0%	31,489,000.00
014700000000	CIVIL SERVICE COMMISSION	131,328,517.00	137,328,517.00	17,810,000.00	27,550,053.80	20.1%	109,778,463.20
014700100100	CIVIL SERVICE COMMISSION	131,328,517.00	137,328,517.00	17,810,000.00	27,550,053.80	20.1%	109,778,463.20
014900000000	LOCAL GOVERNMENT SERVICE COMMISSION	649,900,000.00	649,900,000.00	76,832,286.95	77,156,701.40	11.9%	572,743,298.60
014900100100	LOCAL GOVERNMENT SERVICE COMMISSION	649,900,000.00	649,900,000.00	76,832,286.95	77,156,701.40	11.9%	572,743,298.60
014800000000	STATE INDEPENDENT ELECTORAL COMMISSION	308,115,639.00	308,115,639.00	71,668,399.30	86,272,290.57	28.0%	221,843,348.43
014800100100	STATE INDEPENDENT ELECTORAL COMMISSION	308,115,639.00	308,115,639.00	71,668,399.30	86,272,290.57	28.0%	221,843,348.43
015400000000	MINISTRY OF RELIGIOUS AFFAIRS AND SOCIAL WELFARE	2,298,505,160.00	2,343,505,160.00	170,527,590.36	427,688,769.86	18.2%	1,915,816,390.14
015400100100	MINISTRY OF RELIGIOUS AFFAIRS AND SOCIAL WELFARE	1,919,000,000.00	1,919,000,000.00	107,664,000.00	337,391,999.50	17.6%	1,581,608,000.50
015400200100	BAUCHI STATE SHARIAH COMMISSION	110,585,160.00	155,585,160.00	57,149,000.00	79,145,750.00	50.9%	76,439,410.00
015400300100	MUSLIMS PILGRIMS WELFARE BOARD	191,500,000.00	191,500,000.00	-	1,000,000.00	0.5%	190,500,000.00
015400400100	CHRISTIAN PILGRIMS WELFARE BOARD	77,420,000.00	77,420,000.00	5,714,590.36	10,151,020.36	13.1%	67,268,979.64
012400000000	MINISTRY OF SECURITY AND INTERNAL AFFAIRS	3,599,000,000.00	2,899,000,000.00	443,766,493.00	809,157,827.00	27.9%	2,089,842,173.00
012400100100	MINISTRY OF SECURITY AND INTERNAL AFFAIRS	2,250,000,000.00	2,250,000,000.00	412,788,200.00	759,226,200.00	33.7%	1,490,773,800.00
012400200100	BAUCHI STATE VIGILANTE AND YOUTH EMPOWERMENT AGENCY	1,349,000,000.00	649,000,000.00	30,978,293.00	49,931,627.00	7.7%	599,068,373.00
020000000000	ECONOMIC SECTOR	20,277,059,162.56	24,987,559,325.36	5,552,535,325.30	13,325,017,303.68	53.3%	11,662,541,858.68
021500000000	MINISTRY OF AGRICULTURE	261,099,661.00	286,099,661.00	30,987,497.75	60,201,153.81	21.0%	225,898,507.19
021500100100	MINISTRY OF AGRICULTURE	135,388,280.00	160,388,280.00	28,263,349.75	54,911,409.87	34.2%	105,476,870.13
021500200100	BAUCHI STATE AGRICULTURAL DEVELOPMENT PROGRAMME (BSADP)	76,000,000.00	76,000,000.00	300,000.00	600,000.00	0.8%	75,400,000.00
021500300100	BAUCHI AGRICULTURAL SUPPLY AGENCY (BASAC)	34,750,000.00	34,750,000.00	2,244,000.00	4,239,000.00	12.2%	30,511,000.00
021500400100	GALAMBI RANCHING COMPANY	14,961,381.00	14,961,381.00	180,148.00	450,743.94	3.0%	14,510,637.06



Bauchi State Government Budget Performance Report 2025 Q2 - Overhead Expenditure by Administrative Classification

Code	Administrative Unit	2025 Original Budget	2025 Revised Budget	2025 Q2 Performance	2025 Performance Year to Date (Q1-Q2)	% Performance Year to Date against 2025 Revised Budget	Balance (against Revised Budget)
02200000000	MINISTRY OF FINANCE-HQTRS	10,601,332,400.30	14,296,332,400.30	5,050,062,637.32	12,100,760,920.72	84.6%	2,195,571,479.58
022000100100	MINISTRY OF FINANCE-HQTRS	8,771,800,000.00	12,276,800,000.00	4,592,421,225.67	11,225,908,373.59	91.4%	1,050,891,626.41
022000700100	OFFICE OF THE ACCOUNTANT GENERAL	824,682,750.00	824,682,750.00	176,386,528.00	285,271,428.00	34.6%	539,411,322.00
022000800100	BOARD OF INTERNAL REVENUE - STATE	955,060,900.30	1,145,060,900.30	276,058,883.65	582,480,119.13	50.9%	562,580,781.17
022000900100	DEBT MANAGEMENT OFFICE	49,788,750.00	49,788,750.00	5,196,000.00	7,101,000.00	14.3%	42,687,750.00
02220000000	MIN OF COMMERCE AND INDUSTRY	317,100,000.00	317,100,000.00	9,117,611.26	24,858,518.88	7.8%	292,241,481.12
022200100100	MIN OF COMMERCE AND INDUSTRY	187,500,000.00	187,500,000.00	8,622,396.26	22,580,400.75	12.0%	164,919,599.25
022206400100	AGENCY FOR SUSTAINABLE MICRO-FINANCE	129,600,000.00	129,600,000.00	495,215.00	2,278,118.13	1.8%	127,321,881.87
02280000000	MINISTRY OF POWER, SCIENCE & TECHNOLOGY	60,600,000.00	65,600,000.00	10,604,608.94	19,861,058.94	30.3%	45,738,941.06
022800100100	MINISTRY OF POWER, SCIENCE & TECHNOLOGY	60,600,000.00	65,600,000.00	10,604,608.94	19,861,058.94	30.3%	45,738,941.06
02330000000	MINISTRY OF NATURAL RESOURCES	477,790,000.00	484,790,000.00	20,845,692.33	41,782,805.30	8.6%	443,007,194.70
023300100100	MINISTRY OF NATURAL RESOURCES	75,280,000.00	77,280,000.00	9,005,500.00	16,846,750.00	21.8%	60,433,250.00
023300300100	BAUCHI STATE OIL AND GAS ACADEMY, ALKALERI	402,510,000.00	407,510,000.00	11,840,192.33	24,936,055.30	6.1%	382,573,944.70
02340000000	MINISTRY OF WORKS AND TRANSPORT	1,440,221,000.00	1,683,221,000.00	201,632,017.15	562,990,829.32	33.4%	1,120,230,170.68
023400100100	MINISTRY OF WORKS AND TRANSPORT	545,701,000.00	568,701,000.00	24,392,908.00	88,130,675.15	15.5%	480,570,324.85
023400200100	BAUCHI ROADS AND TRAFFIC AGENCY	353,100,000.00	573,100,000.00	38,149,193.30	209,552,688.17	36.6%	363,547,311.83
023400300100	BAUCHI STATE INFRASTRUCTURE DEVELOPMENT MAINTENANCE AGENCY	541,420,000.00	541,420,000.00	139,089,915.85	265,307,466.00	49.0%	276,112,534.00
02360000000	MINISTRY OF TOURISM AND CULTURE	197,157,500.00	197,157,500.00	21,095,626.40	47,777,383.88	24.2%	149,380,116.12
023600100100	MINISTRY OF TOURISM AND CULTURE	101,707,500.00	101,707,500.00	20,692,500.00	46,783,000.00	46.0%	54,924,500.00
023600200100	BAUCHI STATE TOURISM BOARD	95,450,000.00	95,450,000.00	403,126.40	994,383.88	1.0%	94,455,616.12
02600000000	MINISTRY OF LANDS AND SURVEY	1,102,350,000.00	1,114,550,000.00	29,588,309.69	106,080,904.44	9.5%	1,008,469,095.56
026000100100	MINISTRY OF LANDS AND SURVEY	632,500,000.00	632,700,000.00	11,790,800.00	77,267,300.00	12.2%	555,432,700.00
026000200100	BAUCHI STATE GEOGRAPHIC INFORMATION SYSTEM (BAGIS)	78,050,000.00	78,050,000.00	3,671,000.00	6,946,800.00	8.9%	71,103,200.00
026000300100	BAUCHI PHYSICAL PLANNING AND DEVELOPMENT CONTROL BOARD	391,800,000.00	403,800,000.00	14,126,509.69	21,866,804.44	5.4%	381,933,195.56
02380000000	MINISTRY OF BUDGET, ECONOMIC PLANNING AND MULTILATERAL COORDINATION	4,606,996,448.26	5,235,696,449.06	72,055,969.36	165,148,053.14	3.2%	5,070,548,395.92
023800100100	MINISTRY OF BUDGET, ECONOMIC PLANNING AND MULTILATERAL COORDINATION	4,016,026,448.26	4,599,726,449.06	51,106,256.57	98,626,321.59	2.1%	4,501,100,127.47
023800300100	COMMUNITY AND SOCIAL DEVELOPMENT PROGRAM (CSDP)	117,240,000.00	157,240,000.00	12,288,801.29	57,860,820.05	36.8%	99,379,179.95
023800400100	BAUCHI STATE BUREAU OF STATISTICS	473,730,000.00	478,730,000.00	8,660,911.50	8,660,911.50	1.8%	470,069,088.50
02520000000	MINISTRY OF WATER RESOURCES	394,524,150.00	422,124,150.00	59,267,262.77	83,715,383.96	19.8%	338,408,766.04
025200100100	MINISTRY OF WATER RESOURCES	152,950,000.00	179,950,000.00	20,150,500.00	42,008,950.00	23.3%	137,941,050.00
025200200100	BAUCHI STATE URBAN WATER AND SEWERAGES CORPORATION	151,274,150.00	151,874,150.00	33,114,262.77	33,114,262.77	21.8%	118,759,887.23
025200300100	RURAL WATER SUPPLY AND SANITATION AGENCY (RUWASSA)	90,300,000.00	90,300,000.00	6,002,500.00	8,592,171.19	9.5%	81,707,828.81
02530000000	MINISTRY OF HOUSING AND ENVIRONMENT	284,938,000.00	337,938,000.00	38,200,542.33	88,106,701.29	26.1%	249,831,298.71
025300100100	MINISTRY OF HOUSING AND ENVIRONMENT	55,938,000.00	108,938,000.00	17,130,528.25	54,223,191.25	49.8%	54,714,808.75
025300200100	BAUCHI STATE ENVIRONMENTAL PROTECTION AGENCY (BASEPA)	229,000,000.00	229,000,000.00	21,070,014.08	33,883,510.04	14.8%	195,116,489.96
02640000000	MIN OF COOPERATIVES & SME DEVELOPMENT	98,000,000.00	98,000,000.00	-	656,040.00	0.7%	97,343,960.00
026400100100	MIN OF COOPERATIVES AND SME DEVELOPMENT	98,000,000.00	98,000,000.00	-	656,040.00	0.7%	97,343,960.00
02650000000	MINISTRY OF RURAL DEVELOPMENT AND SPECIAL DUTIES	434,950,002.00	448,950,002.00	9,077,550.00	23,077,550.00	5.1%	425,872,452.00
026500100100	MINISTRY OF RURAL DEVELOPMENT AND SPECIAL DUTIES	102,950,000.00	116,950,000.00	9,077,550.00	23,077,550.00	19.7%	93,872,450.00
026500200100	RURAL AGRICULTURAL ROAD AGENCY (RARA)	220,000,002.00	220,000,002.00	-	-	0.0%	220,000,002.00
026500300100	STATE ROAD FUND (SRF)	112,000,000.00	112,000,000.00	-	-	0.0%	112,000,000.00
03000000000	LAW AND JUSTICE	2,730,734,955.00	2,732,734,955.00	335,172,270.82	605,550,902.51	22.2%	2,127,184,052.49
03180000000	JUDICIAL SERVICE COMMISSION	1,560,204,955.00	1,562,204,955.00	179,770,666.69	294,740,852.83	18.9%	1,267,464,102.17
031801100100	JUDICIAL SERVICE COMMISSION	211,711,000.00	213,711,000.00	30,117,002.06	45,111,097.06	21.1%	168,599,902.94
031805100100	THE JUDICIARY	1,041,100,000.00	1,041,100,000.00	111,014,764.63	192,363,098.67	18.5%	848,736,901.33
031805300100	SHARIA COURT OF APPEAL	307,393,955.00	307,393,955.00	38,638,900.00	57,266,657.10	18.6%	250,127,297.90
03260000000	MINISTRY OF JUSTICE	1,170,530,000.00	1,170,530,000.00	155,401,604.13	310,810,049.68	26.6%	859,719,950.32
032600100100	MINISTRY OF JUSTICE	868,830,000.00	868,830,000.00	131,050,483.94	268,077,233.94	30.9%	600,752,766.06
032600200100	BAUCHI STATE PUBLIC COMPLAINT AND ANTI-CORRUPTION COMMISSION	301,700,000.00	301,700,000.00	24,351,120.19	42,732,815.74	14.2%	258,967,184.26



Bauchi State Government Budget Performance Report 2025 Q2 - Overhead Expenditure by Administrative Classification

Code	Administrative Unit	2025 Original Budget	2025 Revised Budget	2025 Q2 Performance	2025 Performance Year to Date (Q1-Q2)	% Performance Year to Date against 2025 Revised Budget	Balance (against Revised Budget)
050000000000	SOCIAL SECTOR	21,376,862,578.87	22,437,662,578.87	4,237,912,757.19	8,075,122,869.35	36.0%	14,362,539,709.52
051400000000	MINISTRY OF WOMEN AFFAIRS AND CHILD DEV.	1,729,350,000.00	1,729,350,000.00	468,775,201.30	892,360,567.78	51.6%	836,989,432.22
051400100100	MINISTRY OF WOMEN AFFAIRS AND CHILD DEV.	998,200,000.00	998,200,000.00	276,777,000.00	561,502,750.00	56.3%	436,697,250.00
051400200100	AGENCY FOR ORPHANS AND VULNERABLE CHILDREN (BASOVCA)	731,150,000.00	731,150,000.00	191,998,201.30	330,857,817.78	45.3%	400,292,182.22
051700000000	MINISTRY OF EDUCATION	3,201,585,700.00	2,518,885,700.00	219,889,152.06	450,500,460.27	17.9%	2,068,385,239.73
051700100100	MINISTRY OF EDUCATION	2,069,500,000.00	1,369,500,000.00	122,642,348.94	285,288,988.68	20.8%	1,084,211,011.32
051700200100	STATE UNIVERSAL BASIC EDUCATION	590,500,000.00	590,500,000.00	29,065,321.35	69,023,687.67	11.7%	521,476,312.33
051700300100	BAUCHI STATE AGENCY FOR MASS EDUCATION	155,957,200.00	155,957,200.00	18,170,089.92	22,671,112.28	14.5%	133,286,087.72
051700400100	SPECIAL SCHOOLS MANAGEMENT BOARD	172,720,000.00	172,720,000.00	24,039,494.00	35,580,495.75	20.6%	137,139,504.25
051700500100	STATE LIBRARY BOARD	20,200,000.00	24,500,000.00	4,367,382.85	4,825,920.57	19.7%	19,674,079.43
051700600100	BAUCHI STATE AGENCY FOR NOMADIC EDUCATION	144,600,000.00	144,600,000.00	8,379,000.00	10,134,740.32	7.0%	134,465,259.68
051700800100	TEACHERS' SERVICE COMMISSION	48,108,500.00	61,108,500.00	13,225,515.00	22,975,515.00	37.6%	38,132,985.00
057000000000	MINISTRY OF HIGHER EDUCATION	4,473,255,000.00	3,994,255,000.00	607,476,321.62	1,247,840,582.28	31.2%	2,746,414,417.72
057000100100	MINISTRY OF HIGHER EDUCATION	279,000,000.00	279,000,000.00	33,887,582.00	53,123,899.90	19.0%	225,876,100.10
057000200100	SAADU ZUNGUR STATE UNIVERSITY, GADAU	475,767,000.00	482,767,000.00	119,442,821.99	272,294,040.99	56.4%	210,472,959.01
057000300100	AMINU SALEH COLLEGE OF EDUCATION, AZARE	402,000,000.00	402,000,000.00	83,268,724.14	158,552,761.14	39.4%	243,447,238.86
057000400100	ADAMU TAFAWA BALEWA COLLEGE OF EDUCATION KANGERE	173,000,000.00	173,000,000.00	15,879,490.55	40,867,276.95	23.6%	132,132,723.05
057000500100	ABUBAKAR TATARI ALI POLYTECHNIC, BAUCHI	498,200,000.00	498,200,000.00	98,734,227.04	154,707,703.65	31.1%	343,492,296.35
057000600100	A. D. RUFAI COLLEGE OF EDUCATION, LEGAL AND GENERAL STUDIES, MISAU	230,038,000.00	234,038,000.00	26,244,138.03	58,124,866.26	24.8%	175,913,133.74
057000700100	COLLEGE OF EDUCATION, DASS	230,500,000.00	230,500,000.00	-	-	0.0%	230,500,000.00
057000900100	BAUCHI STATE SCHOLARSHIP BOARD	2,086,000,000.00	1,591,000,000.00	207,877,000.00	488,027,155.52	30.7%	1,102,972,844.48
057001000100	COLLEGE OF AGRICULTURE, BAUCHI	98,750,000.00	103,750,000.00	22,142,877.87	22,142,877.87	21.3%	81,607,122.13
052100000000	MINISTRY OF HEALTH	4,533,667,781.87	5,280,667,781.87	663,415,618.70	1,730,999,295.47	32.8%	3,549,668,486.40
052100100100	MINISTRY OF HEALTH	879,800,000.00	1,779,800,000.00	315,450,934.00	1,030,782,987.14	57.9%	749,017,012.86
052100300100	PRIMARY HEALTH CARE DEVELOPMENT AGENCY	505,000,000.00	505,000,000.00	2,740,000.00	10,636,000.00	2.1%	494,364,000.00
052110200100	HOSPITALS MANAGEMENT BOARD	778,050,813.00	778,050,813.00	143,189,800.00	297,886,598.55	38.3%	480,164,214.45
052110400100	ALIKO DANGOTE COLLEGE OF NURSING AND MIDWIFERY, BAUCHI	69,080,000.00	90,080,000.00	21,528,500.00	44,975,690.72	49.9%	45,104,309.28
052110600100	BILL AND MELINDA GATE COLLEGE OF HEALTH TECHNOLOGY NINGI	223,750,000.00	228,750,000.00	1,500,000.00	31,245,000.00	13.7%	197,505,000.00
052111300100	DRUGS MANAGEMENT AND MEDICAL CONSUMABLES AGENCY (DMMA)	774,487,751.32	574,487,751.32	3,781,000.00	5,076,000.00	0.9%	569,411,751.32
052111500100	SPECIALIST HOSPITAL BAUCHI	530,650,000.00	551,650,000.00	98,711,165.35	160,514,966.35	29.1%	391,135,033.65
052111600100	BAUCHI STATE AGENCY FOR THE CONTROL OF HIV/AIDS, TUBERCULOSES, LEPROSY AND MAL	55,100,000.00	55,100,000.00	500,000.00	3,000,000.00	5.4%	52,100,000.00
052100200100	HEALTH CONTRIBUTORY MANAGEMENT AGENCY	392,199,217.55	392,199,217.55	13,680,219.35	18,052,527.21	4.6%	374,146,690.34
052111700100	BAUCHI STATE HEALTH TRUST FUND	325,550,000.00	325,550,000.00	62,334,000.00	128,829,525.50	39.6%	196,720,474.50
053900000000	MINISTRY OF YOUTH AND SPORTS DEVELOPMENT	1,780,994,834.00	2,043,994,834.00	560,036,636.48	903,333,874.81	44.2%	1,140,660,959.19
053900100100	MINISTRY OF YOUTH AND SPORTS DEVELOPMENT	539,660,000.00	679,660,000.00	323,006,250.00	535,334,000.00	78.8%	144,326,000.00
053900200100	STATE SPORTS COUNCIL	216,234,834.00	222,234,834.00	86,361,000.00	105,098,322.88	47.3%	117,136,511.12
053900300100	WIKKI TOURISTS FOOTBALL CLUB, BAUCHI	351,900,000.00	451,900,000.00	75,590,750.13	153,834,637.65	34.0%	298,065,362.35
053900400100	BAUCHI STATE COMMISSION FOR YOUTH AND WOMEN REHAB AND DEVELOPMENT	673,200,000.00	690,200,000.00	75,078,636.35	109,066,914.28	15.8%	581,133,085.72
055100000000	MINISTRY FOR LOCAL GOVERNMENT AND CHIEFTAINCY AFFAIRS	628,100,000.00	628,100,000.00	-	107,667,483.61	17.1%	520,432,516.39
055100100100	MINISTRY FOR LOCAL GOVERNMENT AND CHIEFTAINCY AFFAIRS	628,100,000.00	628,100,000.00	-	107,667,483.61	17.1%	520,432,516.39
054400000000	MINISTRY OF HUMANITARIAN AND DISASTER MANAGEMENT	5,029,909,263.00	6,242,409,263.00	1,718,319,827.03	2,742,420,605.13	43.9%	3,499,988,657.87
054400100100	MINISTRY OF HUMANITARIAN AND DISASTER MANAGEMENT	3,908,692,500.00	5,105,692,500.00	1,677,221,000.00	2,653,031,630.00	52.0%	2,452,660,870.00
054400200100	STATE EMERGENCY MANAGEMENT AGENCY	550,650,000.00	557,150,000.00	17,909,000.00	46,114,000.00	8.3%	511,036,000.00
054400300100	BAUCHI STATE SOCIAL INVESTMENT PROGRAMME (SIP)	63,465,600.00	72,465,600.00	7,500,000.00	15,507,911.82	21.4%	56,957,688.18
054400400100	SUSTAINABLE DEVELOPMENT GOALS (SDGs)	238,420,500.00	238,420,500.00	1,560,000.00	1,560,000.00	0.7%	236,860,500.00
054400500100	AGENCY FOR PERSONS WITH DISABILITY	268,680,663.00	268,680,663.00	14,129,827.03	26,207,063.31	9.8%	242,473,599.69



Table 6: Capital Expenditure by Administrative Classification

Bauchi State Government Budget Performance Report 2025 Q2 - Capital Expenditure by Administrative Classification

Code	Administrative Unit	2025 Original Budget	2025 Revised Budget	2025 Q2 Performance	2025 Performance Year to Date (Q1-Q2)	% Performance Year to Date against 2025 Revised Budget	Balance (against Revised Budget)
	Total Capital Expenditure	284,023,975,618.56	275,378,975,618.56	42,055,216,808.32	91,694,707,553.97	33.3%	183,684,268,064.59
01000000000	ADMINISTRATION SECTOR	11,835,615,353.81	11,275,615,353.81	452,215,215.00	1,489,891,434.99	13.2%	9,785,723,918.82
01110000000	GOVERNMENT HOUSE	623,850,000.00	623,850,000.00	9,200,000.00	69,020,000.00	11.1%	554,830,000.00
011100100200	DEPUTY GOVERNOR'S OFFICE	45,500,000.00	45,500,000.00	-	-	0.0%	45,500,000.00
011100100300	OFFICE OF THE CHIEF OF STAFF	402,300,000.00	402,300,000.00	-	-	0.0%	402,300,000.00
011100300100	STATE BOUNDARY COMMISSION	48,700,000.00	48,700,000.00	9,200,000.00	17,700,000.00	36.3%	31,000,000.00
011101000100	BAUCHI STATE PUBLIC PROCUREMENT BUREAU	127,350,000.00	127,350,000.00	-	51,320,000.00	40.3%	76,030,000.00
01610000000	OFFICE OF THE SECRETARY TO THE STATE GOVERNMENT (SSG)	2,203,365,283.84	1,943,365,283.84	203,450,000.00	404,605,685.97	20.8%	1,538,759,597.87
016100100100	OFFICE OF THE SECRETARY TO THE STATE GOVERNMENT (SSG)	2,203,365,283.84	1,943,365,283.84	203,450,000.00	404,605,685.97	20.8%	1,538,759,597.87
01120000000	BAUCHI STATE HOUSE OF ASSEMBLY	1,600,890,000.00	1,650,890,000.00	117,940,515.00	129,308,246.59	7.8%	1,521,581,753.41
011200300100	BAUCHI STATE HOUSE OF ASSEMBLY	1,204,190,000.00	1,254,190,000.00	117,940,515.00	129,308,246.59	10.3%	1,124,881,753.41
011200300200	BAUCHI STATE HOUSE OF ASSEMBLY SERVICE COM.	396,700,000.00	396,700,000.00	-	-	0.0%	396,700,000.00
01230000000	MINISTRY OF INFORMATION AND COMMUNICATION	3,252,012,526.00	3,172,012,526.00	50,782,500.00	744,069,989.43	23.5%	2,427,942,536.57
012300100100	MINISTRY OF INFORMATION AND COMMUNICATION	1,991,160,000.00	2,211,160,000.00	33,772,500.00	704,959,989.43	31.9%	1,506,200,010.57
012300200100	STATE RADIO CORP. (BRC)	98,200,000.00	98,200,000.00	-	-	0.0%	98,200,000.00
012300300100	STATE TELEVISION (BATV)	73,884,000.00	73,884,000.00	-	-	0.0%	73,884,000.00
012300500100	BUREAU FOR INFORMATION AND COMMUNICATION TECHNOLOGY (BICT)	1,088,768,526.00	788,768,526.00	17,010,000.00	39,110,000.00	5.0%	749,658,526.00
01250000000	OFFICE OF THE HEAD OF CIVIL SERVICE	1,164,196,393.97	864,196,393.97	20,000,000.00	20,000,000.00	2.3%	844,196,393.97
012500100100	OFFICE OF THE HEAD OF CIVIL SERVICE	1,056,196,393.97	756,196,393.97	20,000,000.00	20,000,000.00	2.6%	736,196,393.97
012500300100	LOCAL GOVERNMENT PENSION BOARD	108,000,000.00	108,000,000.00	-	-	0.0%	108,000,000.00
01400000000	OFFICE OF STATE AUDITOR GENERAL	441,000,000.00	441,000,000.00	-	-	0.0%	441,000,000.00
014000100100	OFFICE OF STATE AUDITOR GENERAL	316,000,000.00	316,000,000.00	-	-	0.0%	316,000,000.00
014000200100	OFFICE OF AUDITOR GEN. FOR LOCAL GOVERNMENT	60,000,000.00	60,000,000.00	-	-	0.0%	60,000,000.00
014000300100	AUDIT SERVICE COMMISSION	65,000,000.00	65,000,000.00	-	-	0.0%	65,000,000.00
01470000000	CIVIL SERVICE COMMISSION	81,000,000.00	81,000,000.00	-	-	0.0%	81,000,000.00
014700100100	CIVIL SERVICE COMMISSION	81,000,000.00	81,000,000.00	-	-	0.0%	81,000,000.00
01490000000	LOCAL GOVERNMENT SERVICE COMMISSION	111,800,000.00	111,800,000.00	-	-	0.0%	111,800,000.00
014900100100	LOCAL GOVERNMENT SERVICE COMMISSION	111,800,000.00	111,800,000.00	-	-	0.0%	111,800,000.00
01480000000	STATE INDEPENDENT ELECTORAL COMMISSION	532,361,150.00	532,361,150.00	-	22,077,400.00	4.1%	510,283,750.00
014800100100	STATE INDEPENDENT ELECTORAL COMMISSION	532,361,150.00	532,361,150.00	-	22,077,400.00	4.1%	510,283,750.00
01540000000	MINISTRY OF RELIGIOUS AFFAIRS AND SOCIAL WELFARE	819,440,000.00	819,440,000.00	12,442,200.00	14,022,200.00	1.7%	805,417,800.00
015400100100	MINISTRY OF RELIGIOUS AFFAIRS AND SOCIAL WELFARE	400,000,000.00	400,000,000.00	1,229,000.00	1,229,000.00	0.3%	398,771,000.00
015400200100	BAUCHI STATE SHARIAH COMMISSION	136,500,000.00	136,500,000.00	11,213,200.00	12,793,200.00	9.4%	123,706,800.00
015400300100	MUSLIMS PILGRIMS WELFARE BOARD	228,000,000.00	228,000,000.00	-	-	0.0%	228,000,000.00
015400400100	CHRISTIAN PILGRIMS WELFARE BOARD	54,940,000.00	54,940,000.00	-	-	0.0%	54,940,000.00
01240000000	MINISTRY OF SECURITY AND INTERNAL AFFAIRS	1,005,700,000.00	1,035,700,000.00	38,400,000.00	86,787,913.00	8.4%	948,912,087.00
012400100100	MINISTRY OF SECURITY AND INTERNAL AFFAIRS	649,000,000.00	679,000,000.00	38,400,000.00	86,787,913.00	12.8%	592,212,087.00
012400200100	BAUCHI STATE VIGILANTE AND YOUTH EMPOWERMENT AGENCY	356,700,000.00	356,700,000.00	-	-	0.0%	356,700,000.00
02000000000	ECONOMIC SECTOR	154,829,047,107.67	164,144,047,107.67	31,411,573,179.96	69,419,241,143.01	42.3%	94,724,805,964.66
02150000000	MINISTRY OF AGRICULTURE	9,488,235,628.00	8,658,235,628.00	884,244,261.78	1,088,190,888.80	12.6%	7,570,044,739.20
021500100100	MINISTRY OF AGRICULTURE	7,635,000,000.00	7,005,000,000.00	842,660,833.78	981,409,833.78	14.0%	6,023,590,166.22
021500200100	BAUCHI STATE AGRICULTURAL DEVELOPMENT PROGRAMME (BSADP)	1,161,140,628.00	961,140,628.00	41,583,428.00	106,781,055.02	11.1%	854,359,572.98
021500300100	BAUCHI AGRICULTURAL SUPPLY AGENCY (BASAC)	659,995,000.00	659,995,000.00	-	-	0.0%	659,995,000.00
021500400100	GALAMBI RANCHING COMPANY	32,100,000.00	32,100,000.00	-	-	0.0%	32,100,000.00



Bauchi State Government Budget Performance Report 2025 Q2 - Capital Expenditure by Administrative Classification

Code	Administrative Unit	2025 Original Budget	2025 Revised Budget	2025 Q2 Performance	2025 Performance Year to Date (Q1-Q2)	% Performance Year to Date against 2025 Revised Budget	Balance (against Revised Budget)
02200000000	MINISTRY OF FINANCE-HQTRS	2,688,328,500.00	6,708,328,500.00	3,830,187,855.00	5,815,346,055.00	86.7%	892,982,445.00
022000100100	MINISTRY OF FINANCE-HQTRS	2,076,300,000.00	6,096,300,000.00	3,771,055,080.00	5,754,906,280.00	94.4%	341,393,720.00
022000700100	OFFICE OF THE ACCOUNTANT GENERAL	347,215,000.00	347,215,000.00	3,106,000.00	4,413,000.00	1.3%	342,802,000.00
022000800100	BOARD OF INTERNAL REVENUE - STATE	219,820,000.00	219,820,000.00	48,505,275.00	48,505,275.00	22.1%	171,314,725.00
022000900100	DEBT MANAGEMENT OFFICE	44,993,500.00	44,993,500.00	7,521,500.00	7,521,500.00	16.7%	37,472,000.00
02220000000	MIN OF COMMERCE AND INDUSTRY	1,778,500,000.00	1,778,500,000.00	186,901,200.00	262,665,400.00	14.8%	1,515,834,600.00
022200100100	MIN OF COMMERCE AND INDUSTRY	1,697,000,000.00	1,697,000,000.00	185,833,600.00	260,702,800.00	15.4%	1,436,297,200.00
022206400100	AGENCY FOR SUSTAINABLE MICRO-FINANCE	81,500,000.00	81,500,000.00	1,067,600.00	1,962,600.00	2.4%	79,537,400.00
02280000000	MINISTRY OF POWER, SCIENCE & TECHNOLOGY	8,497,000,000.00	4,512,000,000.00	126,017,367.86	293,366,952.01	6.5%	4,218,633,047.99
022800100100	MINISTRY OF POWER, SCIENCE & TECHNOLOGY	8,497,000,000.00	4,512,000,000.00	126,017,367.86	293,366,952.01	6.5%	4,218,633,047.99
02330000000	MINISTRY OF NATURAL RESOURCES	5,803,000,000.00	4,473,000,000.00	119,871,938.59	258,267,188.59	5.8%	4,214,732,811.41
023300100100	MINISTRY OF NATURAL RESOURCES	1,183,000,000.00	1,303,000,000.00	119,871,938.59	258,267,188.59	19.8%	1,044,732,811.41
023300300100	BAUCHI STATE OIL AND GAS ACADEMY, ALKALERI	4,620,000,000.00	3,170,000,000.00	-	-	0.0%	3,170,000,000.00
02340000000	MINISTRY OF WORKS AND TRANSPORT	58,655,451,885.52	72,865,451,885.52	14,076,185,605.65	40,696,610,912.32	55.9%	32,168,840,973.20
023400100100	MINISTRY OF WORKS AND TRANSPORT	55,437,951,885.52	69,617,951,885.52	14,076,185,605.65	40,483,119,006.07	58.2%	29,134,832,879.45
023400200100	BAUCHI ROADS AND TRAFFIC AGENCY	898,000,000.00	928,000,000.00	-	213,138,906.25	23.0%	714,861,093.75
023400300100	BAUCHI STATE INFRASTRUCTURE DEVELOPMENT MAINTENANCE AGENCY	2,319,500,000.00	2,319,500,000.00	-	353,000.00	0.0%	2,319,147,000.00
02360000000	MINISTRY OF TOURISM AND CULTURE	2,526,501,508.43	2,526,501,508.43	163,513,328.77	232,977,128.99	9.2%	2,293,524,379.44
023600100100	MINISTRY OF TOURISM AND CULTURE	2,526,501,508.43	2,526,501,508.43	163,513,328.77	232,977,128.99	9.2%	2,293,524,379.44
02600000000	MINISTRY OF LANDS AND SURVEY	5,181,300,000.00	4,181,300,000.00	166,495,246.50	481,397,403.84	11.5%	3,699,902,596.16
026000100100	MINISTRY OF LANDS AND SURVEY	4,222,000,000.00	3,222,000,000.00	84,903,383.50	296,357,744.50	9.2%	2,925,642,255.50
026000200100	BAUCHI STATE GEOGRAPHIC INFORMATION SYSTEM (BAGIS)	750,000,000.00	750,000,000.00	81,591,863.00	185,039,659.34	24.7%	564,960,340.66
026000300100	BAUCHI PHYSICAL PLANNING AND DEVELOPMENT CONTROL BOARD	209,300,000.00	209,300,000.00	-	-	0.0%	209,300,000.00
02380000000	MINISTRY OF BUDGET, ECONOMIC PLANNING AND MULTILATERAL COORDINATION	2,199,200,000.00	1,939,200,000.00	19,750,000.00	94,088,196.20	4.9%	1,845,111,803.80
023800100100	MINISTRY OF BUDGET, ECONOMIC PLANNING AND MULTILATERAL COORDINATION	1,019,200,000.00	1,019,200,000.00	10,000,000.00	10,957,550.00	1.1%	1,008,242,450.00
023800300100	COMMUNITY AND SOCIAL DEVELOPMENT PROGRAM (CSDP)	930,000,000.00	670,000,000.00	-	73,380,646.20	11.0%	596,619,353.80
023800400100	BAUCHI STATE BUREAU OF STATISTICS	250,000,000.00	250,000,000.00	9,750,000.00	9,750,000.00	3.9%	240,250,000.00
02520000000	MINISTRY OF WATER RESOURCES	10,583,929,584.72	9,783,929,584.72	874,355,500.00	1,350,599,174.00	13.8%	8,433,330,410.72
025200100100	MINISTRY OF WATER RESOURCES	1,715,500,000.00	1,715,500,000.00	87,115,500.00	130,190,950.00	7.6%	1,585,309,050.00
025200200100	BAUCHI STATE URBAN WATER AND SEWERAGES CORPORATION	2,975,500,000.00	2,975,500,000.00	138,990,000.00	562,303,224.00	18.9%	2,413,196,776.00
025200300100	RURAL WATER SUPPLY AND SANITATION AGENCY (RUWASSA)	5,892,929,584.72	5,092,929,584.72	648,250,000.00	658,105,000.00	12.9%	4,434,824,584.72
02530000000	MINISTRY OF HOUSING AND ENVIRONMENT	18,085,200,001.00	19,875,200,001.00	3,732,926,024.89	11,498,920,492.34	57.9%	8,376,279,508.66
025300100100	MINISTRY OF HOUSING AND ENVIRONMENT	15,612,200,000.00	17,402,200,000.00	3,605,690,462.83	11,292,812,972.24	64.9%	6,109,387,027.76
025300200100	BAUCHI STATE ENVIRONMENTAL PROTECTION AGENCY (BASEPA)	2,473,000,001.00	2,473,000,001.00	127,235,562.06	206,107,520.10	8.3%	2,266,892,480.90
02640000000	MIN OF COOPERATIVES & SME DEVELOPMENT	2,010,000,000.00	2,010,000,000.00	-	100,536,500.00	5.0%	1,909,463,500.00
026400100100	MIN OF COOPERATIVES AND SME DEVELOPMENT	2,010,000,000.00	2,010,000,000.00	-	100,536,500.00	5.0%	1,909,463,500.00
02650000000	MINISTRY OF RURAL DEVELOPMENT AND SPECIAL DUTIES	27,332,400,000.00	24,832,400,000.00	7,231,124,850.92	7,246,274,850.92	29.2%	17,586,125,149.08
026500100100	MINISTRY OF RURAL DEVELOPMENT AND SPECIAL DUTIES	24,636,400,000.00	23,636,400,000.00	6,731,124,850.92	6,746,274,850.92	28.5%	16,890,125,149.08
026500200100	RURAL AGRICULTURAL ROAD AGENCY (RARA)	2,663,000,000.00	1,163,000,000.00	500,000,000.00	500,000,000.00	43.0%	663,000,000.00
026500300100	STATE ROAD FUND (SRF)	33,000,000.00	33,000,000.00	-	-	0.0%	33,000,000.00
03000000000	LAW AND JUSTICE	3,673,768,364.48	3,673,768,364.48	190,058,831.53	524,234,220.56	14.3%	3,149,534,143.92
03180000000	JUDICIAL SERVICE COMMISSION	3,115,268,364.48	3,115,268,364.48	183,593,831.53	506,179,220.56	16.2%	2,609,089,143.92
031801100100	JUDICIAL SERVICE COMMISSION	286,700,000.00	286,700,000.00	-	9,628,562.50	3.4%	277,071,437.50
031805100100	THE JUDICIARY	1,927,488,364.48	1,927,488,364.48	183,593,831.53	496,425,658.06	25.8%	1,431,062,706.42
031805300100	SHARIA COURT OF APPEAL	901,080,000.00	901,080,000.00	-	125,000.00	0.0%	900,955,000.00
03260000000	MINISTRY OF JUSTICE	558,500,000.00	558,500,000.00	6,465,000.00	18,055,000.00	3.2%	540,445,000.00
032600100100	MINISTRY OF JUSTICE	58,500,000.00	58,500,000.00	6,095,000.00	17,685,000.00	30.2%	40,815,000.00
032600200100	BAUCHI STATE PUBLIC COMPLAINT AND ANTI-CORRUPTION COMMISSION	500,000,000.00	500,000,000.00	370,000.00	370,000.00	0.1%	499,630,000.00



Bauchi State Government Budget Performance Report 2025 Q2 - Capital Expenditure by Administrative Classification

Code	Administrative Unit	2025 Original Budget	2025 Revised Budget	2025 Q2 Performance	2025 Performance Year to Date (Q1-Q2)	% Performance Year to Date against 2025 Revised Budget	Balance (against Revised Budget)
05000000000	SOCIAL SECTOR	113,685,544,792.60	96,285,544,792.60	10,001,369,581.83	20,261,340,755.41	21.0%	76,024,204,037.19
05140000000	MINISTRY OF WOMEN AFFAIRS AND CHILD DEV.	2,811,000,000.00	2,811,000,000.00	1,624,000.00	1,624,000.00	0.1%	2,809,376,000.00
051400100100	MINISTRY OF WOMEN AFFAIRS AND CHILD DEV.	2,455,000,000.00	2,455,000,000.00	-	-	0.0%	2,455,000,000.00
051400200100	AGENCY FOR ORPHANS AND VULNERABLE CHILDREN (BASOVCA)	356,000,000.00	356,000,000.00	1,624,000.00	1,624,000.00	0.5%	354,376,000.00
05170000000	MINISTRY OF EDUCATION	26,363,510,960.14	23,783,510,960.14	228,998,369.97	2,782,407,028.02	11.7%	21,001,103,932.12
051700100100	MINISTRY OF EDUCATION	14,552,192,000.00	11,552,192,000.00	188,236,869.97	943,122,677.17	8.2%	10,609,069,322.83
051700200100	STATE UNIVERSAL BASIC EDUCATION	8,925,557,110.14	9,345,557,110.14	26,707,500.00	1,796,634,678.88	19.2%	7,548,922,431.26
051700300100	BAUCHI STATE AGENCY FOR MASS EDUCATION	222,000,000.00	222,000,000.00	-	-	0.0%	222,000,000.00
051700400100	SPECIAL SCHOOLS MANAGEMENT BOARD	1,057,000,000.00	1,057,000,000.00	2,390,000.00	4,850,000.00	0.5%	1,052,150,000.00
051700500100	STATE LIBRARY BOARD	1,229,250,000.00	1,229,250,000.00	-	23,223,000.00	1.9%	1,206,027,000.00
051700600100	BAUCHI STATE AGENCY FOR NOMADIC EDUCATION	348,300,000.00	348,300,000.00	11,057,000.00	13,969,671.97	4.0%	334,330,328.03
051700800100	TEACHERS' SERVICE COMMISSION	29,211,850.00	29,211,850.00	607,000.00	607,000.00	2.1%	28,604,850.00
05700000000	MINISTRY OF HIGHER EDUCATION	17,201,889,401.00	13,851,889,401.00	390,265,960.20	1,410,871,539.21	10.2%	12,441,017,861.79
057000100100	MINISTRY OF HIGHER EDUCATION	1,745,200,000.00	1,045,200,000.00	30,424,403.00	130,132,495.95	12.5%	915,067,504.05
057000200100	SAADU ZUNGUR STATE UNIVERSITY, GADAU	1,760,000,000.00	1,960,000,000.00	282,000,000.00	656,100,000.00	33.5%	1,303,900,000.00
057000300100	AMINU SALEH COLLEGE OF EDUCATION, AZARE	694,000,000.00	694,000,000.00	75,341,557.20	339,800,343.26	49.0%	354,199,656.74
057000400100	ADAMU TAFAWA BALEWA COLLEGE OF EDUCATION KANGERE	1,808,600,000.00	908,600,000.00	1,500,000.00	2,074,000.00	0.2%	906,526,000.00
057000500100	ABUBAKAR TATARI ALI POLYTECHNIC, BAUCHI	2,590,439,401.00	2,090,439,401.00	-	-	0.0%	2,090,439,401.00
057000600100	A. D. RUFAI COLLEGE OF EDUCATION, LEGAL AND GENERAL STUDIES, MISAU	836,000,000.00	836,000,000.00	1,000,000.00	31,864,700.00	3.8%	804,135,300.00
057000700100	COLLEGE OF EDUCATION, DASS	6,000,000,000.00	4,550,000,000.00	-	-	0.0%	4,550,000,000.00
057000900100	BAUCHI STATE SCHOLARSHIP BOARD	29,650,000.00	29,650,000.00	-	-	0.0%	29,650,000.00
057001000100	COLLEGE OF AGRICULTURE, BAUCHI	1,738,000,000.00	1,738,000,000.00	-	250,900,000.00	14.4%	1,487,100,000.00
05210000000	MINISTRY OF HEALTH	55,726,380,031.46	47,156,380,031.46	8,366,625,251.66	13,989,495,188.18	29.7%	33,166,884,843.28
052100100100	MINISTRY OF HEALTH	30,014,847,574.58	23,534,847,574.58	3,686,402,638.76	7,024,383,423.21	29.8%	16,510,464,151.37
052100300100	PRIMARY HEALTH CARE DEVELOPMENT AGENCY	14,474,861,636.88	13,474,861,636.88	3,889,584,726.90	5,932,744,378.97	44.0%	7,542,117,257.91
052110200100	HOSPITALS MANAGEMENT BOARD	3,167,500,000.00	3,167,500,000.00	10,000,000.00	19,500,000.00	0.6%	3,148,000,000.00
052110400100	ALIKO DANGOTE COLLEGE OF NURSING AND MIDWIFERY, BAUCHI	291,500,000.00	291,500,000.00	8,465,328.75	15,383,828.75	5.3%	276,116,171.25
052110600100	BILL AND MELINDA GATE COLLEGE OF HEALTH TECHNOLOGY NINGI	250,000,000.00	250,000,000.00	15,000,000.00	39,980,000.00	16.0%	210,020,000.00
052111300100	DRUGS MANAGEMENT AND MEDICAL CONSUMABLES AGENCY (DMMA)	465,500,000.00	465,500,000.00	-	-	0.0%	465,500,000.00
052111500100	SPECIALIST HOSPITAL BAUCHI	1,330,000,000.00	1,330,000,000.00	944,300.00	13,672,300.00	1.0%	1,316,327,700.00
052111600100	BAUCHI STATE AGENCY FOR THE CONTROL OF HIV/AIDS, TUBERCULOSES, LEPROSY AND MAL	396,000,000.00	406,000,000.00	-	23,411,000.00	5.8%	382,589,000.00
052100200100	HEALTH CONTRIBUTORY MANAGEMENT AGENCY	3,449,000,000.00	2,349,000,000.00	561,826,921.25	561,826,921.25	23.9%	1,787,173,078.75
052111700100	BAUCHI STATE HEALTH TRUST FUND	1,887,170,820.00	1,887,170,820.00	194,401,336.00	358,593,336.00	19.0%	1,528,577,484.00
05390000000	MINISTRY OF YOUTH AND SPORTS DEVELOPMENT	1,553,850,000.00	1,553,850,000.00	9,070,000.00	12,157,000.00	0.8%	1,541,693,000.00
053900100100	MINISTRY OF YOUTH AND SPORTS DEVELOPMENT	753,500,000.00	753,500,000.00	9,070,000.00	9,070,000.00	1.2%	744,430,000.00
053900200100	STATE SPORTS COUNCIL	52,500,000.00	52,500,000.00	-	-	0.0%	52,500,000.00
053900300100	WIKKI TOURISTS FOOTBALL CLUB, BAUCHI	27,000,000.00	27,000,000.00	-	3,087,000.00	11.4%	23,913,000.00
053900400100	BAUCHI STATE COMMISSION FOR YOUTH AND WOMEN REHAB AND DEVELOPMENT	720,850,000.00	720,850,000.00	-	-	0.0%	720,850,000.00
05510000000	MINISTRY FOR LOCAL GOVERNMENT AND CHIEFTAINCY AFFAIRS	4,820,000,000.00	3,320,000,000.00	1,004,786,000.00	2,064,786,000.00	62.2%	1,255,214,000.00
055100100100	MINISTRY FOR LOCAL GOVERNMENT AND CHIEFTAINCY AFFAIRS	4,820,000,000.00	3,320,000,000.00	1,004,786,000.00	2,064,786,000.00	62.2%	1,255,214,000.00
05440000000	MINISTRY OF HUMANITARIAN AND DISASTER MANAGEMENT	5,208,914,400.00	3,808,914,400.00	-	-	0.0%	3,808,914,400.00
054400100100	MINISTRY OF HUMANITARIAN AND DISASTER MANAGEMENT	1,931,550,000.00	931,550,000.00	-	-	0.0%	931,550,000.00
054400200100	STATE EMERGENCY MANAGEMENT AGENCY	925,000,000.00	925,000,000.00	-	-	0.0%	925,000,000.00
054400300100	BAUCHI STATE SOCIAL INVESTMENT PROGRAMME (SIP)	704,294,400.00	304,294,400.00	-	-	0.0%	304,294,400.00
054400400100	SUSTAINABLE DEVELOPMENT GOALS (SDGs)	1,293,360,000.00	1,293,360,000.00	-	-	0.0%	1,293,360,000.00
054400500100	AGENCY FOR PERSONS WITH DISABILITY	354,710,000.00	354,710,000.00	-	-	0.0%	354,710,000.00



Table 7: Other Expenditure by Administrative Classification

Bauchi State Government Budget Performance Report 2025 Q2 - Other Expenditure by Administrative Classification

Code	Administrative Unit	2025 Original Budget	2025 Revised Budget	2025 Q2 Performance	2025 Performance Year to Date (Q1-Q2)	% Performance Year to Date against 2025 Revised Budget	Balance (against Revised Budget)
	Total Other Expenditure	35,745,750,000.00	35,845,750,000.00	12,133,007,488.70	23,896,590,933.76	66.7%	11,949,159,066.24
010000000000	ADMINISTRATION SECTOR	1,860,000,000.00	1,560,000,000.00	266,166,000.00	479,060,000.00	30.7%	1,080,940,000.00
016100000000	OFFICE OF THE SECRETARY TO THE STATE GOVERNMENT (SSG)	10,000,000.00	10,000,000.00	-	-	0.0%	10,000,000.00
016100100100	OFFICE OF THE SECRETARY TO THE STATE GOVERNMENT (SSG)	10,000,000.00	10,000,000.00	-	-	0.0%	10,000,000.00
011200000000	BAUCHI STATE HOUSE OF ASSEMBLY	1,000,000,000.00	1,000,000,000.00	246,450,000.00	435,594,000.00	43.6%	564,406,000.00
011200300100	BAUCHI STATE HOUSE OF ASSEMBLY	1,000,000,000.00	1,000,000,000.00	246,450,000.00	435,594,000.00	43.6%	564,406,000.00
015400000000	MINISTRY OF RELIGIOUS AFFAIRS AND SOCIAL WELFARE	350,000,000.00	350,000,000.00	19,716,000.00	43,466,000.00	12.4%	306,534,000.00
015400100100	MINISTRY OF RELIGIOUS AFFAIRS AND SOCIAL WELFARE	250,000,000.00	250,000,000.00	13,500,000.00	37,250,000.00	14.9%	212,750,000.00
015400200100	BAUCHI STATE SHARIAH COMMISSION	100,000,000.00	100,000,000.00	6,216,000.00	6,216,000.00	6.2%	93,784,000.00
012400000000	MINISTRY OF SECURITY AND INTERNAL AFFAIRS	500,000,000.00	200,000,000.00	-	-	0.0%	200,000,000.00
012400100100	MINISTRY OF SECURITY AND INTERNAL AFFAIRS	500,000,000.00	200,000,000.00	-	-	0.0%	200,000,000.00
020000000000	ECONOMIC SECTOR	30,004,250,000.00	31,404,250,000.00	11,300,656,913.70	22,535,218,734.76	71.8%	8,869,031,265.24
022000000000	MINISTRY OF FINANCE-HQTRS	29,888,250,000.00	31,288,250,000.00	11,298,726,913.70	22,533,238,734.76	72.0%	8,755,011,265.24
022000100100	MINISTRY OF FINANCE-HQTRS	29,804,000,000.00	31,204,000,000.00	11,284,730,898.76	22,488,095,883.69	72.1%	8,715,904,116.31
022000800100	BOARD OF INTERNAL REVENUE - STATE	84,250,000.00	84,250,000.00	13,996,014.94	45,142,851.07	53.6%	39,107,148.93
022200000000	MIN OF COMMERCE AND INDUSTRY	110,000,000.00	110,000,000.00	1,880,000.00	1,880,000.00	1.7%	108,120,000.00
022200100100	MIN OF COMMERCE AND INDUSTRY	10,000,000.00	10,000,000.00	1,880,000.00	1,880,000.00	18.8%	8,120,000.00
022206400100	AGENCY FOR SUSTAINABLE MICRO-FINANCE	100,000,000.00	100,000,000.00	-	-	0.0%	100,000,000.00
023300000000	MINISTRY OF NATURAL RESOURCES	5,000,000.00	5,000,000.00	50,000.00	50,000.00	1.0%	4,950,000.00
023300300100	BAUCHI STATE OIL AND GAS ACADEMY, ALKALERI	5,000,000.00	5,000,000.00	50,000.00	50,000.00	1.0%	4,950,000.00
023400000000	MINISTRY OF WORKS AND TRANSPORT	1,000,000.00	1,000,000.00	-	50,000.00	5.0%	950,000.00
023400300100	BAUCHI STATE INFRASTRUCTURE DEVELOPMENT MAINTENANCE AGENCY	1,000,000.00	1,000,000.00	-	50,000.00	5.0%	950,000.00
050000000000	SOCIAL SECTOR	3,881,500,000.00	2,881,500,000.00	566,184,575.00	882,312,199.00	30.6%	1,999,187,801.00
051400000000	MINISTRY OF WOMEN AFFAIRS AND CHILD DEV.	525,000,000.00	325,000,000.00	15,640,000.00	15,640,000.00	4.8%	309,360,000.00
051400100100	MINISTRY OF WOMEN AFFAIRS AND CHILD DEV.	500,000,000.00	300,000,000.00	15,640,000.00	15,640,000.00	5.2%	284,360,000.00
051400200100	AGENCY FOR ORPHANS AND VULNERABLE CHILDREN (BASOVCA)	25,000,000.00	25,000,000.00	-	-	0.0%	25,000,000.00
051700000000	MINISTRY OF EDUCATION	2,920,000,000.00	2,020,000,000.00	472,124,675.00	784,802,299.00	38.9%	1,235,197,701.00
051700100100	MINISTRY OF EDUCATION	2,000,000,000.00	1,500,000,000.00	343,165,460.00	566,618,344.00	37.8%	933,381,656.00
051700200100	STATE UNIVERSAL BASIC EDUCATION	20,000,000.00	20,000,000.00	-	-	0.0%	20,000,000.00
051700400100	SPECIAL SCHOOLS MANAGEMENT BOARD	900,000,000.00	500,000,000.00	128,959,215.00	218,183,955.00	43.6%	281,816,045.00
057000000000	MINISTRY OF HIGHER EDUCATION	117,000,000.00	117,000,000.00	264,900.00	264,900.00	0.2%	116,735,100.00
057000200100	SAADU ZUNGUR STATE UNIVERSITY, GADAU	4,000,000.00	4,000,000.00	-	-	0.0%	4,000,000.00
057000300100	AMINU SALEH COLLEGE OF EDUCATION, AZARE	1,000,000.00	1,000,000.00	164,900.00	164,900.00	16.5%	835,100.00
057000500100	ABUBAKAR TATARI ALI POLYTECHNIC, BAUCHI	5,000,000.00	5,000,000.00	-	-	0.0%	5,000,000.00
057000600100	A. D. RUFAl COLLEGE OF EDUCATION, LEGAL AND GENERAL STUDIES, MISAU	103,000,000.00	103,000,000.00	100,000.00	100,000.00	0.1%	102,900,000.00
057001000100	COLLEGE OF AGRICULTURE, BAUCHI	4,000,000.00	4,000,000.00	-	-	0.0%	4,000,000.00
052100000000	MINISTRY OF HEALTH	34,500,000.00	34,500,000.00	14,405,000.00	17,155,000.00	49.7%	17,345,000.00
052110200100	HOSPITALS MANAGEMENT BOARD	29,000,000.00	29,000,000.00	14,405,000.00	15,205,000.00	52.4%	13,795,000.00
052111500100	SPECIALIST HOSPITAL BAUCHI	5,500,000.00	5,500,000.00	-	1,950,000.00	35.5%	3,550,000.00
053900000000	MINISTRY OF YOUTH AND SPORTS DEVELOPMENT	15,000,000.00	15,000,000.00	-	-	0.0%	15,000,000.00
053900400100	BAUCHI STATE COMMISSION FOR YOUTH AND WOMEN REHAB AND DEVELOPMENT	15,000,000.00	15,000,000.00	-	-	0.0%	15,000,000.00
055100000000	MINISTRY FOR LOCAL GOVERNMENT AND CHIEFTAINCY AFFAIRS	20,000,000.00	20,000,000.00	-	700,000.00	3.5%	19,300,000.00
055100100100	MINISTRY FOR LOCAL GOVERNMENT AND CHIEFTAINCY AFFAIRS	20,000,000.00	20,000,000.00	-	700,000.00	3.5%	19,300,000.00
054400000000	MINISTRY OF HUMANITARIAN AND DISASTER MANAGEMENT	250,000,000.00	350,000,000.00	63,750,000.00	63,750,000.00	18.2%	286,250,000.00
054400100100	MINISTRY OF HUMANITARIAN AND DISASTER MANAGEMENT	250,000,000.00	250,000,000.00	-	-	0.0%	250,000,000.00
054400400100	SUSTAINABLE DEVELOPMENT GOALS (SDGs)	-	100,000,000.00	63,750,000.00	63,750,000.00	63.8%	36,250,000.00



2.D Expenditure by Economic Classification

Table 8: Total Expenditure by Economic Classification

Bauchi State Government Budget Performance Report 2025 Q2 - Total Expenditure by Economic Classification

Code	Economic	2025 Original Budget	2025 Revised Budget	2025 Q2 Performance	2025 Performance Year to Date (Q1-Q2)	% Performance Year to Date against 2025 Revised Budget	Balance (against Revised Budget)
	Total Expenditure	467,085,248,317.12	467,085,248,317.12	92,148,156,120.35	188,986,628,246.91	40.5%	278,098,620,070.21
2	EXPENDITURES	467,085,248,317.12	467,085,248,317.12	92,148,156,120.35	188,986,628,246.91	40.5%	278,098,620,070.21
21	PERSONNEL COST	70,405,378,350.13	70,685,078,349.32	17,624,332,047.99	31,390,150,407.03	44.4%	39,294,927,942.29
2101	SALARY	37,151,863,770.00	33,217,225,598.18	8,016,044,870.39	15,985,281,235.18	48.1%	17,231,944,363.00
210101	SALARIES AND WAGES	37,151,863,770.00	33,217,225,598.18	8,016,044,870.39	15,985,281,235.18	48.1%	17,231,944,363.00
21010101	BASIC SALARY	24,609,474,161.93	31,456,398,779.24	7,800,438,988.13	15,554,455,618.10	49.4%	15,901,943,161.14
21010103	CONSOLIDATED REVENUE FUND CHARGE- SALARIES	1,793,752,855.00	1,343,752,855.00	163,145,566.36	308,824,687.28	23.0%	1,034,928,167.72
21010104	FIXED SALARY	266,000,000.00	331,734,000.00	52,460,315.90	122,000,929.80	36.8%	209,733,070.20
21010105	SERVICE WIDE VOTE (PERSONNEL COST)	10,482,636,753.07	85,339,963.94	-	-	0.0%	85,339,963.94
2102	ALLOWANCES AND SOCIAL CONTRIBUTION	19,602,509,348.13	23,541,029,337.62	7,015,434,120.84	10,826,900,889.83	46.0%	12,714,128,447.79
210201	ALLOWANCES	15,282,803,874.36	19,711,067,901.37	4,006,522,705.88	7,807,756,417.70	39.6%	11,903,311,483.67
21020101	Academic Allowance	186,448.00	186,448.00	-	-	0.0%	186,448.00
21020102	Call Duty Allowance	578,831,786.20	817,627,480.98	168,737,029.49	335,779,840.94	41.1%	481,847,640.04
21020104	Clothing Allowance	7,072,163.82	7,072,163.82	-	-	0.0%	7,072,163.82
21020106	CONHESS 20% Increment	920,260,392.15	320,260,392.15	-	-	0.0%	320,260,392.15
21020107	Consolidated Allowance	1,528,746,413.65	2,333,319,285.34	659,728,531.29	1,306,245,187.41	56.0%	1,027,074,097.93
21020108	Constituency Allowance	53,962.32	53,962.32	-	-	0.0%	53,962.32
21020109	Contract Addition Allowance	1,733,282.29	1,683,282.29	-	-	0.0%	1,683,282.29
21020110	Civil Service Commission Allowance	6,348,269.29	6,348,269.29	-	-	0.0%	6,348,269.29
21020111	Domestic Staff Allowance	185,489,518.44	287,685,642.61	64,402,413.31	125,599,310.47	43.7%	162,086,332.14
21020113	Endorsement Allowance	607,450.00	607,450.00	-	-	0.0%	607,450.00
21020114	Exam Sup. Allowance	215,633,498.23	359,178,485.77	87,520,655.42	138,706,401.66	38.6%	220,472,084.10
21020115	Excess Workload Allowance	1,336,000.00	1,336,000.00	52,000.00	130,000.00	9.7%	1,206,000.00
21020116	Field Vist Allowance	108,492,140.76	114,471,748.85	22,108,213.28	42,336,334.22	37.0%	72,135,414.63
21020117	Furniture Allowance	534,051,194.12	875,282,071.16	208,023,278.42	408,412,402.03	46.7%	466,869,669.13
21020118	Hardship Allowance	230,250,473.28	241,248,141.46	46,818,872.46	74,066,448.61	30.7%	167,181,692.85
21020119	Hazard Allowance	1,049,817,616.27	1,446,979,535.71	321,977,218.40	635,341,074.08	43.9%	811,638,461.63
21020121	ICT Allowance	5,204,400.00	5,204,400.00	1,029,076.57	2,089,025.85	40.1%	3,115,374.15
21020122	INCEP Allowance Non-Percentage	3,360,000.00	3,360,000.00	720,000.00	1,440,000.00	42.9%	1,920,000.00
21020123	Inducement Allowance	493,150,388.59	631,434,887.69	117,296,152.45	215,567,859.13	34.1%	415,867,028.56
21020124	Judicial Allowance	444,167,169.58	444,167,169.58	74,067,246.88	139,410,189.69	31.4%	304,756,979.89
21020125	Legislative Duty Allowance	65,843,220.26	65,843,220.26	6,410,190.25	11,892,218.18	18.1%	53,951,002.08
21020126	Meal Subsidy Allowance	434,133,483.55	436,658,467.34	26,738,512.22	52,106,552.24	11.9%	384,551,915.10
21020127	Medical Allowance	72,576,726.28	76,282,838.76	8,287,494.37	17,490,328.56	22.9%	58,792,510.20
21020128	Medical/Books Allowance	2,015,412.00	2,015,412.00	-	-	0.0%	2,015,412.00
21020129	Motorcycle Allowance	174,000.00	174,000.00	-	-	0.0%	174,000.00
21020130	Newspaper Allowance	7,218,987.72	7,264,856.28	1,313,614.71	2,674,024.56	36.8%	4,590,831.72
21020132	Outfit Allowance Across MDAs	217,341,658.55	309,809,493.45	78,865,069.55	118,758,469.15	38.3%	191,051,024.30
21020134	Personal Asst Allowance	55,627,498.88	55,627,498.88	2,305,354.36	3,880,923.03	7.0%	51,746,575.85
21020135	Project Allowance	93,097,842.58	99,229,539.11	21,288,659.44	41,485,886.57	41.8%	57,743,652.54
21020137	Rent Subsidy Allowance	3,861,989,636.20	5,713,198,701.39	1,315,432,491.62	2,601,591,464.88	45.5%	3,111,607,236.51
21020138	Research Journal Allowance	268,868,812.40	316,228,409.46	32,630,083.07	64,295,509.87	20.3%	251,932,899.59
21020139	Responsibility Allowance	32,160,715.56	43,797,103.08	7,762,099.17	21,524,198.34	49.1%	22,272,904.74



Bauchi State Government Budget Performance Report 2025 Q2 - Total Expenditure by Economic Classification

Code	Economic	2025 Original Budget	2025 Revised Budget	2025 Q2 Performance	2025 Performance Year to Date (Q1-Q2)	% Performance Year to Date against 2025 Revised Budget	Balance (against Revised Budget)
21020140	Robe Allowance	76,527,478.74	125,009,327.19	28,949,982.62	56,217,979.57	45.0%	68,791,347.62
21020141	Rural Posting Allowance	728,679,134.88	730,679,134.88	3,945,385.85	6,053,161.07	0.8%	724,625,973.81
21020142	Secretarial Allowance Non-Percentage	59,792,440.20	59,792,440.20	-	-	0.0%	59,792,440.20
21020143	Shift Duty Allowance Across MDAs	465,289,441.34	530,694,446.64	78,911,634.09	165,034,871.85	31.1%	365,659,574.79
21020144	Special Asst Allowance	1,280,000.00	5,080,000.00	2,070,000.00	2,340,000.00	46.1%	2,740,000.00
21020145	Specialist Allowance Non-Percentage	34,474,851.00	34,474,851.00	320,564.60	495,823.75	1.4%	33,979,027.25
21020146	Teaching Allowance	153,029,261.24	153,429,260.24	3,197,324.32	8,509,109.13	5.5%	144,920,151.11
21020147	Teaching Practice/SIWES Allowance	255,499,838.09	280,202,225.11	50,901,246.62	99,336,052.92	35.5%	180,866,172.19
21020148	Transport Allowance	682,261,728.25	1,149,635,549.14	272,525,610.17	535,538,993.23	46.6%	614,096,555.91
21020149	Teachers Salary Scale Allowance	722,974,516.33	722,974,516.33	116,803,895.90	233,672,548.52	32.3%	489,301,967.81
21020150	Uniform Allowance	539,980.00	2,051,424.81	476,743.62	1,011,444.81	49.3%	1,039,980.00
21020151	Utility Allowance	424,432,156.96	634,128,671.18	148,877,646.88	291,697,238.40	46.0%	342,431,432.78
21020152	Vehicle Maintenance Allowance	31,304,372.48	34,193,015.36	6,662,318.54	13,547,942.72	39.6%	20,645,072.64
21020153	Wardrobe Allow.	17,328,734.80	18,028,734.80	700,000.00	700,000.00	3.9%	17,328,734.80
21020154	Warm Clothing/Tea Allowance for Information Technology Staff	852,661.68	2,157,401.34	459,547.21	1,074,739.66	49.8%	1,082,661.68
21020155	Workshop Allowance	3,318,693.26	4,820,785.96	1,027,386.81	2,097,000.69	43.5%	2,723,785.27
21020156	Visiting Allowance	20,000,000.00	20,000,000.00	5,090,000.00	6,339,000.00	31.7%	13,661,000.00
21020157	Entertainment Allowance	85,237,100.58	85,938,836.61	10,344,047.88	19,657,480.52	22.9%	66,281,356.09
21020158	Leave Transport Grant Allowance	4,108,978.93	4,108,978.93	-	-	0.0%	4,108,978.93
21020160	Farm Consultation Allowance	57,270,420.62	57,270,420.62	1,745,114.04	3,609,381.39	6.3%	53,661,039.23
21020161	Peculiar Allowance	32,761,524.00	32,761,524.00	-	-	0.0%	32,761,524.00
210202	SOCIAL CONTRIBUTIONS	4,319,705,473.77	3,829,961,436.25	3,008,911,414.96	3,019,144,472.13	78.8%	810,816,964.12
21020202	CONTRIBUTORY PENSION (EMPLOYERS)	4,262,105,473.77	3,772,361,436.25	3,008,911,414.96	3,017,627,981.24	80.0%	754,733,455.01
21020203	GROUP LIFE INSURANCE	50,000,000.00	50,000,000.00	-	-	0.0%	50,000,000.00
21020204	EMPLOYEES COMPENSATION FUND	7,600,000.00	7,600,000.00	-	1,516,490.89	20.0%	6,083,509.11
2103	SOCIAL BENEFITS	13,651,005,232.00	13,926,823,413.52	2,592,853,056.76	4,577,968,282.02	32.9%	9,348,855,131.50
210301	SOCIAL BENEFITS	13,651,005,232.00	13,926,823,413.52	2,592,853,056.76	4,577,968,282.02	32.9%	9,348,855,131.50
21030101	GRATUITY	5,151,005,232.00	5,426,823,413.52	433,051,398.71	1,110,040,868.13	20.5%	4,316,782,545.39
21030102	PENSION	8,500,000,000.00	8,500,000,000.00	2,159,801,658.05	3,467,927,413.89	40.8%	5,032,072,586.11
22	OTHER RECURRENT COSTS	112,655,894,348.43	121,021,194,349.24	32,468,607,264.04	65,901,770,285.91	54.5%	55,119,424,063.33
2202	OVERHEAD COST	76,910,144,348.43	85,175,444,349.24	20,335,599,775.34	42,005,179,352.15	49.3%	43,170,264,997.09
220201	TRAVEL & TRANSPORT - GENERAL	5,034,168,664.05	6,798,168,664.05	2,295,343,304.17	3,655,273,692.65	53.8%	3,142,894,971.40
22020101	LOCAL TRAVEL & TRANSPORT: TRAINING	1,248,856,101.00	955,856,101.00	90,092,187.88	151,927,870.91	15.9%	803,928,230.09
22020102	LOCAL TRAVEL & TRANSPORT: OTHERS	2,177,740,002.00	2,534,740,002.00	675,443,781.29	996,089,625.22	39.3%	1,538,650,376.78
22020103	INTERNATIONAL TRAVEL & TRANSPORT: TRAINING	472,995,103.00	172,995,103.00	-	-	0.0%	172,995,103.00
22020104	INTERNATIONAL TRAVEL & TRANSPORT: OTHERS	1,134,577,458.05	3,134,577,458.05	1,529,807,335.00	2,507,256,196.52	80.0%	627,321,261.53
220202	UTILITIES - GENERAL	1,632,410,618.40	2,133,010,618.40	556,468,083.71	1,046,588,734.25	49.1%	1,086,421,884.15
22020201	ELECTRICITY CHARGES	999,156,000.00	1,499,756,000.00	531,669,183.71	1,005,256,884.25	67.0%	494,499,115.75
22020202	TELEPHONE CHARGES	90,226,618.40	90,226,618.40	1,943,800.00	3,366,350.00	3.7%	86,860,268.40
22020203	INTERNET ACCESS CHARGES	257,880,500.00	257,880,500.00	8,025,500.00	18,640,200.00	7.2%	239,240,300.00
22020204	SATELLITE BROADCASTING ACCESS CHARGES	93,430,000.00	93,430,000.00	5,934,600.00	6,518,200.00	7.0%	86,911,800.00
22020205	WATER RATES	55,141,500.00	55,141,500.00	1,182,500.00	1,503,750.00	2.7%	53,637,750.00
22020206	SEWAGE CHARGES	2,400,000.00	2,400,000.00	185,000.00	185,000.00	7.7%	2,215,000.00
22020210	SOFTWARE CHARGES/ LICENCE RENEWAL	134,176,000.00	134,176,000.00	7,527,500.00	11,118,350.00	8.3%	123,057,650.00



Bauchi State Government Budget Performance Report 2025 Q2 - Total Expenditure by Economic Classification

Code	Economic	2025 Original Budget	2025 Revised Budget	2025 Q2 Performance	2025 Performance Year to Date (Q1-Q2)	% Performance Year to Date against 2025 Revised Budget	Balance (against Revised Budget)
220203	MATERIALS & SUPPLIES - GENERAL	6,902,401,641.00	6,759,601,641.00	521,269,656.12	1,808,285,123.31	26.8%	4,951,316,517.69
22020301	OFFICE STATIONERIES/COMPUTER CONSUMABLES	1,054,713,600.00	1,076,713,600.00	154,723,562.00	315,498,157.24	29.3%	761,215,442.76
22020302	BOOKS	104,545,000.00	104,545,000.00	1,762,500.00	2,941,700.00	2.8%	101,603,300.00
22020303	NEWSPAPERS	33,396,300.00	33,396,300.00	1,915,350.00	2,295,850.00	6.9%	31,100,450.00
22020304	MAGAZINES & PERIODICALS	60,193,500.00	60,393,500.00	8,271,700.00	9,401,200.00	15.6%	50,992,300.00
22020305	PRINTING OF NON SECURITY DOCUMENTS	1,181,622,050.00	1,186,622,050.00	70,339,344.62	148,999,009.85	12.6%	1,037,623,040.15
22020306	PRINTING OF SECURITY DOCUMENTS	376,150,000.00	376,150,000.00	35,480,356.50	91,281,867.75	24.3%	284,868,132.25
22020307	DRUGS/LABORATORY/MEDICAL SUPPLIES	992,073,411.00	792,073,411.00	29,478,220.00	40,556,675.47	5.1%	751,516,735.53
22020308	FIELD & CAMPING MATERIALS SUPPLIES	28,858,000.00	28,858,000.00	421,250.00	2,688,250.00	9.3%	26,169,750.00
22020309	UNIFORMS & OTHER CLOTHING	243,861,500.00	243,861,500.00	1,511,500.00	1,981,400.00	0.8%	241,880,100.00
22020310	TEACHING AIDS / INSTRUCTION MATERIALS	265,100,000.00	265,100,000.00	34,868,000.00	53,465,440.00	20.2%	211,634,560.00
22020311	FOOD STUFF / CATERING MATERIALS SUPPLIES	2,510,888,280.00	2,540,888,280.00	144,822,850.00	1,099,085,550.00	43.3%	1,441,802,730.00
22020312	PRODUCTION, PUBLICATION AND CIRCULATION OF ANNUAL FINANCIAL STATEMENTS	32,000,000.00	32,000,000.00	28,844,023.00	28,844,023.00	90.1%	3,155,977.00
22020313	PRODUCTION OF REPORTS TO PUBLIC ACCOUNTS COMMITTEE (PAC)	19,000,000.00	19,000,000.00	8,831,000.00	11,246,000.00	59.2%	7,754,000.00
220204	MAINTENANCE SERVICES - GENERAL	5,150,547,763.30	5,439,547,763.30	642,589,974.02	1,547,218,848.75	28.4%	3,892,328,914.55
22020401	MAINTENANCE OF MOTOR VEHICLE/TRANSPORT EQUIPMENT	1,003,047,700.00	1,104,047,700.00	160,165,731.94	329,969,501.66	29.9%	774,078,198.34
22020402	MAINTENANCE OF OFFICE FURNITURE	377,050,994.00	477,050,994.00	18,136,800.00	108,000,500.00	22.6%	369,050,494.00
22020403	MAINTENANCE OF OFFICE BUILDING / RESIDENTIAL QTRS	887,169,200.00	918,169,200.00	64,467,450.00	380,870,724.66	41.5%	537,298,475.34
22020404	MAINTENANCE OF OFFICE / IT EQUIPMENTS	393,657,200.00	404,657,200.00	26,589,366.00	55,981,491.17	13.8%	348,675,708.83
22020405	MAINTENANCE OF PLANTS/GENERATORS	421,366,337.00	432,366,337.00	30,604,200.00	63,512,266.85	14.7%	368,854,070.15
22020406	OTHER MAINTENANCE SERVICES	1,771,506,332.30	1,806,506,332.30	279,735,432.78	524,846,871.11	29.1%	1,281,659,461.19
22020410	MAINTENANCE OF STREET LIGHTINGS	56,050,000.00	56,050,000.00	19,254,493.30	26,291,493.30	46.9%	29,758,506.70
22020411	MAINTENANCE OF COMMUNICATION EQUIPMENT	40,500,000.00	40,500,000.00	3,340,000.00	5,737,000.00	14.2%	34,763,000.00
22020412	MAINTENANCE OF MARKETS/PUBLIC PLACES	45,200,000.00	45,200,000.00	80,000.00	99,500.00	0.2%	45,100,500.00
22020413	MINOR ROAD MAINTENANCE	155,000,000.00	155,000,000.00	40,216,500.00	51,909,500.00	33.5%	103,090,500.00
220205	TRAINING - GENERAL	5,804,664,106.55	4,529,664,106.55	396,397,879.30	762,348,296.67	16.8%	3,767,315,809.88
22020501	LOCAL TRAINING	5,190,714,106.55	4,215,714,106.55	394,597,879.30	760,548,296.67	18.0%	3,455,165,809.88
22020502	INTERNATIONAL TRAINING	613,950,000.00	313,950,000.00	1,800,000.00	1,800,000.00	0.6%	312,150,000.00
220206	OTHER SERVICES - GENERAL	13,164,391,414.00	14,646,391,414.00	5,841,725,683.18	11,464,527,669.28	78.3%	3,181,863,744.72
22020601	SECURITY SERVICES	3,245,400,001.00	2,545,400,001.00	527,467,271.00	905,758,611.75	35.6%	1,639,641,389.25
22020602	OFFICE RENT	119,500,000.00	129,500,000.00	7,980,000.00	11,957,000.00	9.2%	117,543,000.00
22020603	RESIDENTIAL RENT	727,200,000.00	727,200,000.00	69,571,032.67	216,592,143.73	29.8%	510,607,856.27
22020604	SECURITY VOTE (INCLUDING OPERATIONS)	8,003,000,000.00	10,003,000,000.00	5,094,079,000.00	9,964,064,000.00	99.6%	38,936,000.00
22020605	CLEANING & FUMIGATION SERVICES	891,791,413.00	1,051,791,413.00	133,780,379.51	356,825,913.80	33.9%	694,965,499.20
22020606	LAND USE CHARGES	1,500,000.00	13,500,000.00	8,848,000.00	9,330,000.00	69.1%	4,170,000.00
22020607	RESCUE SERVICES	176,000,000.00	176,000,000.00	-	-	0.0%	176,000,000.00
220207	CONSULTING & PROFESSIONAL SERVICES - GENERAL	10,213,572,007.55	13,213,572,007.55	4,251,682,653.45	10,583,196,179.67	80.1%	2,630,375,827.88
22020701	FINANCIAL CONSULTING	8,162,375,000.00	11,162,375,000.00	4,041,961,253.45	10,162,504,606.12	91.0%	999,870,393.88
22020702	INFORMATION TECHNOLOGY CONSULTING	168,357,007.55	168,357,007.55	1,500,000.00	1,500,000.00	0.9%	166,857,007.55
22020703	LEGAL SERVICES	974,700,000.00	974,700,000.00	122,798,000.00	240,709,000.00	24.7%	733,991,000.00
22020704	ENGINEERING SERVICES	171,600,000.00	171,600,000.00	1,955,000.00	2,062,000.00	1.2%	169,538,000.00
22020705	ARCHITECTURAL SERVICES	15,120,000.00	15,120,000.00	-	-	0.0%	15,120,000.00
22020706	SURVEYING SERVICES	147,920,000.00	147,920,000.00	2,775,000.00	9,856,250.00	6.7%	138,063,750.00
22020707	AGRICULTURAL CONSULTING	2,500,000.00	2,500,000.00	-	-	0.0%	2,500,000.00
22020708	MEDICAL CONSULTING	526,500,000.00	526,500,000.00	80,583,400.00	160,708,698.55	30.5%	365,791,301.45
22020709	AUDITING OF ACCOUNTS	44,500,000.00	44,500,000.00	110,000.00	5,855,625.00	13.2%	38,644,375.00



Bauchi State Government Budget Performance Report 2025 Q2 - Total Expenditure by Economic Classification

Code	Economic	2025 Original Budget	2025 Revised Budget	2025 Q2 Performance	2025 Performance Year to Date (Q1-Q2)	% Performance Year to Date against 2025 Revised Budget	Balance (against Revised Budget)
220208	FUEL & LUBRICANTS - GENERAL	3,779,397,400.00	3,680,897,400.00	659,100,437.05	1,140,558,526.19	31.0%	2,540,338,873.81
22020801	MOTOR VEHICLE FUEL COST	1,750,678,400.00	1,623,678,400.00	242,076,967.05	451,311,270.88	27.8%	1,172,367,129.12
22020802	OTHER TRANSPORT EQUIPMENT FUEL COST	65,100,000.00	65,100,000.00	7,729,850.00	9,856,066.00	15.1%	55,243,934.00
22020803	PLANT / GENERATOR FUEL COST	1,963,619,000.00	1,992,119,000.00	409,293,620.00	679,391,189.31	34.1%	1,312,727,810.69
220209	FINANCIAL CHARGES - GENERAL	192,537,310.32	210,537,310.32	15,368,819.02	40,446,897.44	19.2%	170,090,412.88
22020901	BANK CHARGES (OTHER THAN INTEREST)	101,117,310.32	119,117,310.32	15,358,838.11	39,757,653.86	33.4%	79,359,656.46
22020902	INSURANCE PREMIUM	88,600,000.00	88,600,000.00	-	640,710.00	0.7%	87,959,290.00
22020904	OTHER CRF BANK CHARGES	2,820,000.00	2,820,000.00	9,980.91	48,533.58	1.7%	2,771,466.42
220210	MISCELLANEOUS EXPENSES GENERAL	25,036,053,423.26	27,764,053,424.06	5,155,653,285.32	9,956,735,383.94	35.9%	17,807,318,040.12
22021001	REFRESHMENT & MEALS	1,367,590,280.00	1,401,590,280.00	199,593,159.37	373,147,766.06	26.6%	1,028,442,513.94
22021002	HONORARIUM & SITTING ALLOWANCE	3,191,689,010.00	3,656,689,010.00	773,365,008.69	1,566,507,491.73	42.8%	2,090,181,518.27
22021003	PUBLICITY & ADVERTISEMENTS	1,467,231,210.00	1,639,231,210.00	452,155,974.87	847,933,275.11	51.7%	791,297,934.89
22021004	MEDICAL EXPENSES-LOCAL	498,450,000.00	511,450,000.00	49,556,405.00	157,111,805.00	30.7%	354,338,195.00
22021005	FOREIGN SCHOLARSHIP SCHEME	501,500,000.00	501,500,000.00	-	5,150,000.00	1.0%	496,350,000.00
22021006	POSTAGES & COURIER SERVICES	35,341,660.00	41,641,660.00	3,183,000.00	9,237,300.00	22.2%	32,404,360.00
22021007	WELFARE PACKAGES	6,729,311,742.00	8,043,311,742.00	2,414,324,441.93	4,096,491,743.28	50.9%	3,946,819,998.72
22021008	SUBSCRIPTION TO PROFESSIONAL BODIES	619,462,350.00	619,462,350.00	22,685,077.50	59,722,627.17	9.6%	559,739,722.83
22021009	SPORTING ACTIVITIES	789,885,084.00	929,885,084.00	320,012,525.00	540,988,460.00	58.2%	388,896,624.00
22021010	DIRECT TEACHING & LABORATORY COST	161,700,000.00	161,700,000.00	40,780,362.36	66,679,154.36	41.2%	95,020,845.64
22021011	TAKE UP GRANT	200,000,000.00	200,000,000.00	31,501,900.00	106,501,900.00	53.3%	93,498,100.00
22021012	REFUNDS GENERAL	9,500,000.00	9,500,000.00	47,000.00	69,500.00	0.7%	9,430,500.00
22021014	ANNUAL BUDGET EXPENSES & ADMINISTRATION	139,600,000.00	239,600,000.00	63,750,875.00	79,359,575.00	33.1%	160,240,425.00
22021019	MEDICAL EXPENSES-INTERNATIONAL	430,000,000.00	1,330,000,000.00	261,157,059.00	950,316,622.90	71.5%	379,683,377.10
22021020	ELECTION-LOGISTICS SUPPORT	192,915,639.00	192,915,639.00	62,884,399.30	63,884,399.30	33.1%	129,031,239.70
22021021	SPECIAL DAYS/CELEBRATIONS	1,107,400,000.00	1,107,400,000.00	138,561,499.75	334,479,874.88	30.2%	772,920,125.12
22021037	MARGIN FOR INCREASE IN COSTS	13,800,000.00	13,800,000.00	-	-	0.0%	13,800,000.00
22021042	RECURRENT ADJUSTMENT	51,150,000.00	51,150,000.00	23,231,350.00	23,231,350.00	45.4%	27,918,650.00
22021043	SETTLEMENT OF HOTEL ACCOMMODATION	478,000,000.00	478,000,000.00	52,002,747.55	103,473,129.15	21.6%	374,526,870.85
22021044	GENDER	40,000,000.00	40,000,000.00	-	9,000,000.00	22.5%	31,000,000.00
22021045	RECRUITMENT/APPOINTMENT	6,500,000.00	6,500,000.00	-	-	0.0%	6,500,000.00
22021046	PROMOTION (SERVICE WIDE)	242,000,000.00	242,000,000.00	-	11,842,750.00	4.9%	230,157,250.00
22021047	SERVICE WIDE VOTE	3,613,026,448.26	4,196,726,449.06	-	-	0.0%	4,196,726,449.06
22021048	CENSUS LOGISTICS	520,000,000.00	520,000,000.00	-	-	0.0%	520,000,000.00
22021049	LOCAL SCHOLARSHIP SCHEME	1,700,000,000.00	1,200,000,000.00	200,000,000.00	466,990,000.00	38.9%	733,010,000.00
22021050	OPEN GOVERNANCE PARTNERSHIP (OGP) ACTIVITIES	70,000,000.00	70,000,000.00	-	19,028,360.00	27.2%	50,971,640.00
22021051	PAYMENT FOR EXAMINATION	850,000,000.00	350,000,000.00	41,360,500.00	59,788,300.00	17.1%	290,211,700.00
22021052	WHISTLE BLOWING EXPENSES	10,000,000.00	10,000,000.00	5,500,000.00	5,800,000.00	58.0%	4,200,000.00
2204	GRANTS AND CONTRIBUTIONS GENERAL	2,834,000,000.00	2,434,000,000.00	351,850,900.00	587,474,575.68	24.1%	1,846,525,424.32
220401	LOCAL GRANTS AND CONTRIBUTIONS	2,834,000,000.00	2,434,000,000.00	351,850,900.00	587,474,575.68	24.1%	1,846,525,424.32
22040103	GRANT TO LOCAL GOVERNMENTS - CURRENT	20,500,000.00	20,500,000.00	-	-	0.0%	20,500,000.00
22040105	GRANTS TO GOVERNMENT OWNED COMPANIES - CURRENT	4,500,000.00	4,500,000.00	-	-	0.0%	4,500,000.00
22040107	GRANT TO PRIVATE COMPANIES - CURRENT	100,000,000.00	100,000,000.00	-	-	0.0%	100,000,000.00
22040109	GRANTS TO COMMUNITIES/NGOs	2,709,000,000.00	2,309,000,000.00	351,850,900.00	587,474,575.68	25.4%	1,721,525,424.32
2205	SUBSIDIES GENERAL	3,059,500,000.00	2,159,500,000.00	486,529,675.00	801,957,299.00	37.1%	1,357,542,701.00
220501	SUBSIDY TO PUBLIC/PUBLIC INSTITUTIONS	3,059,500,000.00	2,159,500,000.00	486,529,675.00	801,957,299.00	37.1%	1,357,542,701.00
22050102	MEAL SUBSIDY	3,059,500,000.00	2,159,500,000.00	486,529,675.00	801,957,299.00	37.1%	1,357,542,701.00



Bauchi State Government Budget Performance Report 2025 Q2 - Total Expenditure by Economic Classification

Code	Economic	2025 Original Budget	2025 Revised Budget	2025 Q2 Performance	2025 Performance Year to Date (Q1-Q2)	% Performance Year to Date against 2025 Revised Budget	Balance (against Revised Budget)
2206	PUBLIC DEBT CHARGES	29,800,000,000.00	31,200,000,000.00	11,284,730,898.76	22,488,095,883.69	72.1%	8,711,904,116.31
220601	FOREIGN INTEREST / DISCOUNT	5,000,000,000.00	5,000,000,000.00	1,500,487,128.45	4,317,555,745.41	86.4%	682,444,254.59
22060101	FOREIGN INTEREST /DISCOUNT - LONG TERM BORROWINGS	5,000,000,000.00	5,000,000,000.00	1,500,487,128.45	4,317,555,745.41	86.4%	682,444,254.59
220602	DOMESTIC INTEREST / DISCOUNT	6,150,000,000.00	7,550,000,000.00	4,623,765,965.23	5,831,081,086.79	77.2%	1,718,918,913.21
22060201	DOMESTIC INTEREST /DISCOUNT - SHORT TERM BORROWINGS	6,000,000,000.00	6,000,000,000.00	4,623,765,965.23	4,623,765,965.23	77.1%	1,376,234,034.77
22060202	DOMESTIC INTEREST /DISCOUNT - LONG TERM BORROWINGS	150,000,000.00	1,550,000,000.00	-	1,207,315,121.56	77.9%	342,684,878.44
220603	FOREIGN PRINCIPAL	11,500,000,000.00	11,500,000,000.00	2,605,262,523.90	7,313,252,188.49	63.6%	4,186,747,811.51
22060302	FOREIGN PRINCIPAL - LONG TERM BORROWINGS	11,500,000,000.00	11,500,000,000.00	2,605,262,523.90	7,313,252,188.49	63.6%	4,186,747,811.51
220604	DOMESTIC PRINCIPAL	7,150,000,000.00	7,150,000,000.00	2,555,215,281.18	5,026,206,862.99	70.3%	2,123,793,137.01
22060401	DOMESTIC PRINCIPAL - SHORT TERM BORROWINGS	150,000,000.00	150,000,000.00	-	-	0.0%	150,000,000.00
22060402	DOMESTIC PRINCIPAL - LONG TERM BORROWINGS	7,000,000,000.00	7,000,000,000.00	2,555,215,281.18	5,026,206,862.99	71.8%	1,973,793,137.01
2207	TRANSFERS-PAYMENT	52,250,000.00	52,250,000.00	9,896,014.94	19,063,175.39	36.5%	33,186,824.61
220701	TRANSFER TO FUND RECURRENT EXPENDITURE-PAYMENT	52,250,000.00	52,250,000.00	9,896,014.94	19,063,175.39	36.5%	33,186,824.61
22070105	5% MDAs IGR Cost of Collection	52,250,000.00	52,250,000.00	9,896,014.94	19,063,175.39	36.5%	33,186,824.61
23	CAPITAL EXPENDITURE	284,023,975,618.56	275,378,975,618.56	42,055,216,808.32	91,694,707,553.97	33.3%	183,684,268,064.59
2301	FIXED ASSETS PURCHASED	62,578,173,534.98	59,668,173,534.98	9,419,641,538.01	13,990,283,766.43	23.4%	45,677,889,768.55
230101	PURCHASE OF FIXED ASSETS - GENERAL	62,578,173,534.98	59,668,173,534.98	9,419,641,538.01	13,990,283,766.43	23.4%	45,677,889,768.55
23010101	PURCHASE / ACQUISITION OF LAND	6,890,000,001.00	4,990,000,001.00	496,611,816.43	753,031,140.22	15.1%	4,236,968,860.78
23010102	PURCHASE OF OFFICE BUILDINGS	50,000,000.00	50,000,000.00	-	-	0.0%	50,000,000.00
23010103	PURCHASE OF RESIDENTIAL BUILDINGS	12,000,000.00	12,000,000.00	-	-	0.0%	12,000,000.00
23010104	PURCHASE MOTOR CYCLES	540,184,400.00	540,184,400.00	10,000,000.00	12,000,000.00	2.2%	528,184,400.00
23010105	PURCHASE OF MOTOR VEHICLES	5,369,588,364.48	9,369,588,364.48	3,772,555,080.00	5,824,289,080.00	62.2%	3,545,299,284.48
23010106	PURCHASE OF VANS	702,500,000.00	732,500,000.00	5,740,000.00	83,870,000.00	11.4%	648,630,000.00
23010107	PURCHASE OF TRUCKS	1,540,000,000.00	1,540,000,000.00	-	-	0.0%	1,540,000,000.00
23010108	PURCHASE OF BUSES	583,000,000.00	583,000,000.00	-	3,900,000.00	0.7%	579,100,000.00
23010112	PURCHASE OF OFFICE FURNITURE AND FITTINGS	2,821,567,335.18	2,861,567,335.18	43,846,804.05	126,293,066.55	4.4%	2,735,274,268.63
23010113	PURCHASE OF COMPUTERS	1,346,815,000.00	1,356,815,000.00	19,573,600.00	34,206,600.00	2.5%	1,322,608,400.00
23010114	PURCHASE OF COMPUTER PRINTERS	163,600,000.00	163,600,000.00	3,085,000.00	3,643,500.00	2.2%	159,956,500.00
23010115	PURCHASE OF PHOTOCOPYING MACHINES	192,050,000.00	192,050,000.00	3,187,000.00	6,862,000.00	3.6%	185,188,000.00
23010117	PURCHASE OF SHREDDING MACHINES	12,000,000.00	12,000,000.00	-	-	0.0%	12,000,000.00
23010118	PURCHASE OF SCANNERS	344,471,026.00	344,471,026.00	450,000.00	853,500.00	0.2%	343,617,526.00
23010119	PURCHASE OF POWER GENERATING SET	1,568,712,108.63	1,568,712,108.63	23,826,316.77	136,547,856.56	8.7%	1,432,164,252.07
23010120	PURCHASE OF CANTEEN / KITCHEN EQUIPMENT	165,000,000.00	165,000,000.00	-	-	0.0%	165,000,000.00
23010121	PURCHASE OF RESIDENTIAL FURNITURE	35,000,000.00	35,000,000.00	-	-	0.0%	35,000,000.00
23010122	PURCHASE OF HEALTH / MEDICAL EQUIPMENT	18,126,306,820.00	16,026,306,820.00	4,349,787,404.76	5,706,948,404.76	35.6%	10,319,358,415.24
23010123	PURCHASE OF FIRE FIGHTING EQUIPMENT	111,090,000.00	111,090,000.00	1,765,050.00	9,445,050.00	8.5%	101,644,950.00
23010124	PURCHASE OF TEACHING / LEARNING AID EQUIPMENT	5,850,800,000.00	5,190,800,000.00	81,707,500.00	442,678,400.00	8.5%	4,748,121,600.00
23010125	PURCHASE OF LIBRARY BOOKS & EQUIPMENT	427,150,000.00	427,150,000.00	12,850,000.00	21,650,000.00	5.1%	405,500,000.00
23010126	PURCHASE OF SPORTING / GAMING EQUIPMENT	206,592,851.69	206,592,851.69	9,070,000.00	12,157,000.00	5.9%	194,435,851.69
23010127	PURCHASE OF AGRICULTURAL EQUIPMENT	3,149,390,628.00	2,819,390,628.00	19,143,500.00	177,735,052.34	6.3%	2,641,655,575.66
23010128	PURCHASE OF SECURITY EQUIPMENT	541,010,000.00	541,010,000.00	4,264,400.00	5,031,400.00	0.9%	535,978,600.00
23010129	PURCHASE OF INDUSTRIAL EQUIPMENT	4,336,710,000.00	3,336,710,000.00	-	28,073,650.00	0.8%	3,308,636,350.00
23010130	PURCHASE OF RECREATIONAL FACILITIES	77,250,000.00	77,250,000.00	-	-	0.0%	77,250,000.00
23010133	PURCHASES OF SURVEYING EQUIPMENT	613,000,000.00	613,000,000.00	15,900,000.00	54,790,000.00	8.9%	558,210,000.00



Bauchi State Government Budget Performance Report 2025 Q2 - Total Expenditure by Economic Classification

Code	Economic	2025 Original Budget	2025 Revised Budget	2025 Q2 Performance	2025 Performance Year to Date (Q1-Q2)	% Performance Year to Date against 2025 Revised Budget	Balance (against Revised Budget)
23010143	PURCHASE OF BEDDINGS/CLOTHING MATERIALS	1,185,900,000.00	685,900,000.00	-	-	0.0%	685,900,000.00
23010144	PURCHASE OF LIVESTOCKS	260,500,000.00	260,500,000.00	-	-	0.0%	260,500,000.00
23010145	PURCHASE OF FERTILIZER AND AGRO-CHEMICALS	2,162,995,000.00	2,162,995,000.00	426,288,066.00	426,288,066.00	19.7%	1,736,706,934.00
23010146	PURCHASE OF WATER FACILITIES /EQUIPMENTS	1,605,000,000.00	1,605,000,000.00	119,990,000.00	119,990,000.00	7.5%	1,485,010,000.00
23010148	PURCHASE OF PROJECTOR	6,050,000.00	6,050,000.00	-	-	0.0%	6,050,000.00
23010149	PURCHASE OF MUSICAL INSTRUMENTS	25,000,000.00	25,000,000.00	-	-	0.0%	25,000,000.00
23010150	PURCHASE OF SUIT CASES	56,940,000.00	56,940,000.00	-	-	0.0%	56,940,000.00
23010151	PURCHASE OF GRAINS & AGRICULTURAL PRODUCE SUCH AS RICE, MILLET, ETC	1,500,000,000.00	1,000,000,000.00	-	-	0.0%	1,000,000,000.00
2302	CONSTRUCTION / PROVISION	151,654,882,054.34	144,044,882,054.34	22,807,610,417.45	50,065,277,542.27	34.8%	93,979,604,512.07
230201	CONSTRUCTION / PROVISION OF FIXED ASSETS - GENERAL	151,654,882,054.34	144,044,882,054.34	22,807,610,417.45	50,065,277,542.27	34.8%	93,979,604,512.07
23020101	CONSTRUCTION / PROVISION OF OFFICE BUILDINGS	8,064,593,500.00	7,364,593,500.00	266,053,931.18	761,688,351.68	10.3%	6,602,905,148.32
23020102	CONSTRUCTION / PROVISION OF RESIDENTIAL BUILDINGS	6,815,918,457.87	5,015,918,457.87	1,347,833,451.85	1,376,750,301.85	27.4%	3,639,168,156.02
23020103	CONSTRUCTION / PROVISION OF ELECTRICITY	10,732,308,802.00	6,732,308,802.00	72,835,040.00	132,924,273.64	2.0%	6,599,384,528.36
23020104	CONSTRUCTION / PROVISION OF HOUSING	510,000,000.00	510,000,000.00	1,624,000.00	1,624,000.00	0.3%	508,376,000.00
23020105	CONSTRUCTION / PROVISION OF WATER FACILITIES	7,165,238,139.79	6,365,238,139.79	739,260,500.00	870,136,500.00	13.7%	5,495,101,639.79
23020106	CONSTRUCTION / PROVISION OF HOSPITALS / HEALTH CENTRES	6,491,159,445.23	4,691,159,445.23	72,714,552.98	673,055,077.27	14.3%	4,018,104,367.96
23020107	CONSTRUCTION / PROVISION OF PUBLIC SCHOOLS	10,302,500,000.00	8,682,500,000.00	-	1,162,410,792.23	13.4%	7,520,089,207.77
23020110	CONSTRUCTION / PROVISION OF FIRE FIGHTING STATIONS	10,000,000.00	10,000,000.00	-	-	0.0%	10,000,000.00
23020111	CONSTRUCTION / PROVISION OF LIBRARIES	1,877,000,000.00	1,677,000,000.00	-	-	0.0%	1,677,000,000.00
23020112	CONSTRUCTION / PROVISION OF SPORTING FACILITIES	108,500,000.00	108,500,000.00	-	-	0.0%	108,500,000.00
23020113	CONSTRUCTION / PROVISION OF AGRICULTURAL FACILITIES	1,759,185,703.38	1,759,185,703.38	434,074,695.78	477,439,770.46	27.1%	1,281,745,932.92
23020114	CONSTRUCTION / PROVISION OF ROADS	64,919,545,823.33	71,699,545,823.33	17,004,739,076.83	37,044,380,971.38	51.7%	34,655,164,851.95
23020116	CONSTRUCTION / PROVISION OF WATER-WAYS	179,000,000.00	179,000,000.00	-	-	0.0%	179,000,000.00
23020118	CONSTRUCTION / PROVISION OF INFRASTRUCTURE	28,231,272,182.74	24,801,272,182.74	2,829,520,161.01	6,779,175,006.51	27.3%	18,022,097,176.23
23020119	CONSTRUCTION / PROVISION OF RECREATIONAL FACILITIES	36,000,000.00	36,000,000.00	-	-	0.0%	36,000,000.00
23020122	CONSTRUCTION OF BOUNDARY PILLARS/ RIGHT OF WAYS	290,000,000.00	290,000,000.00	-	-	0.0%	290,000,000.00
23020123	CONSTRUCTION OF TRAFFIC /STREET LIGHTS	671,600,000.00	671,600,000.00	-	-	0.0%	671,600,000.00
23020124	CONSTRUCTION OF MARKETS/PARKS	770,000,000.00	770,000,000.00	-	-	0.0%	770,000,000.00
23020125	CONSTRUCTION OF POWER GENERATING PLANTS	3,000,000.00	3,000,000.00	-	-	0.0%	3,000,000.00
23020126	CONSTRUCTION/PROVISION OF CEMETERIES	70,000,000.00	70,000,000.00	1,229,000.00	1,229,000.00	1.8%	68,771,000.00
23020127	CONSTRUCTION OF ICT INFRASTRUCTURES	2,648,060,000.00	2,608,060,000.00	37,726,007.82	784,463,497.25	30.1%	1,823,596,502.75



Bauchi State Government Budget Performance Report 2025 Q2 - Total Expenditure by Economic Classification

Code	Economic	2025 Original Budget	2025 Revised Budget	2025 Q2 Performance	2025 Performance Year to Date (Q1-Q2)	% Performance Year to Date against 2025 Revised Budget	Balance (against Revised Budget)
2303	REHABILITATION / REPAIRS	60,693,533,794.26	63,353,533,794.26	8,984,162,274.48	26,111,511,791.02	41.2%	37,242,022,003.24
230301	REHABILITATION / REPAIRS OF FIXED ASSETS - GENERAL	60,693,533,794.26	63,353,533,794.26	8,984,162,274.48	26,111,511,791.02	41.2%	37,242,022,003.24
23030101	REHABILITATION / REPAIRS OF RESIDENTIAL BUILDING	3,652,539,219.07	3,652,539,219.07	338,858,496.29	389,260,153.45	10.7%	3,263,279,065.62
23030102	REHABILITATION / REPAIRS - ELECTRICITY	652,000,000.00	652,000,000.00	53,618,661.20	153,326,361.71	23.5%	498,673,638.29
23030103	REHABILITATION / REPAIRS - HOUSING	554,000,000.00	554,000,000.00	-	-	0.0%	554,000,000.00
23030104	REHABILITATION / REPAIRS - WATER FACILITIES	2,167,000,000.00	2,167,000,000.00	14,900,000.00	451,132,374.00	20.8%	1,715,867,626.00
23030105	REHABILITATION / REPAIRS - HOSPITAL / HEALTH CENTRES	18,186,576,405.57	15,486,576,405.57	2,035,518,000.00	5,208,837,104.60	33.6%	10,277,739,300.97
23030106	REHABILITATION / REPAIRS - PUBLIC SCHOOLS	9,386,500,000.00	7,586,500,000.00	522,954,771.37	1,378,804,494.39	18.2%	6,207,695,505.61
23030109	REHABILITATION / REPAIRS - FIRE FIGHTING STATIONS	100,000,000.00	100,000,000.00	-	-	0.0%	100,000,000.00
23030110	REHABILITATION / REPAIRS - LIBRARIES	100,000,000.00	100,000,000.00	-	410,000.00	0.4%	99,590,000.00
23030111	REHABILITATION / REPAIRS - SPORTING FACILITIES	60,000,000.00	60,000,000.00	-	-	0.0%	60,000,000.00
23030112	REHABILITATION / REPAIRS - AGRICULTURAL FACILITIES	761,000,000.00	761,000,000.00	4,738,000.00	4,738,000.00	0.6%	756,262,000.00
23030113	REHABILITATION / REPAIRS - ROADS	11,896,516,661.19	16,796,516,661.19	4,253,793,973.37	10,570,499,175.97	62.9%	6,226,017,485.22
23030115	REHABILITATION / REPAIRS - WATER-WAY	300,000,000.00	300,000,000.00	-	-	0.0%	300,000,000.00
23030118	REHABILITATION / REPAIRS - RECREATIONAL FACILITIES	118,260,940.00	118,260,940.00	-	-	0.0%	118,260,940.00
23030121	REHABILITATION / REPAIRS OF OFFICE BUILDINGS	12,103,900,000.00	14,363,900,000.00	1,759,780,372.25	7,954,504,126.90	55.4%	6,409,395,873.10
23030122	REHABILITATION/REPAIRS OF BOUNDARIES	55,240,568.43	55,240,568.43	-	-	0.0%	55,240,568.43
23030124	REHABILITATION/REPAIRS- MARKETS/PARKS	400,000,000.00	400,000,000.00	-	-	0.0%	400,000,000.00
23030126	REHABILITATION/REPAIRS OF CEMETERIES	50,000,000.00	50,000,000.00	-	-	0.0%	50,000,000.00
23030127	REHABILITATION/REPAIRS- ICT INFRASTRUCTURES	150,000,000.00	150,000,000.00	-	-	0.0%	150,000,000.00
2304	PRESERVATION OF THE ENVIRONMENT	1,715,150,000.00	1,455,150,000.00	134,372,562.06	253,707,630.71	17.4%	1,201,442,369.29
230401	PRESERVATION OF THE ENVIRONMENT - GENERAL	1,715,150,000.00	1,455,150,000.00	134,372,562.06	253,707,630.71	17.4%	1,201,442,369.29
23040101	TREE PLANTING	444,150,000.00	444,150,000.00	17,970,500.00	26,059,500.00	5.9%	418,090,500.00
23040102	EROSION & FLOOD CONTROL	211,000,000.00	251,000,000.00	3,159,000.00	38,576,360.61	15.4%	212,423,639.39
23040103	WILDLIFE CONSERVATION	20,000,000.00	20,000,000.00	-	-	0.0%	20,000,000.00
23040104	INDUSTRIAL POLLUTION PREVENTION & CONTROL	460,000,000.00	460,000,000.00	113,243,062.06	189,071,770.10	41.1%	270,928,229.90
23040105	WATER POLLUTION PREVENTION & CONTROL	580,000,000.00	280,000,000.00	-	-	0.0%	280,000,000.00
2305	OTHER CAPITAL PROJECTS	7,382,236,234.98	6,857,236,234.98	709,430,016.32	1,273,926,823.54	18.6%	5,583,309,411.44
230501	ACQUISITION OF NON TANGIBLE ASSETS	7,382,236,234.98	6,857,236,234.98	709,430,016.32	1,273,926,823.54	18.6%	5,583,309,411.44
23050101	RESEARCH AND DEVELOPMENT	2,106,161,636.88	2,191,161,636.88	302,778,113.35	722,700,913.35	33.0%	1,468,460,723.53
23050102	COMPUTER SOFTWARE ACQUISITION	909,115,584.00	909,115,584.00	51,275,275.00	74,063,275.00	8.1%	835,052,309.00
23050103	MONITORING AND EVALUATION	2,091,595,014.10	2,121,595,014.10	246,906,224.97	311,965,196.94	14.7%	1,809,629,817.16
23050104	ANNIVERSARIES/CELEBRATIONS	295,364,000.00	355,364,000.00	58,546,000.00	64,518,000.00	18.2%	290,846,000.00
23050128	ACCREDITATION PREPARATION/EQUIPMENTS	1,980,000,000.00	1,280,000,000.00	49,924,403.00	100,679,438.25	7.9%	1,179,320,561.75



2.E Expenditure by Functional Classification

Table 9: Total Expenditure by Functional Classification

Bauchi State Government Budget Performance Report 2025 Q2 - Total Expenditure by Functional Classification

Code	Function	2025 Original Budget	2025 Revised Budget	2025 Q2 Performance	2025 Performance Year to Date (Q1-Q2)	% Performance Year to Date against 2025 Revised Budget	Balance (against Revised Budget)
	Total Expenditure	467,085,248,317.12	467,085,248,317.12	92,148,156,120.35	188,986,628,246.91	40.5%	278,098,620,070.21
701	GENERAL PUBLIC SERVICES	105,636,286,982.72	107,206,612,724.78	33,131,828,339.16	65,369,862,783.66	61.0%	41,836,749,941.12
7011	EXECUTIVE AND LEGISLATIVE ORGANS, FINANCIAL AND FISCAL AFFAIRS, EXTERNAL AFFAIRS	42,997,847,837.78	55,522,390,740.41	19,753,259,048.16	38,820,849,762.98	69.9%	16,701,540,977.43
70111	EXECUTIVE AND LEGISLATIVE ORGANS	27,371,332,966.08	31,425,324,704.52	10,252,691,116.61	19,747,816,522.92	62.8%	11,677,508,181.60
70112	FINANCIAL AND FISCAL AFFAIRS	15,626,514,871.70	24,097,066,035.89	9,500,567,931.55	19,073,033,240.06	79.2%	5,024,032,795.83
7013	GENERAL SERVICES	31,687,701,933.22	19,284,109,513.64	1,958,927,647.02	3,843,015,901.11	19.9%	15,441,093,612.53
70131	GENERAL PERSONNEL SERVICES	5,577,935,241.64	5,661,784,657.06	680,958,701.19	1,287,165,772.86	22.7%	4,374,618,884.20
70132	OVERALL PLANNING AND STATISTICAL SERVICES	16,713,839,716.34	6,984,397,774.76	172,089,011.97	248,087,955.29	3.6%	6,736,309,819.47
70133	OTHER GENERAL SERVICES	9,395,926,975.24	6,637,927,081.82	1,105,879,933.86	2,307,762,172.96	34.8%	4,330,164,908.86
7016	GENERAL PUBLIC SERVICES N.E.C.	985,640,111.90	1,024,983,189.65	108,920,141.12	176,992,950.52	17.3%	847,990,239.13
70161	GENERAL PUBLIC SERVICES N.E.C.	985,640,111.90	1,024,983,189.65	108,920,141.12	176,992,950.52	17.3%	847,990,239.13
7017	PUBLIC DEBT TRANSACTIONS	29,944,597,099.83	31,354,629,281.08	11,310,721,502.86	22,529,004,169.05	71.9%	8,825,625,112.03
70171	PUBLIC DEBT TRANSACTIONS	29,944,597,099.83	31,354,629,281.08	11,310,721,502.86	22,529,004,169.05	71.9%	8,825,625,112.03
7018	TRANSFERS OF A GENERAL CHARACTER BETWEEN DIFFERENT LEVELS OF GOVERNMENT	20,500,000.00	20,500,000.00	-	-	0.0%	20,500,000.00
70181	TRANSFERS OF A GENERAL CHARACTER BETWEEN DIFFERENT LEVELS OF GOVERNMENT	20,500,000.00	20,500,000.00	-	-	0.0%	20,500,000.00
703	PUBLIC ORDER AND SAFETY	14,422,006,167.50	15,044,975,140.03	2,001,134,919.48	3,938,371,205.81	26.2%	11,106,603,934.22
7033	LAW COURTS	8,567,334,981.98	10,094,569,954.51	1,480,659,426.48	2,952,028,465.81	29.2%	7,142,541,488.70
70331	LAW COURTS	8,567,334,981.98	10,094,569,954.51	1,480,659,426.48	2,952,028,465.81	29.2%	7,142,541,488.70
7036	PUBLIC ORDER AND SAFETY N.E.C.	5,854,671,185.52	4,950,405,185.52	520,475,493.00	986,342,740.00	19.9%	3,964,062,445.52
70361	PUBLIC ORDER AND SAFETY N.E.C.	5,854,671,185.52	4,950,405,185.52	520,475,493.00	986,342,740.00	19.9%	3,964,062,445.52
704	ECONOMIC AFFAIRS	99,985,306,120.19	108,375,809,695.47	17,275,007,455.27	45,992,431,227.33	42.4%	62,383,378,468.14
7041	GENERAL ECONOMIC, COMMERCIAL, AND LABOUR AFFAIRS	3,417,285,619.44	3,449,956,282.49	231,406,476.12	364,061,938.47	10.6%	3,085,894,344.02
70411	GENERAL ECONOMIC AND COMMERCIAL AFFAIRS	3,417,285,619.44	3,449,956,282.49	231,406,476.12	364,061,938.47	10.6%	3,085,894,344.02
7042	AGRICULTURE, FORESTRY, FISHING, AND HUNTING	12,093,095,491.01	12,158,133,153.59	1,476,075,291.57	2,249,049,414.62	18.5%	9,909,083,738.97
70421	AGRICULTURE	12,078,095,491.01	12,143,133,153.59	1,476,075,291.57	2,249,049,414.62	18.5%	9,894,083,738.97
70422	FORESTRY	15,000,000.00	15,000,000.00	-	-	0.0%	15,000,000.00
7043	FUEL AND ENERGY	19,271,259,769.24	13,826,259,769.24	88,936,420.45	2,155,985,113.84	15.6%	11,670,274,655.40
70432	PETROLEUM AND NATURAL GAS	5,122,850,967.24	3,677,850,967.24	28,593,759.25	60,409,972.60	1.6%	3,617,440,994.64
70433	NUCLEAR FUEL	2,425,000,000.00	2,425,000,000.00	-	1,873,365,189.35	77.3%	551,634,810.65
70435	ELECTRICITY	11,723,408,802.00	7,723,408,802.00	60,342,661.20	222,209,951.89	2.9%	7,501,198,850.11
7044	MINING, MANUFACTURING, AND CONSTRUCTION	2,273,707,884.40	2,424,350,816.16	281,506,706.05	565,548,429.01	23.3%	1,858,802,387.15
70441	MINING OF MINERAL RESOURCES OTHER THAN MINERAL FUELS	1,279,237,884.40	1,429,880,816.16	142,416,790.20	299,837,963.01	21.0%	1,130,042,853.15
70443	CONSTRUCTION	994,470,000.00	994,470,000.00	139,089,915.85	265,710,466.00	26.7%	728,759,534.00
7045	TRANSPORT	59,876,590,403.11	73,158,074,245.95	14,805,297,859.77	40,003,584,922.93	54.7%	33,154,489,323.02
70451	ROAD TRANSPORT	59,876,590,403.11	73,158,074,245.95	14,805,297,859.77	40,003,584,922.93	54.7%	33,154,489,323.02
7047	OTHER INDUSTRIES	2,572,064,093.99	2,799,217,898.24	284,074,654.80	489,753,905.76	17.5%	2,309,463,992.48
70473	TOURISM	2,572,064,093.99	2,799,217,898.24	284,074,654.80	489,753,905.76	17.5%	2,309,463,992.48
7048	R & D ECONOMIC AFFAIRS	481,302,859.00	559,817,529.80	107,710,046.51	164,447,502.70	29.4%	395,370,027.10
70483	FUEL AND ENERGY	481,302,859.00	559,817,529.80	107,710,046.51	164,447,502.70	29.4%	395,370,027.10
705	ENVIRONMENTAL PROTECTION	5,763,238,903.00	6,095,182,813.18	420,776,712.25	1,264,332,022.42	20.7%	4,830,850,790.76
7051	WASTE MANAGEMENT	3,449,088,903.00	3,651,032,813.18	314,720,376.18	585,057,075.74	16.0%	3,065,975,737.44
70511	WASTE MANAGEMENT	3,449,088,903.00	3,651,032,813.18	314,720,376.18	585,057,075.74	16.0%	3,065,975,737.44
7054	PROTECTION OF BIODIVERSITY AND LANDSCAPE	320,500,000.00	320,500,000.00	17,745,000.00	25,361,000.00	7.9%	295,139,000.00
70541	PROTECTION OF BIODIVERSITY AND LANDSCAPE	320,500,000.00	320,500,000.00	17,745,000.00	25,361,000.00	7.9%	295,139,000.00
7056	ENVIRONMENTAL PROTECTION N.E.C.	1,993,650,000.00	2,123,650,000.00	88,311,336.07	653,913,946.68	30.8%	1,469,736,053.32
70561	ENVIRONMENTAL PROTECTION N.E.C.	1,993,650,000.00	2,123,650,000.00	88,311,336.07	653,913,946.68	30.8%	1,469,736,053.32



Bauchi State Government Budget Performance Report 2025 Q2 - Total Expenditure by Functional Classification

Code	Function	2025 Original Budget	2025 Revised Budget	2025 Q2 Performance	2025 Performance Year to Date (Q1-Q2)	% Performance Year to Date against 2025 Revised Budget	Balance (against Revised Budget)
706	HOUSING AND COMMUNITY AMMENITIES	56,868,370,920.32	55,481,124,128.69	11,655,300,776.75	20,192,141,168.88	36.4%	35,288,982,959.81
7061	HOUSING DEVELOPMENT	15,380,636,011.06	16,794,542,849.40	3,641,806,985.65	10,996,057,135.76	65.5%	5,798,485,713.64
70611	HOUSING DEVELOPMENT	15,380,636,011.06	16,794,542,849.40	3,641,806,985.65	10,996,057,135.76	65.5%	5,798,485,713.64
7062	COMMUNITY DEVELOPMENT	29,209,335,586.99	27,299,528,693.48	6,963,848,048.34	7,524,144,946.28	27.6%	19,775,383,747.20
70621	COMMUNITY DEVELOPMENT	29,209,335,586.99	27,299,528,693.48	6,963,848,048.34	7,524,144,946.28	27.6%	19,775,383,747.20
7063	WATER SUPPLY	12,278,399,322.27	11,387,052,585.81	1,049,645,742.76	1,671,939,086.84	14.7%	9,715,113,498.97
70631	WATER SUPPLY	12,278,399,322.27	11,387,052,585.81	1,049,645,742.76	1,671,939,086.84	14.7%	9,715,113,498.97
707	HEALTH	70,411,439,912.00	64,128,063,854.17	11,794,108,612.93	21,170,358,494.14	33.0%	42,957,705,360.03
7071	MEDICAL PRODUCTS, APPLIANCES, AND EQUIPMENT	2,572,089,789.20	1,881,020,636.20	11,323,139.55	20,105,805.90	1.1%	1,860,914,830.30
70711	PHARMACEUTICAL PRODUCTS	1,263,589,789.20	1,072,520,636.20	11,323,139.55	20,105,805.90	1.9%	1,052,414,830.30
70713	THERAPEUTIC APPLIANCES AND EQUIPMENT	1,308,500,000.00	808,500,000.00	-	-	0.0%	808,500,000.00
7072	OUTPATIENT SERVICES	3,988,720,820.00	3,998,720,820.00	257,679,636.00	524,506,161.50	13.1%	3,474,214,658.50
70721	GENERAL MEDICAL SERVICES	2,658,720,820.00	2,668,720,820.00	256,735,336.00	510,833,861.50	19.1%	2,157,886,958.50
70722	SPECIALIZED MEDICAL SERVICES	1,330,000,000.00	1,330,000,000.00	944,300.00	13,672,300.00	1.0%	1,316,327,700.00
7073	HOSPITAL SERVICES	11,921,184,067.50	12,580,618,581.09	2,066,459,258.69	4,104,257,793.77	32.6%	8,476,360,787.31
70731	GENERAL HOSPITAL SERVICES	10,618,440,174.58	11,256,874,688.17	1,885,062,665.18	3,775,996,296.50	33.5%	7,480,878,391.66
70732	SPECIALIZED HOSPITAL SERVICES	1,302,743,892.92	1,323,743,892.92	181,396,593.51	328,261,497.27	24.8%	995,482,395.65
7074	PUBLIC HEALTH SERVICES	20,139,960,901.08	18,339,960,901.08	4,777,768,985.08	7,158,453,846.31	39.0%	11,181,507,054.77
70741	PUBLIC HEALTH SERVICES	20,139,960,901.08	18,339,960,901.08	4,777,768,985.08	7,158,453,846.31	39.0%	11,181,507,054.77
7076	HEALTH N.E.C.	31,789,484,334.22	27,327,742,915.81	4,680,877,593.61	9,363,034,886.66	34.3%	17,964,708,029.15
70761	HEALTH N.E.C.	31,789,484,334.22	27,327,742,915.81	4,680,877,593.61	9,363,034,886.66	34.3%	17,964,708,029.15
708	RECREATION, CULTURE AND RELIGION	9,693,996,479.32	10,374,776,074.08	1,057,722,054.18	2,777,019,953.36	26.8%	7,597,756,120.72
7081	RECREATIONAL AND SPORTING SERVICES	2,504,656,897.90	2,750,656,897.90	593,199,436.50	995,244,940.69	36.2%	1,755,411,957.21
70811	RECREATIONAL AND SPORTING SERVICES	2,504,656,897.90	2,750,656,897.90	593,199,436.50	995,244,940.69	36.2%	1,755,411,957.21
7082	CULTURAL SERVICES	50,000,000.00	50,000,000.00	9,625,000.00	9,625,000.00	19.3%	40,375,000.00
70821	CULTURAL SERVICES	50,000,000.00	50,000,000.00	9,625,000.00	9,625,000.00	19.3%	40,375,000.00
7083	BROADCASTING AND PUBLISHING SERVICES	3,122,887,363.56	3,502,636,706.68	185,053,774.09	1,072,462,806.34	30.6%	2,430,173,900.34
70831	BROADCASTING AND PUBLISHING SERVICES	3,122,887,363.56	3,502,636,706.68	185,053,774.09	1,072,462,806.34	30.6%	2,430,173,900.34
7084	RELIGIOUS AND OTHER COMMUNITY SERVICES	4,016,452,217.86	4,071,482,469.49	269,843,843.59	699,687,206.33	17.2%	3,371,795,263.16
70841	RELIGIOUS AND OTHER COMMUNITY SERVICES	4,016,452,217.86	4,071,482,469.49	269,843,843.59	699,687,206.33	17.2%	3,371,795,263.16
709	EDUCATION	69,874,865,850.79	66,412,964,121.14	6,822,281,487.16	16,601,612,863.68	25.0%	49,811,351,257.46
7091	PRE-PRIMARY AND PRIMARY EDUCATION	10,586,004,012.50	11,262,027,873.68	234,817,837.74	2,209,644,211.06	19.6%	9,052,383,662.62
70912	PRIMARY EDUCATION	10,586,004,012.50	11,262,027,873.68	234,817,837.74	2,209,644,211.06	19.6%	9,052,383,662.62
7092	SECONDARY EDUCATION	17,226,713,599.50	14,089,119,167.82	535,578,410.63	1,573,185,791.90	11.2%	12,515,933,375.92
70922	UPPER-SECONDARY EDUCATION	17,226,713,599.50	14,089,119,167.82	535,578,410.63	1,573,185,791.90	11.2%	12,515,933,375.92
7094	TERTIARY EDUCATION	26,733,765,967.14	25,930,190,154.55	3,501,595,188.79	7,684,368,766.12	29.6%	18,245,821,388.43
70941	FIRST STAGE OF TERTIARY EDUCATION	17,623,699,328.64	15,932,932,648.49	1,572,546,580.76	3,602,692,153.21	22.6%	12,330,240,495.28
70942	SECOND STAGE OF TERTIARY EDUCATION	9,110,066,638.50	9,997,257,506.06	1,929,048,608.03	4,081,676,612.91	40.8%	5,915,580,893.15
7095	EDUCATION NOT DEFINABLE BY LEVEL	482,703,477.16	540,483,344.10	55,834,019.08	101,406,187.75	18.8%	439,077,156.35
70951	EDUCATION NOT DEFINABLE BY LEVEL	482,703,477.16	540,483,344.10	55,834,019.08	101,406,187.75	18.8%	439,077,156.35
7097	R & D EDUCATION	1,972,951,617.60	1,777,251,617.60	23,447,218.33	104,057,260.58	5.9%	1,673,194,357.02
70971	R & D EDUCATION	1,972,951,617.60	1,777,251,617.60	23,447,218.33	104,057,260.58	5.9%	1,673,194,357.02
7098	EDUCATION N.E.C.	12,872,727,176.89	12,813,891,963.39	2,471,008,812.59	4,928,950,646.27	38.5%	7,884,941,317.12
70981	EDUCATION N.E.C	12,872,727,176.89	12,813,891,963.39	2,471,008,812.59	4,928,950,646.27	38.5%	7,884,941,317.12



Bauchi State Government Budget Performance Report 2025 Q2 - Total Expenditure by Functional Classification

Code	Function	2025 Original Budget	2025 Revised Budget	2025 Q2 Performance	2025 Performance Year to Date (Q1-Q2)	% Performance Year to Date against 2025 Revised Budget	Balance (against Revised Budget)
710	SOCIAL PROTECTION	34,429,736,981.28	33,965,739,765.59	7,989,995,763.17	11,680,498,527.63	34.4%	22,285,241,237.96
7101	SICKNESS AND DISABILITY	719,909,483.52	767,213,721.08	47,096,952.33	92,076,035.77	12.0%	675,137,685.31
71012	DISABILITY	719,909,483.52	767,213,721.08	47,096,952.33	92,076,035.77	12.0%	675,137,685.31
7102	OLD AGE	18,011,660,579.77	17,650,452,157.19	5,503,642,875.01	7,409,252,783.66	42.0%	10,241,199,373.53
71021	OLD AGE	18,011,660,579.77	17,650,452,157.19	5,503,642,875.01	7,409,252,783.66	42.0%	10,241,199,373.53
7103	SURVIVORS	50,000,000.00	50,000,000.00	-	-	0.0%	50,000,000.00
71031	SURVIVORS	50,000,000.00	50,000,000.00	-	-	0.0%	50,000,000.00
7104	FAMILY AND CHILDREN	5,983,033,562.94	5,972,317,577.23	641,703,624.85	1,225,238,746.94	20.5%	4,747,078,830.29
71041	FAMILY AND CHILDREN	5,983,033,562.94	5,972,317,577.23	641,703,624.85	1,225,238,746.94	20.5%	4,747,078,830.29
7105	UNEMPLOYMENT	2,196,782,557.00	2,240,309,839.92	92,980,343.82	234,726,082.04	10.5%	2,005,583,757.88
71051	UNEMPLOYMENT	2,196,782,557.00	2,240,309,839.92	92,980,343.82	234,726,082.04	10.5%	2,005,583,757.88
7109	SOCIAL PROTECTION N.E.C.	7,468,350,798.05	7,285,446,470.17	1,704,571,967.16	2,719,204,879.22	37.3%	4,566,241,590.95
71091	SOCIAL PROTECTION N.E.C.	7,468,350,798.05	7,285,446,470.17	1,704,571,967.16	2,719,204,879.22	37.3%	4,566,241,590.95



Table 10: Personnel Expenditure by Functional Classification

Bauchi State Government Budget Performance Report 2025 Q2 - Personnel Expenditure by Functional Classification

Code	Function	2025 Original Budget	2025 Revised Budget	2025 Q2 Performance	2025 Performance Year to Date (Q1-Q2)	% Performance Year to Date against 2025 Revised Budget	Balance (against Revised Budget)
	Total Personnel Expenditure	70,405,378,350.13	70,685,078,349.32	17,624,332,047.99	31,390,150,407.03	44.4%	39,294,927,942.29
701	GENERAL PUBLIC SERVICES	17,310,660,347.35	7,862,286,088.60	1,650,507,060.04	3,123,775,140.02	39.7%	4,738,510,948.58
7011	EXECUTIVE AND LEGISLATIVE ORGANS, FINANCIAL AND FISCAL AFFAIRS, EXTERNA	4,328,832,723.64	4,981,375,626.27	1,146,587,098.44	2,125,817,797.81	42.7%	2,855,557,828.46
70111	EXECUTIVE AND LEGISLATIVE ORGANS	2,674,631,002.24	2,571,622,740.68	551,840,024.15	1,040,512,224.98	40.5%	1,531,110,515.70
70112	FINANCIAL AND FISCAL AFFAIRS	1,654,201,721.40	2,409,752,885.59	594,747,074.29	1,085,305,572.83	45.0%	1,324,447,312.76
7013	GENERAL SERVICES	12,878,209,450.99	2,740,917,030.60	470,995,268.88	939,121,779.66	34.3%	1,801,795,250.94
70131	GENERAL PERSONNEL SERVICES	1,966,009,865.67	2,204,859,281.09	395,617,151.81	799,686,737.74	36.3%	1,405,172,543.35
70132	OVERALL PLANNING AND STATISTICAL SERVICES	10,716,462,768.08	298,320,825.69	27,261,843.90	54,783,172.20	18.4%	243,537,653.49
70133	OTHER GENERAL SERVICES	195,736,817.24	237,736,923.82	48,116,273.17	84,651,869.72	35.6%	153,085,054.10
7016	GENERAL PUBLIC SERVICES N.E.C.	53,803,322.90	80,146,400.65	19,651,588.62	32,549,777.19	40.6%	47,596,623.46
70161	GENERAL PUBLIC SERVICES N.E.C.	53,803,322.90	80,146,400.65	19,651,588.62	32,549,777.19	40.6%	47,596,623.46
7017	PUBLIC DEBT TRANSACTIONS	49,814,849.83	59,847,031.08	13,273,104.10	26,285,785.36	43.9%	33,561,245.72
70171	PUBLIC DEBT TRANSACTIONS	49,814,849.83	59,847,031.08	13,273,104.10	26,285,785.36	43.9%	33,561,245.72
703	PUBLIC ORDER AND SAFETY	3,168,002,848.02	4,758,971,820.55	1,009,428,444.32	1,938,213,158.48	40.7%	2,820,758,662.07
7033	LAW COURTS	2,964,531,662.50	4,489,766,635.03	980,149,444.32	1,865,346,158.48	41.5%	2,624,420,476.55
70331	LAW COURTS	2,964,531,662.50	4,489,766,635.03	980,149,444.32	1,865,346,158.48	41.5%	2,624,420,476.55
7036	PUBLIC ORDER AND SAFETY N.E.C.	203,471,185.52	269,205,185.52	29,279,000.00	72,867,000.00	27.1%	196,338,185.52
70361	PUBLIC ORDER AND SAFETY N.E.C.	203,471,185.52	269,205,185.52	29,279,000.00	72,867,000.00	27.1%	196,338,185.52
704	ECONOMIC AFFAIRS	2,778,279,534.24	4,323,783,109.52	930,535,698.79	1,890,433,466.49	43.7%	2,433,349,643.03
7041	GENERAL ECONOMIC, COMMERCIAL, AND LABOUR AFFAIRS	103,685,619.44	136,356,282.49	33,507,664.86	67,715,479.59	49.7%	68,640,802.90
70411	GENERAL ECONOMIC AND COMMERCIALAFFAIRS	103,685,619.44	136,356,282.49	33,507,664.86	67,715,479.59	49.7%	68,640,802.90
7042	AGRICULTURE, FORESTRY, FISHING, AND HUNTING	1,541,410,200.01	2,411,447,862.59	560,843,532.04	1,100,657,372.01	45.6%	1,310,790,490.58
70421	AGRICULTURE	1,541,410,200.01	2,411,447,862.59	560,843,532.04	1,100,657,372.01	45.6%	1,310,790,490.58
7043	FUEL AND ENERGY	345,340,967.24	345,340,967.24	16,703,566.92	35,423,917.30	10.3%	309,917,049.94
70432	PETROLUEM AND NATURAL GAS	345,340,967.24	345,340,967.24	16,703,566.92	35,423,917.30	10.3%	309,917,049.94
7044	MINING, MANUFACTURING, AND CONSTRUCTION	20,957,884.40	49,600,816.16	13,539,351.61	24,724,024.42	49.8%	24,876,791.74
70441	MINING OF MINERAL RESOURCES OTHER THAN MINERAL FUELS	20,957,884.40	49,600,816.16	13,539,351.61	24,724,024.42	49.8%	24,876,791.74
7045	TRANSPORT	472,776,918.59	801,260,761.43	166,570,152.82	382,508,836.64	47.7%	418,751,924.79
70451	ROAD TRANSPORT	472,776,918.59	801,260,761.43	166,570,152.82	382,508,836.64	47.7%	418,751,924.79
7047	OTHER INDUSTRIES	248,405,085.56	475,558,889.81	114,664,699.63	230,029,392.89	48.4%	245,529,496.92
70473	TOURISM	248,405,085.56	475,558,889.81	114,664,699.63	230,029,392.89	48.4%	245,529,496.92
7048	R & D ECONOMIC AFFAIRS	45,702,859.00	104,217,529.80	24,706,730.91	49,374,443.64	47.4%	54,843,086.16
70483	FUEL AND ENERGY	45,702,859.00	104,217,529.80	24,706,730.91	49,374,443.64	47.4%	54,843,086.16
705	ENVIRONMENTAL PROTECTION	479,888,902.00	681,832,812.18	166,414,800.04	334,566,045.60	49.1%	347,266,766.58
7051	WASTE MANAGEMENT	479,888,902.00	681,832,812.18	166,414,800.04	334,566,045.60	49.1%	347,266,766.58
70511	WASTE MANAGEMENT	479,888,902.00	681,832,812.18	166,414,800.04	334,566,045.60	49.1%	347,266,766.58
706	HOUSING AND COMMUNITY AMMENITIES	796,389,185.60	1,162,342,393.97	256,338,600.57	514,261,035.05	44.2%	648,081,358.92
7061	HOUSING DEVELOPMENT	294,148,011.06	454,854,849.40	109,580,530.64	220,479,208.34	48.5%	234,375,641.06
70611	HOUSING DEVELOPMENT	294,148,011.06	454,854,849.40	109,580,530.64	220,479,208.34	48.5%	234,375,641.06
7062	COMMUNITY DEVELOPMENT	191,545,586.99	215,738,693.48	30,735,089.94	57,021,997.83	26.4%	158,716,695.65
70621	COMMUNITY DEVELOPMENT	191,545,586.99	215,738,693.48	30,735,089.94	57,021,997.83	26.4%	158,716,695.65
7063	WATER SUPPLY	310,695,587.55	491,748,851.09	116,022,979.99	236,759,828.88	48.1%	254,989,022.21
70631	WATER SUPPLY	310,695,587.55	491,748,851.09	116,022,979.99	236,759,828.88	48.1%	254,989,022.21



Bauchi State Government Budget Performance Report 2025 Q2 - Personnel Expenditure by Functional Classification

Code	Function	2025 Original Budget	2025 Revised Budget	2025 Q2 Performance	2025 Performance Year to Date (Q1-Q2)	% Performance Year to Date against 2025 Revised Budget	Balance (against Revised Budget)
707	HEALTH	9,624,482,098.67	11,690,106,040.84	2,796,806,571.32	5,564,943,529.96	47.6%	6,125,162,510.88
7071	MEDICAL PRODUCTS, APPLIANCES, AND EQUIPMENT	23,602,037.88	32,532,884.88	7,542,139.55	15,029,805.90	46.2%	17,503,078.98
70711	PHARMACEUTICAL PRODUCTS	23,602,037.88	32,532,884.88	7,542,139.55	15,029,805.90	46.2%	17,503,078.98
7073	HOSPITAL SERVICES	7,035,483,254.50	7,673,917,768.09	1,800,153,293.34	3,609,201,228.87	47.0%	4,064,716,539.21
70731	GENERAL HOSPITAL SERVICES	6,268,889,361.58	6,907,323,875.17	1,717,467,865.18	3,443,404,697.95	49.9%	3,463,919,177.21
70732	SPECIALIZED HOSPITAL SERVICES	766,593,892.92	766,593,892.92	82,685,428.16	165,796,530.92	21.6%	600,797,362.00
7074	PUBLIC HEALTH SERVICES	1,270,560,046.65	1,570,560,046.65	310,087,117.58	632,844,018.88	40.3%	937,716,027.77
70741	PUBLIC HEALTH SERVICES	1,270,560,046.65	1,570,560,046.65	310,087,117.58	632,844,018.88	40.3%	937,716,027.77
7076	HEALTH N.E.C.	1,294,836,759.64	2,413,095,341.23	679,024,020.85	1,307,868,476.31	54.2%	1,105,226,864.92
70761	HEALTH N.E.C.	1,294,836,759.64	2,413,095,341.23	679,024,020.85	1,307,868,476.31	54.2%	1,105,226,864.92
708	RECREATION, CULTURE AND RELIGION	1,305,007,425.32	1,392,787,020.08	245,414,494.86	485,555,355.56	34.9%	907,231,664.52
7081	RECREATIONAL AND SPORTING SERVICES	563,862,063.90	563,862,063.90	99,171,436.37	188,820,980.16	33.5%	375,041,083.74
70811	RECREATIONAL AND SPORTING SERVICES	563,862,063.90	563,862,063.90	99,171,436.37	188,820,980.16	33.5%	375,041,083.74
7083	BROADCASTING AND PUBLISHING SERVICES	260,638,303.56	338,387,646.68	78,585,005.26	161,467,621.01	47.7%	176,920,025.67
70831	BROADCASTING AND PUBLISHING SERVICES	260,638,303.56	338,387,646.68	78,585,005.26	161,467,621.01	47.7%	176,920,025.67
7084	RELIGIOUS AND OTHER COMMUNITY SERVICES	480,507,057.86	490,537,309.49	67,658,053.23	135,266,754.39	27.6%	355,270,555.10
70841	RELIGIOUS AND OTHER COMMUNITY SERVICES	480,507,057.86	490,537,309.49	67,658,053.23	135,266,754.39	27.6%	355,270,555.10
709	EDUCATION	16,325,734,190.65	20,289,532,461.00	4,856,768,279.56	9,711,206,235.43	47.9%	10,578,326,225.57
7091	PRE-PRIMARY AND PRIMARY EDUCATION	401,546,902.36	657,570,763.54	159,609,016.39	319,881,432.22	48.6%	337,689,331.32
70912	PRIMARY EDUCATION	401,546,902.36	657,570,763.54	159,609,016.39	319,881,432.22	48.6%	337,689,331.32
7092	SECONDARY EDUCATION	467,481,249.50	716,886,817.82	178,120,316.66	347,866,148.98	48.5%	369,020,668.84
70922	UPPER-SECONDARY EDUCATION	467,481,249.50	716,886,817.82	178,120,316.66	347,866,148.98	48.5%	369,020,668.84
7094	TERTIARY EDUCATION	8,489,430,967.14	10,048,855,154.55	2,521,406,163.22	4,994,928,321.01	49.7%	5,053,926,833.54
70941	FIRST STAGE OF TERTIARY EDUCATION	5,154,981,328.64	5,579,214,648.49	1,300,411,064.22	2,567,380,608.26	46.0%	3,011,834,040.23
70942	SECOND STAGE OF TERTIARY EDUCATION	3,334,449,638.50	4,469,640,506.06	1,220,995,099.00	2,427,547,712.75	54.3%	2,042,092,793.31
7095	EDUCATION NOT DEFINABLE BY LEVEL	104,746,277.16	162,526,144.10	37,663,929.16	78,735,075.47	48.4%	83,791,068.63
70951	EDUCATION NOT DEFINABLE BY LEVEL	104,746,277.16	162,526,144.10	37,663,929.16	78,735,075.47	48.4%	83,791,068.63
7097	R & D EDUCATION	223,501,617.60	223,501,617.60	19,079,835.48	76,008,340.01	34.0%	147,493,277.59
70971	R & D EDUCATION	223,501,617.60	223,501,617.60	19,079,835.48	76,008,340.01	34.0%	147,493,277.59
7098	EDUCATION N.E.C.	6,639,027,176.89	8,480,191,963.39	1,940,889,018.65	3,893,786,917.74	45.9%	4,586,405,045.65
70981	EDUCATION N.E.C.	6,639,027,176.89	8,480,191,963.39	1,940,889,018.65	3,893,786,917.74	45.9%	4,586,405,045.65
710	SOCIAL PROTECTION	18,616,933,818.28	18,523,436,602.59	5,712,118,098.49	7,827,196,440.44	42.3%	10,696,240,162.15
7101	SICKNESS AND DISABILITY	96,518,820.52	143,823,058.08	32,967,125.30	65,868,972.46	45.8%	77,954,085.62
71012	DISABILITY	96,518,820.52	143,823,058.08	32,967,125.30	65,868,972.46	45.8%	77,954,085.62
7102	OLD AGE	17,823,660,579.77	17,462,452,157.19	5,503,642,875.01	7,409,252,783.66	42.4%	10,053,199,373.53
71021	OLD AGE	17,823,660,579.77	17,462,452,157.19	5,503,642,875.01	7,409,252,783.66	42.4%	10,053,199,373.53
7103	SURVIVORS	50,000,000.00	50,000,000.00	-	-	0.0%	50,000,000.00
71031	SURVIVORS	50,000,000.00	50,000,000.00	-	-	0.0%	50,000,000.00
7104	FAMILY AND CHILDREN	534,323,562.94	723,607,577.23	155,664,423.55	315,614,179.16	43.6%	407,993,398.07
71041	FAMILY AND CHILDREN	534,323,562.94	723,607,577.23	155,664,423.55	315,614,179.16	43.6%	407,993,398.07
7105	UNEMPLOYMENT	37,732,557.00	64,259,839.92	17,901,707.47	31,909,167.76	49.7%	32,350,672.16
71051	UNEMPLOYMENT	37,732,557.00	64,259,839.92	17,901,707.47	31,909,167.76	49.7%	32,350,672.16
7109	SOCIAL PROTECTION N.E.C.	74,698,298.05	79,293,970.17	1,941,967.16	4,551,337.40	5.7%	74,742,632.77
71091	SOCIAL PROTECTION N.E.C.	74,698,298.05	79,293,970.17	1,941,967.16	4,551,337.40	5.7%	74,742,632.77



Table 11: Overhead Expenditure by Functional Classification

Bauchi State Government Budget Performance Report 2025 Q2 - Overhead Expenditure by Functional Classification

Code	Function	2025 Original Budget	2025 Revised Budget	2025 Q2 Performance	2025 Performance Year to Date (Q1-Q2)	% Performance Year to Date against 2025 Revised Budget	Balance (against Revised Budget)
	Total Overhead Expenditure	76,910,144,348.43	85,175,444,349.24	20,335,599,775.34	42,005,179,352.15	49.3%	43,170,264,997.09
701	GENERAL PUBLIC SERVICES	41,299,416,781.56	48,648,116,782.36	14,658,729,995.42	30,808,947,453.40	63.3%	17,839,169,328.96
7011	EXECUTIVE AND LEGISLATIVE ORGANS, FINANCIAL AND FISCAL AFFAIRS, EXTERNAL AFFAIRS	31,886,074,830.30	39,488,074,830.30	14,202,169,064.78	30,035,800,108.62	76.1%	9,452,274,721.68
70111	EXECUTIVE AND LEGISLATIVE ORGANS	21,021,346,680.00	24,928,346,680.00	9,133,010,577.46	17,901,039,847.46	71.8%	7,027,306,832.54
70112	FINANCIAL AND FISCAL AFFAIRS	10,864,728,150.30	14,559,728,150.30	5,069,158,487.32	12,134,760,261.16	83.3%	2,424,967,889.14
7013	GENERAL SERVICES	8,977,277,562.26	8,710,977,563.06	362,636,378.14	644,220,571.45	7.4%	8,066,756,991.61
70131	GENERAL PERSONNEL SERVICES	2,008,278,982.00	2,153,278,982.00	265,341,549.38	467,479,035.12	21.7%	1,685,799,946.88
70132	OVERALL PLANNING AND STATISTICAL SERVICES	4,728,176,948.26	5,316,876,949.06	61,327,168.07	108,847,233.09	2.0%	5,208,029,715.97
70133	OTHER GENERAL SERVICES	2,240,821,632.00	1,240,821,632.00	35,967,660.69	67,894,303.24	5.5%	1,172,927,328.76
7016	GENERAL PUBLIC SERVICES N.E.C.	386,275,639.00	399,275,639.00	88,728,552.50	121,825,773.33	30.5%	277,449,865.67
70161	GENERAL PUBLIC SERVICES N.E.C.	386,275,639.00	399,275,639.00	88,728,552.50	121,825,773.33	30.5%	277,449,865.67
7017	PUBLIC DEBT TRANSACTIONS	49,788,750.00	49,788,750.00	5,196,000.00	7,101,000.00	14.3%	42,687,750.00
70171	PUBLIC DEBT TRANSACTIONS	49,788,750.00	49,788,750.00	5,196,000.00	7,101,000.00	14.3%	42,687,750.00
703	PUBLIC ORDER AND SAFETY	6,028,034,955.00	5,330,034,955.00	754,587,643.63	1,371,975,913.77	25.7%	3,958,059,041.23
7033	LAW COURTS	2,429,034,955.00	2,431,034,955.00	310,821,150.63	562,818,086.77	23.2%	1,866,216,868.23
70331	LAW COURTS	2,429,034,955.00	2,431,034,955.00	310,821,150.63	562,818,086.77	23.2%	1,866,216,868.23
7036	PUBLIC ORDER AND SAFETY N.E.C.	3,599,000,000.00	2,899,000,000.00	443,766,493.00	809,157,827.00	27.9%	2,089,842,173.00
70361	PUBLIC ORDER AND SAFETY N.E.C.	3,599,000,000.00	2,899,000,000.00	443,766,493.00	809,157,827.00	27.9%	2,089,842,173.00
704	ECONOMIC AFFAIRS	3,183,968,163.00	3,463,968,163.00	294,283,053.83	758,127,790.13	21.9%	2,705,840,372.87
7041	GENERAL ECONOMIC, COMMERCIAL, AND LABOUR AFFAIRS	415,100,000.00	415,100,000.00	9,117,611.26	25,514,558.88	6.1%	389,585,441.12
70411	GENERAL ECONOMIC AND COMMERCIAL AFFAIRS	415,100,000.00	415,100,000.00	9,117,611.26	25,514,558.88	6.1%	389,585,441.12
7042	AGRICULTURE, FORESTRY, FISHING, AND HUNTING	481,099,663.00	506,099,663.00	30,987,497.75	60,201,153.81	11.9%	445,898,509.19
70421	AGRICULTURE	481,099,663.00	506,099,663.00	30,987,497.75	60,201,153.81	11.9%	445,898,509.19
7043	FUEL AND ENERGY	402,510,000.00	407,510,000.00	11,840,192.33	24,936,055.30	6.1%	382,573,944.70
70432	PETROLEUM AND NATURAL GAS	402,510,000.00	407,510,000.00	11,840,192.33	24,936,055.30	6.1%	382,573,944.70
7044	MINING, MANUFACTURING, AND CONSTRUCTION	616,700,000.00	618,700,000.00	148,095,415.85	282,154,216.00	45.6%	336,545,784.00
70441	MINING OF MINERAL RESOURCES OTHER THAN MINERAL FUELS	75,280,000.00	77,280,000.00	9,005,500.00	16,846,750.00	21.8%	60,433,250.00
70443	CONSTRUCTION	541,420,000.00	541,420,000.00	139,089,915.85	265,307,466.00	49.0%	276,112,534.00
7045	TRANSPORT	1,010,801,000.00	1,253,801,000.00	62,542,101.30	297,683,363.32	23.7%	956,117,636.68
70451	ROAD TRANSPORT	1,010,801,000.00	1,253,801,000.00	62,542,101.30	297,683,363.32	23.7%	956,117,636.68
7047	OTHER INDUSTRIES	197,157,500.00	197,157,500.00	21,095,626.40	47,777,383.88	24.2%	149,380,116.12
70473	TOURISM	197,157,500.00	197,157,500.00	21,095,626.40	47,777,383.88	24.2%	149,380,116.12
7048	R & D ECONOMIC AFFAIRS	60,600,000.00	65,600,000.00	10,604,608.94	19,861,058.94	30.3%	45,738,941.06
70483	FUEL AND ENERGY	60,600,000.00	65,600,000.00	10,604,608.94	19,861,058.94	30.3%	45,738,941.06
705	ENVIRONMENTAL PROTECTION	229,000,000.00	229,000,000.00	21,070,014.08	33,883,510.04	14.8%	195,116,489.96
7051	WASTE MANAGEMENT	229,000,000.00	229,000,000.00	21,070,014.08	33,883,510.04	14.8%	195,116,489.96
70511	WASTE MANAGEMENT	229,000,000.00	229,000,000.00	21,070,014.08	33,883,510.04	14.8%	195,116,489.96
706	HOUSING AND COMMUNITY AMMENITIES	2,401,102,150.00	2,547,902,150.00	127,352,452.00	432,625,333.31	17.0%	2,115,276,816.69
7061	HOUSING DEVELOPMENT	766,488,000.00	819,688,000.00	32,592,328.25	138,437,291.25	16.9%	681,250,708.75
70611	HOUSING DEVELOPMENT	766,488,000.00	819,688,000.00	32,592,328.25	138,437,291.25	16.9%	681,250,708.75
7062	COMMUNITY DEVELOPMENT	1,240,090,000.00	1,306,090,000.00	35,492,860.98	210,472,658.10	16.1%	1,095,617,341.90
70621	COMMUNITY DEVELOPMENT	1,240,090,000.00	1,306,090,000.00	35,492,860.98	210,472,658.10	16.1%	1,095,617,341.90
7063	WATER SUPPLY	394,524,150.00	422,124,150.00	59,267,262.77	83,715,383.96	19.8%	338,408,766.04
70631	WATER SUPPLY	394,524,150.00	422,124,150.00	59,267,262.77	83,715,383.96	19.8%	338,408,766.04



Bauchi State Government Budget Performance Report 2025 Q2 - Overhead Expenditure by Functional Classification

Code	Function	2025 Original Budget	2025 Revised Budget	2025 Q2 Performance	2025 Performance Year to Date (Q1-Q2)	% Performance Year to Date against 2025 Revised Budget	Balance (against Revised Budget)
707	HEALTH	4,240,837,781.87	4,961,837,781.87	640,387,118.70	1,654,778,604.75	33.4%	3,307,059,177.12
7071	MEDICAL PRODUCTS, APPLIANCES, AND EQUIPMENT	774,487,751.32	574,487,751.32	3,781,000.00	5,076,000.00	0.9%	569,411,751.32
70711	PHARMACEUTICAL PRODUCTS	774,487,751.32	574,487,751.32	3,781,000.00	5,076,000.00	0.9%	569,411,751.32
7072	OUTPATIENT SERVICES	325,550,000.00	325,550,000.00	62,334,000.00	128,829,525.50	39.6%	196,720,474.50
70721	GENERAL MEDICAL SERVICES	325,550,000.00	325,550,000.00	62,334,000.00	128,829,525.50	39.6%	196,720,474.50
7073	HOSPITAL SERVICES	1,308,700,813.00	1,329,700,813.00	241,900,965.35	458,401,564.90	34.5%	871,299,248.10
70731	GENERAL HOSPITAL SERVICES	778,050,813.00	778,050,813.00	143,189,800.00	297,886,598.55	38.3%	480,164,214.45
70732	SPECIALIZED HOSPITAL SERVICES	530,650,000.00	551,650,000.00	98,711,165.35	160,514,966.35	29.1%	391,135,033.65
7074	PUBLIC HEALTH SERVICES	952,299,217.55	952,299,217.55	16,920,219.35	31,688,527.21	3.3%	920,610,690.34
70741	PUBLIC HEALTH SERVICES	952,299,217.55	952,299,217.55	16,920,219.35	31,688,527.21	3.3%	920,610,690.34
7076	HEALTH N.E.C.	879,800,000.00	1,779,800,000.00	315,450,934.00	1,030,782,987.14	57.9%	749,017,012.86
70761	HEALTH N.E.C.	879,800,000.00	1,779,800,000.00	315,450,934.00	1,030,782,987.14	57.9%	749,017,012.86
708	RECREATION, CULTURE AND RELIGION	4,286,075,054.00	4,659,075,054.00	728,181,859.32	1,427,990,926.29	30.6%	3,231,084,127.71
7081	RECREATIONAL AND SPORTING SERVICES	1,107,794,834.00	1,353,794,834.00	484,958,000.13	794,266,960.53	58.7%	559,527,873.47
70811	RECREATIONAL AND SPORTING SERVICES	1,107,794,834.00	1,353,794,834.00	484,958,000.13	794,266,960.53	58.7%	559,527,873.47
7083	BROADCASTING AND PUBLISHING SERVICES	879,775,060.00	961,775,060.00	72,696,268.83	206,035,195.90	21.4%	755,739,864.10
70831	BROADCASTING AND PUBLISHING SERVICES	879,775,060.00	961,775,060.00	72,696,268.83	206,035,195.90	21.4%	755,739,864.10
7084	RELIGIOUS AND OTHER COMMUNITY SERVICES	2,298,505,160.00	2,343,505,160.00	170,527,590.36	427,688,769.86	18.2%	1,915,816,390.14
70841	RELIGIOUS AND OTHER COMMUNITY SERVICES	2,298,505,160.00	2,343,505,160.00	170,527,590.36	427,688,769.86	18.2%	1,915,816,390.14
709	EDUCATION	7,967,670,700.00	6,831,970,700.00	850,393,973.68	1,774,561,733.27	26.0%	5,057,408,966.73
7091	PRE-PRIMARY AND PRIMARY EDUCATION	735,100,000.00	735,100,000.00	37,444,321.35	79,158,427.99	10.8%	655,941,572.01
70912	PRIMARY EDUCATION	735,100,000.00	735,100,000.00	37,444,321.35	79,158,427.99	10.8%	655,941,572.01
7092	SECONDARY EDUCATION	220,828,500.00	233,828,500.00	37,265,009.00	58,556,010.75	25.0%	175,272,489.25
70922	UPPER-SECONDARY EDUCATION	220,828,500.00	233,828,500.00	37,265,009.00	58,556,010.75	25.0%	175,272,489.25
7094	TERTIARY EDUCATION	4,487,085,000.00	4,034,085,000.00	596,617,239.62	1,270,937,373.10	31.5%	2,763,147,626.90
70941	FIRST STAGE OF TERTIARY EDUCATION	1,427,118,000.00	1,462,118,000.00	170,563,730.59	355,908,472.94	24.3%	1,106,209,527.06
70942	SECOND STAGE OF TERTIARY EDUCATION	3,059,967,000.00	2,571,967,000.00	426,053,509.03	915,028,900.16	35.6%	1,656,938,099.84
7095	EDUCATION NOT DEFINABLE BY LEVEL	155,957,200.00	155,957,200.00	18,170,089.92	22,671,112.28	14.5%	133,286,087.72
70951	EDUCATION NOT DEFINABLE BY LEVEL	155,957,200.00	155,957,200.00	18,170,089.92	22,671,112.28	14.5%	133,286,087.72
7097	R & D EDUCATION	20,200,000.00	24,500,000.00	4,367,382.85	4,825,920.57	19.7%	19,674,079.43
70971	R & D EDUCATION	20,200,000.00	24,500,000.00	4,367,382.85	4,825,920.57	19.7%	19,674,079.43
7098	EDUCATION N.E.C.	2,348,500,000.00	1,648,500,000.00	156,529,930.94	338,412,888.58	20.5%	1,310,087,111.42
70981	EDUCATION N.E.C	2,348,500,000.00	1,648,500,000.00	156,529,930.94	338,412,888.58	20.5%	1,310,087,111.42
710	SOCIAL PROTECTION	7,274,038,763.00	8,503,538,763.00	2,260,613,664.68	3,742,288,087.19	44.0%	4,761,250,675.81
7101	SICKNESS AND DISABILITY	268,680,663.00	268,680,663.00	14,129,827.03	26,207,063.31	9.8%	242,473,599.69
71012	DISABILITY	268,680,663.00	268,680,663.00	14,129,827.03	26,207,063.31	9.8%	242,473,599.69
7102	OLD AGE	80,000,000.00	80,000,000.00	-	-	0.0%	80,000,000.00
71021	OLD AGE	80,000,000.00	80,000,000.00	-	-	0.0%	80,000,000.00
7104	FAMILY AND CHILDREN	1,729,350,000.00	1,729,350,000.00	468,775,201.30	892,360,567.78	51.6%	836,989,432.22
71041	FAMILY AND CHILDREN	1,729,350,000.00	1,729,350,000.00	468,775,201.30	892,360,567.78	51.6%	836,989,432.22
7105	UNEMPLOYMENT	673,200,000.00	690,200,000.00	75,078,636.35	109,066,914.28	15.8%	581,133,085.72
71051	UNEMPLOYMENT	673,200,000.00	690,200,000.00	75,078,636.35	109,066,914.28	15.8%	581,133,085.72
7109	SOCIAL PROTECTION N.E.C.	4,522,808,100.00	5,735,308,100.00	1,702,630,000.00	2,714,653,541.82	47.3%	3,020,654,558.18
71091	SOCIAL PROTECTION N.E.C.	4,522,808,100.00	5,735,308,100.00	1,702,630,000.00	2,714,653,541.82	47.3%	3,020,654,558.18



Table 12: Capital Expenditure by Functional Classification

Bauchi State Government Budget Performance Report 2025 Q2 - Capital Expenditure by Functional Classification

Code	Function	2025 Original Budget	2025 Revised Budget	2025 Q2 Performance	2025 Performance Year to Date (Q1-Q2)	% Performance Year to Date against 2025 Revised Budget	Balance (against Revised Budget)
	Total Capital Expenditure	284,023,975,618.56	275,378,975,618.56	42,055,216,808.32	91,694,707,553.97	33.3%	183,684,268,064.59
701	GENERAL PUBLIC SERVICES	16,107,459,853.81	18,277,459,853.81	5,213,664,370.00	8,404,557,455.48	46.0%	9,872,902,398.33
7011	EXECUTIVE AND LEGISLATIVE ORGANS, FINANCIAL AND FISCAL AFFAIRS, EXTERNA	5,684,690,283.84	9,954,690,283.84	4,144,056,870.00	6,178,495,005.48	62.1%	3,776,195,278.36
70111	EXECUTIVE AND LEGISLATIVE ORGANS	2,665,355,283.84	2,915,355,283.84	321,390,515.00	370,670,450.48	12.7%	2,544,684,833.36
70112	FINANCIAL AND FISCAL AFFAIRS	3,019,335,000.00	7,039,335,000.00	3,822,666,355.00	5,807,824,555.00	82.5%	1,231,510,445.00
7013	GENERAL SERVICES	9,832,214,919.97	7,732,214,919.97	1,061,546,000.00	2,195,923,550.00	28.4%	5,536,291,369.97
70131	GENERAL PERSONNEL SERVICES	1,603,646,393.97	1,303,646,393.97	20,000,000.00	20,000,000.00	1.5%	1,283,646,393.97
70132	OVERALL PLANNING AND STATISTICAL SERVICES	1,269,200,000.00	1,269,200,000.00	19,750,000.00	20,707,550.00	1.6%	1,248,492,450.00
70133	OTHER GENERAL SERVICES	6,959,368,526.00	5,159,368,526.00	1,021,796,000.00	2,155,216,000.00	41.8%	3,004,152,526.00
7016	GENERAL PUBLIC SERVICES N.E.C.	545,561,150.00	545,561,150.00	540,000.00	22,617,400.00	4.1%	522,943,750.00
70161	GENERAL PUBLIC SERVICES N.E.C.	545,561,150.00	545,561,150.00	540,000.00	22,617,400.00	4.1%	522,943,750.00
7017	PUBLIC DEBT TRANSACTIONS	44,993,500.00	44,993,500.00	7,521,500.00	7,521,500.00	16.7%	37,472,000.00
70171	PUBLIC DEBT TRANSACTIONS	44,993,500.00	44,993,500.00	7,521,500.00	7,521,500.00	16.7%	37,472,000.00
703	PUBLIC ORDER AND SAFETY	4,725,968,364.48	4,755,968,364.48	237,118,831.53	628,182,133.56	13.2%	4,127,786,230.92
7033	LAW COURTS	3,173,768,364.48	3,173,768,364.48	189,688,831.53	523,864,220.56	16.5%	2,649,904,143.92
70331	LAW COURTS	3,173,768,364.48	3,173,768,364.48	189,688,831.53	523,864,220.56	16.5%	2,649,904,143.92
7036	PUBLIC ORDER AND SAFETY N.E.C.	1,552,200,000.00	1,582,200,000.00	47,430,000.00	104,317,913.00	6.6%	1,477,882,087.00
70361	PUBLIC ORDER AND SAFETY N.E.C.	1,552,200,000.00	1,582,200,000.00	47,430,000.00	104,317,913.00	6.6%	1,477,882,087.00
704	ECONOMIC AFFAIRS	93,907,058,422.95	100,472,058,422.95	16,048,258,702.65	43,341,889,970.71	43.1%	57,130,168,452.24
7041	GENERAL ECONOMIC, COMMERCIAL, AND LABOUR AFFAIRS	2,788,500,000.00	2,788,500,000.00	186,901,200.00	268,951,900.00	9.6%	2,519,548,100.00
70411	GENERAL ECONOMIC AND COMMERCIALAFFAIRS	2,788,500,000.00	2,788,500,000.00	186,901,200.00	268,951,900.00	9.6%	2,519,548,100.00
7042	AGRICULTURE, FORESTRY, FISHING, AND HUNTING	10,070,585,628.00	9,240,585,628.00	884,244,261.78	1,088,190,888.80	11.8%	8,152,394,739.20
70421	AGRICULTURE	10,055,585,628.00	9,225,585,628.00	884,244,261.78	1,088,190,888.80	11.8%	8,137,394,739.20
70422	FORESTRY	15,000,000.00	15,000,000.00	-	-	0.0%	15,000,000.00
7043	FUEL AND ENERGY	18,518,408,802.00	13,068,408,802.00	60,342,661.20	2,095,575,141.24	16.0%	10,972,833,660.76
70432	PETROLUEM AND NATURAL GAS	4,370,000,000.00	2,920,000,000.00	-	-	0.0%	2,920,000,000.00
70433	NUCLEAR FUEL	2,425,000,000.00	2,425,000,000.00	-	1,873,365,189.35	77.3%	551,634,810.65
70435	ELECTRICITY	11,723,408,802.00	7,723,408,802.00	60,342,661.20	222,209,951.89	2.9%	7,501,198,850.11
7044	MINING, MANUFACTURING, AND CONSTRUCTION	1,635,050,000.00	1,755,050,000.00	119,871,938.59	258,620,188.59	14.7%	1,496,429,811.41
70441	MINING OF MINERAL RESOURCES OTHER THAN MINERAL FUELS	1,183,000,000.00	1,303,000,000.00	119,871,938.59	258,267,188.59	19.8%	1,044,732,811.41
70443	CONSTRUCTION	452,050,000.00	452,050,000.00	-	353,000.00	0.1%	451,697,000.00
7045	TRANSPORT	58,393,012,484.52	71,103,012,484.52	14,576,185,605.65	39,323,392,722.97	55.3%	31,779,619,761.55
70451	ROAD TRANSPORT	58,393,012,484.52	71,103,012,484.52	14,576,185,605.65	39,323,392,722.97	55.3%	31,779,619,761.55
7047	OTHER INDUSTRIES	2,126,501,508.43	2,126,501,508.43	148,314,328.77	211,947,128.99	10.0%	1,914,554,379.44
70473	TOURISM	2,126,501,508.43	2,126,501,508.43	148,314,328.77	211,947,128.99	10.0%	1,914,554,379.44
7048	R & D ECONOMIC AFFAIRS	375,000,000.00	390,000,000.00	72,398,706.66	95,212,000.12	24.4%	294,787,999.88
70483	FUEL AND ENERGY	375,000,000.00	390,000,000.00	72,398,706.66	95,212,000.12	24.4%	294,787,999.88
705	ENVIRONMENTAL PROTECTION	5,054,350,001.00	5,184,350,001.00	233,291,898.13	895,882,466.78	17.3%	4,288,467,534.22
7051	WASTE MANAGEMENT	2,740,200,001.00	2,740,200,001.00	127,235,562.06	216,607,520.10	7.9%	2,523,592,480.90
70511	WASTE MANAGEMENT	2,740,200,001.00	2,740,200,001.00	127,235,562.06	216,607,520.10	7.9%	2,523,592,480.90
7054	PROTECTION OF BIODIVERSITYAND LANDSCAPE	320,500,000.00	320,500,000.00	17,745,000.00	25,361,000.00	7.9%	295,139,000.00
70541	PROTECTION OF BIODIVERSITY AND LANDSCAPE	320,500,000.00	320,500,000.00	17,745,000.00	25,361,000.00	7.9%	295,139,000.00
7056	ENVIRONMENTAL PROTECTION N.E.C.	1,993,650,000.00	2,123,650,000.00	88,311,336.07	653,913,946.68	30.8%	1,469,736,053.32
70561	ENVIRONMENTAL PROTECTION N.E.C.	1,993,650,000.00	2,123,650,000.00	88,311,336.07	653,913,946.68	30.8%	1,469,736,053.32



Bauchi State Government Budget Performance Report 2025 Q2 - Capital Expenditure by Functional Classification

Code	Function	2025 Original Budget	2025 Revised Budget	2025 Q2 Performance	2025 Performance Year to Date (Q1-Q2)	% Performance Year to Date against 2025 Revised Budget	Balance (against Revised Budget)
706	HOUSING AND COMMUNITY AMMENITIES	53,650,879,584.72	51,750,879,584.72	11,271,609,724.18	19,244,554,800.52	37.2%	32,506,324,784.20
7061	HOUSING DEVELOPMENT	14,320,000,000.00	15,520,000,000.00	3,499,634,126.76	10,637,140,636.17	68.5%	4,882,859,363.83
70611	HOUSING DEVELOPMENT	14,320,000,000.00	15,520,000,000.00	3,499,634,126.76	10,637,140,636.17	68.5%	4,882,859,363.83
7062	COMMUNITY DEVELOPMENT	27,757,700,000.00	25,757,700,000.00	6,897,620,097.42	7,255,950,290.35	28.2%	18,501,749,709.65
70621	COMMUNITY DEVELOPMENT	27,757,700,000.00	25,757,700,000.00	6,897,620,097.42	7,255,950,290.35	28.2%	18,501,749,709.65
7063	WATER SUPPLY	11,573,179,584.72	10,473,179,584.72	874,355,500.00	1,351,463,874.00	12.9%	9,121,715,710.72
70631	WATER SUPPLY	11,573,179,584.72	10,473,179,584.72	874,355,500.00	1,351,463,874.00	12.9%	9,121,715,710.72
707	HEALTH	56,511,620,031.46	47,441,620,031.46	8,342,509,922.91	13,933,481,359.43	29.4%	33,508,138,672.03
7071	MEDICAL PRODUCTS, APPLIANCES, AND EQUIPMENT	1,774,000,000.00	1,274,000,000.00	-	-	0.0%	1,274,000,000.00
70711	PHARMACEUTICAL PRODUCTS	465,500,000.00	465,500,000.00	-	-	0.0%	465,500,000.00
70713	THERAPEUTIC APPLIANCES AND EQUIPMENT	1,308,500,000.00	808,500,000.00	-	-	0.0%	808,500,000.00
7072	OUTPATIENT SERVICES	3,663,170,820.00	3,673,170,820.00	195,345,636.00	395,676,636.00	10.8%	3,277,494,184.00
70721	GENERAL MEDICAL SERVICES	2,333,170,820.00	2,343,170,820.00	194,401,336.00	382,004,336.00	16.3%	1,961,166,484.00
70722	SPECIALIZED MEDICAL SERVICES	1,330,000,000.00	1,330,000,000.00	944,300.00	13,672,300.00	1.0%	1,316,327,700.00
7073	HOSPITAL SERVICES	3,542,500,000.00	3,542,500,000.00	10,000,000.00	19,500,000.00	0.6%	3,523,000,000.00
70731	GENERAL HOSPITAL SERVICES	3,542,500,000.00	3,542,500,000.00	10,000,000.00	19,500,000.00	0.6%	3,523,000,000.00
7074	PUBLIC HEALTH SERVICES	17,917,101,636.88	15,817,101,636.88	4,450,761,648.15	6,493,921,300.22	41.1%	9,323,180,336.66
70741	PUBLIC HEALTH SERVICES	17,917,101,636.88	15,817,101,636.88	4,450,761,648.15	6,493,921,300.22	41.1%	9,323,180,336.66
7076	HEALTH N.E.C.	29,614,847,574.58	23,134,847,574.58	3,686,402,638.76	7,024,383,423.21	30.4%	16,110,464,151.37
70761	HEALTH N.E.C.	29,614,847,574.58	23,134,847,574.58	3,686,402,638.76	7,024,383,423.21	30.4%	16,110,464,151.37
708	RECREATION, CULTURE AND RELIGION	3,972,914,000.00	3,972,914,000.00	64,409,700.00	820,007,671.51	20.6%	3,152,906,328.49
7081	RECREATIONAL AND SPORTING SERVICES	833,000,000.00	833,000,000.00	9,070,000.00	12,157,000.00	1.5%	820,843,000.00
70811	RECREATIONAL AND SPORTING SERVICES	833,000,000.00	833,000,000.00	9,070,000.00	12,157,000.00	1.5%	820,843,000.00
7082	CULTURAL SERVICES	50,000,000.00	50,000,000.00	9,625,000.00	9,625,000.00	19.3%	40,375,000.00
70821	CULTURAL SERVICES	50,000,000.00	50,000,000.00	9,625,000.00	9,625,000.00	19.3%	40,375,000.00
7083	BROADCASTING AND PUBLISHING SERVICES	1,982,474,000.00	2,202,474,000.00	33,772,500.00	704,959,989.43	32.0%	1,497,514,010.57
70831	BROADCASTING AND PUBLISHING SERVICES	1,982,474,000.00	2,202,474,000.00	33,772,500.00	704,959,989.43	32.0%	1,497,514,010.57
7084	RELIGIOUS AND OTHER COMMUNITY SERVICES	887,440,000.00	887,440,000.00	11,942,200.00	93,265,682.08	10.5%	794,174,317.92
70841	RELIGIOUS AND OTHER COMMUNITY SERVICES	887,440,000.00	887,440,000.00	11,942,200.00	93,265,682.08	10.5%	794,174,317.92
709	EDUCATION	42,544,960,960.14	37,154,960,960.14	642,729,658.92	4,330,777,695.98	11.7%	32,824,183,264.16
7091	PRE-PRIMARY AND PRIMARY EDUCATION	9,429,357,110.14	9,849,357,110.14	37,764,500.00	1,810,604,350.85	18.4%	8,038,752,759.29
70912	PRIMARY EDUCATION	9,429,357,110.14	9,849,357,110.14	37,764,500.00	1,810,604,350.85	18.4%	8,038,752,759.29
7092	SECONDARY EDUCATION	15,638,403,850.00	12,638,403,850.00	191,233,869.97	948,579,677.17	7.5%	11,689,824,172.83
70922	UPPER-SECONDARY EDUCATION	15,638,403,850.00	12,638,403,850.00	191,233,869.97	948,579,677.17	7.5%	11,689,824,172.83
7094	TERTIARY EDUCATION	13,640,750,000.00	11,730,750,000.00	383,306,885.95	1,418,238,172.01	12.1%	10,312,511,827.99
70941	FIRST STAGE OF TERTIARY EDUCATION	10,934,100,000.00	8,784,100,000.00	101,306,885.95	679,138,172.01	7.7%	8,104,961,827.99
70942	SECOND STAGE OF TERTIARY EDUCATION	2,706,650,000.00	2,946,650,000.00	282,000,000.00	739,100,000.00	25.1%	2,207,550,000.00
7095	EDUCATION NOT DEFINABLE BY LEVEL	222,000,000.00	222,000,000.00	-	-	0.0%	222,000,000.00
70951	EDUCATION NOT DEFINABLE BY LEVEL	222,000,000.00	222,000,000.00	-	-	0.0%	222,000,000.00
7097	R & D EDUCATION	1,729,250,000.00	1,529,250,000.00	-	23,223,000.00	1.5%	1,506,027,000.00
70971	R & D EDUCATION	1,729,250,000.00	1,529,250,000.00	-	23,223,000.00	1.5%	1,506,027,000.00
7098	EDUCATION N.E.C.	1,885,200,000.00	1,185,200,000.00	30,424,403.00	130,132,495.95	11.0%	1,055,067,504.05
70981	EDUCATION N.E.C	1,885,200,000.00	1,185,200,000.00	30,424,403.00	130,132,495.95	11.0%	1,055,067,504.05
710	SOCIAL PROTECTION	7,768,764,400.00	6,368,764,400.00	1,624,000.00	95,374,000.00	1.5%	6,273,390,400.00
7101	SICKNESS AND DISABILITY	354,710,000.00	354,710,000.00	-	-	0.0%	354,710,000.00
71012	DISABILITY	354,710,000.00	354,710,000.00	-	-	0.0%	354,710,000.00
7102	OLD AGE	108,000,000.00	108,000,000.00	-	-	0.0%	108,000,000.00
71021	OLD AGE	108,000,000.00	108,000,000.00	-	-	0.0%	108,000,000.00
7104	FAMILY AND CHILDREN	3,214,360,000.00	3,214,360,000.00	1,624,000.00	1,624,000.00	0.1%	3,212,736,000.00
71041	FAMILY AND CHILDREN	3,214,360,000.00	3,214,360,000.00	1,624,000.00	1,624,000.00	0.1%	3,212,736,000.00
7105	UNEMPLOYMENT	1,470,850,000.00	1,470,850,000.00	-	93,750,000.00	6.4%	1,377,100,000.00
71051	UNEMPLOYMENT	1,470,850,000.00	1,470,850,000.00	-	93,750,000.00	6.4%	1,377,100,000.00
7109	SOCIAL PROTECTION N.E.C.	2,620,844,400.00	1,220,844,400.00	-	-	0.0%	1,220,844,400.00
71091	SOCIAL PROTECTION N.E.C.	2,620,844,400.00	1,220,844,400.00	-	-	0.0%	1,220,844,400.00



Table 13: Other Expenditure by Functional Classification

Bauchi State Government Budget Performance Report 2025 Q2 - Other Expenditure by Functional Classification

Code	Function	2025 Original Budget	2025 Revised Budget	2025 Q2 Performance	2025 Performance Year to Date (Q1-Q2)	% Performance Year to Date against 2025 Revised Budget	Balance (against Revised Budget)
	Total Other Expenditure	35,745,750,000.00	35,845,750,000.00	12,133,007,488.70	23,896,590,933.76	66.7%	11,949,159,066.24
701	GENERAL PUBLIC SERVICES	30,918,750,000.00	32,418,750,000.00	11,608,926,913.70	23,032,582,734.76	71.0%	9,386,167,265.24
7011	EXECUTIVE AND LEGISLATIVE ORGANS, FINANCIAL AND FISCAL AFFAIRS, EXTERNA	1,098,250,000.00	1,098,250,000.00	260,446,014.94	480,736,851.07	43.8%	617,513,148.93
70111	EXECUTIVE AND LEGISLATIVE ORGANS	1,010,000,000.00	1,010,000,000.00	246,450,000.00	435,594,000.00	43.1%	574,406,000.00
70112	FINANCIAL AND FISCAL AFFAIRS	88,250,000.00	88,250,000.00	13,996,014.94	45,142,851.07	51.2%	43,107,148.93
7013	GENERAL SERVICES	-	100,000,000.00	63,750,000.00	63,750,000.00	63.8%	36,250,000.00
70132	OVERALL PLANNING AND STATISTICAL SERVICES	-	100,000,000.00	63,750,000.00	63,750,000.00	63.8%	36,250,000.00
7017	PUBLIC DEBT TRANSACTIONS	29,800,000,000.00	31,200,000,000.00	11,284,730,898.76	22,488,095,883.69	72.1%	8,711,904,116.31
70171	PUBLIC DEBT TRANSACTIONS	29,800,000,000.00	31,200,000,000.00	11,284,730,898.76	22,488,095,883.69	72.1%	8,711,904,116.31
7018	TRANSFERS OF A GENERAL CHARACTER BETWEEN DIFFERENT LEVELS OF GOVERNMENT	20,500,000.00	20,500,000.00	-	-	0.0%	20,500,000.00
70181	TRANSFERS OF A GENERAL CHARACTER BETWEEN DIFFERENT LEVELS OF GOVERNMENT	20,500,000.00	20,500,000.00	-	-	0.0%	20,500,000.00
703	PUBLIC ORDER AND SAFETY	500,000,000.00	200,000,000.00	-	-	0.0%	200,000,000.00
7036	PUBLIC ORDER AND SAFETY N.E.C.	500,000,000.00	200,000,000.00	-	-	0.0%	200,000,000.00
70361	PUBLIC ORDER AND SAFETY N.E.C.	500,000,000.00	200,000,000.00	-	-	0.0%	200,000,000.00
704	ECONOMIC AFFAIRS	116,000,000.00	116,000,000.00	1,930,000.00	1,980,000.00	1.7%	114,020,000.00
7041	GENERAL ECONOMIC, COMMERCIAL, AND LABOUR AFFAIRS	110,000,000.00	110,000,000.00	1,880,000.00	1,880,000.00	1.7%	108,120,000.00
70411	GENERAL ECONOMIC AND COMMERCIAL AFFAIRS	110,000,000.00	110,000,000.00	1,880,000.00	1,880,000.00	1.7%	108,120,000.00
7043	FUEL AND ENERGY	5,000,000.00	5,000,000.00	50,000.00	50,000.00	1.0%	4,950,000.00
70432	PETROLEUM AND NATURAL GAS	5,000,000.00	5,000,000.00	50,000.00	50,000.00	1.0%	4,950,000.00
7044	MINING, MANUFACTURING, AND CONSTRUCTION	1,000,000.00	1,000,000.00	-	50,000.00	5.0%	950,000.00
70443	CONSTRUCTION	1,000,000.00	1,000,000.00	-	50,000.00	5.0%	950,000.00
706	HOUSING AND COMMUNITY AMMENITIES	20,000,000.00	20,000,000.00	-	700,000.00	3.5%	19,300,000.00
7062	COMMUNITY DEVELOPMENT	20,000,000.00	20,000,000.00	-	700,000.00	3.5%	19,300,000.00
70621	COMMUNITY DEVELOPMENT	20,000,000.00	20,000,000.00	-	700,000.00	3.5%	19,300,000.00
707	HEALTH	34,500,000.00	34,500,000.00	14,405,000.00	17,155,000.00	49.7%	17,345,000.00
7073	HOSPITAL SERVICES	34,500,000.00	34,500,000.00	14,405,000.00	17,155,000.00	49.7%	17,345,000.00
70731	GENERAL HOSPITAL SERVICES	29,000,000.00	29,000,000.00	14,405,000.00	15,205,000.00	52.4%	13,795,000.00
70732	SPECIALIZED HOSPITAL SERVICES	5,500,000.00	5,500,000.00	-	1,950,000.00	35.5%	3,550,000.00
708	RECREATION, CULTURE AND RELIGION	350,000,000.00	350,000,000.00	19,716,000.00	43,466,000.00	12.4%	306,534,000.00
7084	RELIGIOUS AND OTHER COMMUNITY SERVICES	350,000,000.00	350,000,000.00	19,716,000.00	43,466,000.00	12.4%	306,534,000.00
70841	RELIGIOUS AND OTHER COMMUNITY SERVICES	350,000,000.00	350,000,000.00	19,716,000.00	43,466,000.00	12.4%	306,534,000.00
709	EDUCATION	3,036,500,000.00	2,136,500,000.00	472,389,575.00	785,067,199.00	36.7%	1,351,432,801.00
7091	PRE-PRIMARY AND PRIMARY EDUCATION	20,000,000.00	20,000,000.00	-	-	0.0%	20,000,000.00
70912	PRIMARY EDUCATION	20,000,000.00	20,000,000.00	-	-	0.0%	20,000,000.00
7092	SECONDARY EDUCATION	900,000,000.00	500,000,000.00	128,959,215.00	218,183,955.00	43.6%	281,816,045.00
70922	UPPER-SECONDARY EDUCATION	900,000,000.00	500,000,000.00	128,959,215.00	218,183,955.00	43.6%	281,816,045.00
7094	TERTIARY EDUCATION	116,500,000.00	116,500,000.00	264,900.00	264,900.00	0.2%	116,235,100.00
70941	FIRST STAGE OF TERTIARY EDUCATION	107,500,000.00	107,500,000.00	264,900.00	264,900.00	0.2%	107,235,100.00
70942	SECOND STAGE OF TERTIARY EDUCATION	9,000,000.00	9,000,000.00	-	-	0.0%	9,000,000.00
7098	EDUCATION N.E.C.	2,000,000,000.00	1,500,000,000.00	343,165,460.00	566,618,344.00	37.8%	933,381,656.00
70981	EDUCATION N.E.C	2,000,000,000.00	1,500,000,000.00	343,165,460.00	566,618,344.00	37.8%	933,381,656.00
710	SOCIAL PROTECTION	770,000,000.00	570,000,000.00	15,640,000.00	15,640,000.00	2.7%	554,360,000.00
7104	FAMILY AND CHILDREN	505,000,000.00	305,000,000.00	15,640,000.00	15,640,000.00	5.1%	289,360,000.00
71041	FAMILY AND CHILDREN	505,000,000.00	305,000,000.00	15,640,000.00	15,640,000.00	5.1%	289,360,000.00
7105	UNEMPLOYMENT	15,000,000.00	15,000,000.00	-	-	0.0%	15,000,000.00
71051	UNEMPLOYMENT	15,000,000.00	15,000,000.00	-	-	0.0%	15,000,000.00
7109	SOCIAL PROTECTION N.E.C.	250,000,000.00	250,000,000.00	-	-	0.0%	250,000,000.00
71091	SOCIAL PROTECTION N.E.C.	250,000,000.00	250,000,000.00	-	-	0.0%	250,000,000.00



2.F Expenditure by Programme Classification

Table 14: Total Expenditure by Programme Classification

Bauchi State Government Budget Performance Report 2025 Q2 - Total Expenditure by Programme Classification

Code	Programme (Sector and Objective)	2025 Original Budget	2025 Revised Budget	2025 Q2 Performance	2025 Performance Year to Date (Q1-Q2)	% Performance Year to Date against 2025 Revised Budget	Balance (against Revised Budget)
	Total Expenditure	467,085,248,317.12	467,085,248,317.12	92,148,156,120.35	188,986,628,246.91	40.5%	278,098,620,070.21
01	Agriculture	14,206,009,736.21	12,771,047,398.79	1,976,075,291.57	2,749,049,414.62	21.5%	10,021,997,984.17
0101	Effective governance of the Agriculture Sector	2,692,014,332.13	3,560,672,261.69	567,270,056.89	1,107,160,941.32	31.1%	2,453,511,320.37
0102	Development of the livestock value chain	2,161,389,881.00	2,243,600,817.00	425,849,124.52	576,909,011.76	25.7%	1,666,691,805.24
0103	Enhancement of food production and productivity	3,557,341,275.88	3,171,510,072.90	482,956,110.16	562,989,461.54	17.8%	2,608,520,611.36
0104	Reduction of post-harvest losses	1,023,000,000.00	1,023,000,000.00	-	-	0.0%	1,023,000,000.00
0105	Enhancement of fisheries resources development (aquaculture, marine, inland, artisanal)	10,000,000.00	10,000,000.00	-	-	0.0%	10,000,000.00
0107	Promotion of enabling environment for increased agricultural development	3,172,264,247.20	1,672,264,247.20	500,000,000.00	501,990,000.00	30.0%	1,170,274,247.20
0110	Agriculture Sector Expenditures Not Elsewhere Classified	1,590,000,000.00	1,090,000,000.00	-	-	0.0%	1,090,000,000.00
02	Societal Re-orientation	6,137,131,701.53	6,525,517,012.55	555,239,222.11	1,103,009,779.40	16.9%	5,422,507,233.15
0210	Societal Re-orientation - General	6,137,131,701.53	6,525,517,012.55	555,239,222.11	1,103,009,779.40	16.9%	5,422,507,233.15
03	Poverty Alleviation	11,791,352,361.28	11,707,566,978.48	1,956,459,952.36	3,193,137,401.72	27.3%	8,514,429,576.76
0310	Poverty Alleviation - General	11,791,352,361.28	11,707,566,978.48	1,956,459,952.36	3,193,137,401.72	27.3%	8,514,429,576.76
04	Health	70,296,565,726.72	64,587,551,818.77	11,925,519,856.04	21,490,738,369.60	33.3%	43,096,813,449.16
0401	Effective governance of the health system	10,339,576,934.22	12,996,270,029.40	2,905,037,620.03	6,130,647,759.95	47.2%	6,865,622,269.44
0403	Enhancement of the delivery of Essential Package of Health Services (EPHS) to all citizens	1,041,000,000.00	1,051,000,000.00	100,922,074.90	114,358,074.90	10.9%	936,641,925.10
0404	Provision of the right number and right skill mix of competent, motivated, and productive Human Resources	650,365,814.72	724,727,964.59	107,295,914.36	264,366,046.71	36.5%	460,361,917.88
0405	Provision of adequate and modern health infrastructure for health services delivery	41,125,992,093.57	34,245,992,093.57	4,993,734,548.30	9,931,744,165.93	29.0%	24,314,247,927.64
0406	Provision of quality, affordable, available, and safe medicines, vaccines, and other health commodities	9,439,589,789.20	8,748,520,636.20	3,486,645,079.55	4,495,427,745.90	51.4%	4,253,092,890.30
0407	Evidence generation and utilisation	932,300,000.00	932,300,000.00	52,719,318.75	105,484,818.75	11.3%	826,815,181.25
0409	Provision of universal health coverage and financial risk protection for citizens	2,584,787,095.01	2,184,787,095.01	137,025,973.55	208,618,629.86	9.5%	1,976,168,465.15
0410	Health Sector Expenditures Not Elsewhere Classified	4,182,954,000.00	3,703,954,000.00	142,139,326.60	240,091,127.60	6.5%	3,463,862,872.40
05	Education	70,265,439,437.07	66,189,175,557.55	6,691,520,244.05	16,199,747,688.22	24.5%	49,989,427,869.33
0501	Effective governance of the education system	24,231,223,849.24	25,629,041,242.07	5,446,865,792.53	10,742,533,998.40	41.9%	14,886,507,243.67
0502	Increase in access, retention, and completion rate at all levels	3,595,562,334.07	3,744,478,260.88	391,254,693.05	781,061,447.86	20.9%	2,963,416,813.02
0503	Equity and inclusiveness in the provision of educational services	932,096,179.52	1,208,774,053.00	202,507,841.22	380,649,643.76	31.5%	828,124,409.24
0504	Improved quality of teaching and learning outcomes	1,307,456,713.10	1,337,781,640.46	55,184,587.08	137,193,702.94	10.3%	1,200,587,937.52
0505	Adequate infrastructure at all levels	37,093,857,509.45	31,628,857,509.45	453,285,960.20	3,980,865,775.29	12.6%	27,647,991,734.16
0506	Improved education information management system (EIMS)	2,144,150,000.00	1,644,150,000.00	136,233,869.97	146,255,619.97	8.9%	1,497,894,380.03
0510	Education Sector Expenditures Not Elsewhere Classified	961,092,851.69	996,092,851.69	6,187,500.00	31,187,500.00	3.1%	964,905,351.69
06	Housing and Urban Development	21,456,824,406.97	22,472,731,245.31	3,843,222,214.91	11,963,007,220.77	53.2%	10,509,724,024.54
0610	Housing and Urban Development - General	21,456,824,406.97	22,472,731,245.31	3,843,222,214.91	11,963,007,220.77	53.2%	10,509,724,024.54
07	Gender	5,125,131,207.62	5,050,825,165.27	448,015,376.26	888,957,611.73	17.6%	4,161,867,553.54
0710	Gender - General	5,125,131,207.62	5,050,825,165.27	448,015,376.26	888,957,611.73	17.6%	4,161,867,553.54
08	Youth	3,951,439,454.90	4,240,966,737.82	686,179,780.32	1,136,221,022.73	26.8%	3,104,745,715.09
0810	Youth - General	3,951,439,454.90	4,240,966,737.82	686,179,780.32	1,136,221,022.73	26.8%	3,104,745,715.09



Bauchi State Government Budget Performance Report 2025 Q2 - Total Expenditure by Programme Classification

Code	Programme (Sector and Objective)	2025 Original Budget	2025 Revised Budget	2025 Q2 Performance	2025 Performance Year to Date (Q1-Q2)	% Performance Year to Date against 2025 Revised Budget	Balance (against Revised Budget)
09	Environmental Improvement	4,069,938,903.00	4,271,882,813.18	399,983,239.18	766,543,535.08	17.9%	3,505,339,278.10
0910	Environmental Improvement - General	4,069,938,903.00	4,271,882,813.18	399,983,239.18	766,543,535.08	17.9%	3,505,339,278.10
10	Water Resources and Rural Development	36,001,799,322.27	34,424,452,585.81	7,787,713,093.68	8,438,291,737.76	24.5%	25,986,160,848.05
1010	Water Resources and Rural Deve - General	36,001,799,322.27	34,424,452,585.81	7,787,713,093.68	8,438,291,737.76	24.5%	25,986,160,848.05
11	Information Communication and Technology	6,290,574,564.28	5,388,327,928.34	216,247,361.40	1,144,295,246.09	21.2%	4,244,032,682.25
1110	Information Communication and Technology - General	6,290,574,564.28	5,388,327,928.34	216,247,361.40	1,144,295,246.09	21.2%	4,244,032,682.25
13	Reform of Government and Governance	140,613,199,980.52	143,203,986,115.10	40,855,974,455.69	77,402,370,604.51	54.1%	65,801,615,510.59
1310	Reform of Government and Governance - General	140,613,199,980.52	143,203,986,115.10	40,855,974,455.69	77,402,370,604.51	54.1%	65,801,615,510.59
14	Power	9,882,540,743.40	6,111,698,345.96	303,745,497.91	662,440,417.60	10.8%	5,449,257,928.36
1410	Power - General	9,882,540,743.40	6,111,698,345.96	303,745,497.91	662,440,417.60	10.8%	5,449,257,928.36
17	Road	60,794,449,804.11	75,641,667,646.95	14,473,666,775.62	41,715,027,578.28	55.1%	33,926,640,068.67
1710	Road - General	60,794,449,804.11	75,641,667,646.95	14,473,666,775.62	41,715,027,578.28	55.1%	33,926,640,068.67
19	COVID-19	830,000,000.00	570,000,000.00	-	73,380,646.20	12.9%	496,619,353.80
1910	COVID-19 - General	830,000,000.00	570,000,000.00	-	73,380,646.20	12.9%	496,619,353.80
21	Oil and Gas Infrastructure	5,372,850,967.24	3,927,850,967.24	28,593,759.25	60,409,972.60	1.5%	3,867,440,994.64
2110	Oil and Gas Infrastructure - General	5,372,850,967.24	3,927,850,967.24	28,593,759.25	60,409,972.60	1.5%	3,867,440,994.64



Table 15: Personnel Expenditure by Programme Classification

Bauchi State Government Budget Performance Report 2025 Q2 - Personnel Expenditure by Programme Classification

Code	Programme (Sector and Objective)	2025 Original Budget	2025 Revised Budget	2025 Q2 Performance	2025 Performance Year to Date (Q1-Q2)	% Performance Year to Date against 2025 Revised Budget	Balance (against Revised Budget)
	Total Personnel Expenditure	70,405,378,350.13	70,685,078,349.32	17,624,332,047.99	31,390,150,407.03	44.4%	39,294,927,942.29
01	Agriculture	1,573,674,445.21	2,443,712,107.79	560,843,532.04	1,100,657,372.01	45.0%	1,343,054,735.78
0101	Effective governance of the Agriculture Sector	1,457,981,052.13	2,301,638,981.69	538,706,707.14	1,051,649,531.45	45.7%	1,249,989,450.24
0102	Development of the livestock value chain	54,728,500.00	66,939,436.00	14,034,208.74	28,064,500.04	41.9%	38,874,935.96
0103	Enhancement of food production and productivity	28,700,647.88	42,869,444.90	8,102,616.16	20,943,340.52	48.9%	21,926,104.38
0107	Promotion of enabling environment for increased agricultural development	32,264,245.20	32,264,245.20	-	-	0.0%	32,264,245.20
02	Societal Re-orientation	365,027,533.10	708,412,844.12	167,944,476.58	338,078,296.67	47.7%	370,334,547.45
0210	Societal Re-orientation - General	365,027,533.10	708,412,844.12	167,944,476.58	338,078,296.67	47.7%	370,334,547.45
03	Poverty Alleviation	181,419,361.28	191,633,978.48	12,806,751.06	25,613,502.12	13.4%	166,020,476.36
0310	Poverty Alleviation - General	181,419,361.28	191,633,978.48	12,806,751.06	25,613,502.12	13.4%	166,020,476.36
04	Health	10,051,097,913.38	12,186,084,005.43	2,902,602,485.68	5,798,064,576.67	47.6%	6,388,019,428.76
0401	Effective governance of the health system	7,563,726,121.22	9,320,419,216.40	2,396,491,886.03	4,751,273,174.26	51.0%	4,569,146,042.13
0404	Provision of the right number and right skill mix of competent, motivated, and productive Human R	426,615,814.72	495,977,964.59	105,795,914.36	233,121,046.71	47.0%	262,856,917.88
0405	Provision of adequate and modern health infrastructure for health services delivery	2,009,002,062.11	2,309,002,062.11	392,047,722.79	797,190,903.90	34.5%	1,511,811,158.21
0406	Provision of quality, affordable, available, and safe medicines, vaccines, and other health commod	23,602,037.88	32,532,884.88	7,542,139.55	15,029,805.90	46.2%	17,503,078.98
0409	Provision of universal health coverage and financial risk protection for citizens	28,151,877.46	28,151,877.46	724,822.95	1,449,645.90	5.1%	26,702,231.56
05	Education	15,899,118,375.93	19,793,554,496.41	4,750,972,365.20	9,478,085,188.72	47.9%	10,315,469,307.69
0501	Effective governance of the education system	14,040,748,849.24	17,517,566,242.07	4,220,318,052.97	8,388,756,732.69	47.9%	9,128,809,509.38
0502	Increase in access, retention, and completion rate at all levels	1,213,482,334.07	1,341,398,260.88	340,660,871.70	667,062,069.47	49.7%	674,336,191.41
0503	Equity and inclusiveness in the provision of educational services	409,538,979.52	686,216,853.00	164,901,751.30	333,874,119.19	48.7%	352,342,733.81
0504	Improved quality of teaching and learning outcomes	235,348,213.10	248,373,140.46	25,091,689.23	88,392,267.37	35.6%	159,980,873.09
06	Housing and Urban Development	333,086,406.97	493,793,245.31	109,580,530.64	220,479,208.34	44.7%	273,314,036.97
0610	Housing and Urban Development - General	333,086,406.97	493,793,245.31	109,580,530.64	220,479,208.34	44.7%	273,314,036.97
07	Gender	548,540,544.62	674,234,502.27	141,468,549.23	285,607,798.42	42.4%	388,626,703.85
0710	Gender - General	548,540,544.62	674,234,502.27	141,468,549.23	285,607,798.42	42.4%	388,626,703.85
08	Youth	601,594,620.90	628,121,903.82	117,073,143.84	220,730,147.92	35.1%	407,391,755.90
0810	Youth - General	601,594,620.90	628,121,903.82	117,073,143.84	220,730,147.92	35.1%	407,391,755.90
09	Environmental Improvement	479,888,902.00	681,832,812.18	166,414,800.04	334,566,045.60	49.1%	347,266,766.58
0910	Environmental Improvement - General	479,888,902.00	681,832,812.18	166,414,800.04	334,566,045.60	49.1%	347,266,766.58
10	Water Resources and Rural Development	310,695,587.55	491,748,851.09	116,022,979.99	236,759,828.88	48.1%	254,989,022.21
1010	Water Resources and Rural Deve - General	310,695,587.55	491,748,851.09	116,022,979.99	236,759,828.88	48.1%	254,989,022.21
11	Information Communication and Technology	300,165,346.28	395,918,710.34	90,052,052.07	187,071,038.01	47.2%	208,847,672.33
1110	Information Communication and Technology - General	300,165,346.28	395,918,710.34	90,052,052.07	187,071,038.01	47.2%	208,847,672.33
13	Reform of Government and Governance	38,796,290,683.67	30,549,876,817.45	8,237,751,579.36	12,599,539,181.67	41.2%	17,950,337,635.78
1310	Reform of Government and Governance - General	38,796,290,683.67	30,549,876,817.45	8,237,751,579.36	12,599,539,181.67	41.2%	17,950,337,635.78
14	Power	66,660,743.40	153,818,345.96	38,246,082.52	74,098,468.06	48.2%	79,719,877.90
1410	Power - General	66,660,743.40	153,818,345.96	38,246,082.52	74,098,468.06	48.2%	79,719,877.90
17	Road	552,776,918.59	946,994,761.43	195,849,152.82	455,375,836.64	48.1%	491,618,924.79
1710	Road - General	552,776,918.59	946,994,761.43	195,849,152.82	455,375,836.64	48.1%	491,618,924.79
21	Oil and Gas Infrastructure	345,340,967.24	345,340,967.24	16,703,566.92	35,423,917.30	10.3%	309,917,049.94
2110	Oil and Gas Infrastructure - General	345,340,967.24	345,340,967.24	16,703,566.92	35,423,917.30	10.3%	309,917,049.94



Table 16: Overhead Expenditure by Programme Classification

Bauchi State Government Budget Performance Report 2025 Q2 - Overhead Expenditure by Programme Classification

Code	Programme (Sector and Objective)	2025 Original Budget	2025 Revised Budget	2025 Q2 Performance	2025 Performance Year to Date (Q1-Q2)	% Performance Year to Date against 2025 Revised Budget	Balance (against Revised Budget)
	Total Overhead Expenditure	76,910,144,348.43	85,175,444,349.24	20,335,599,775.34	42,005,179,352.15	49.3%	43,170,264,997.09
01	Agriculture	481,099,663.00	506,099,663.00	30,987,497.75	60,201,153.81	11.9%	445,898,509.19
0101	Effective governance of the Agriculture Sector	211,388,280.00	236,388,280.00	28,563,349.75	55,511,409.87	23.5%	180,876,870.13
0102	Development of the livestock value chain	14,961,381.00	14,961,381.00	180,148.00	450,743.94	3.0%	14,510,637.06
0103	Enhancement of food production and productivity	34,750,000.00	34,750,000.00	2,244,000.00	4,239,000.00	12.2%	30,511,000.00
0107	Promotion of enabling environment for increased agricultural development	220,000,002.00	220,000,002.00	-	-	0.0%	220,000,002.00
02	Societal Re-orientation	2,304,162,660.00	2,349,162,660.00	191,623,216.76	474,466,153.74	20.2%	1,874,696,506.26
0210	Societal Re-orientation - General	2,304,162,660.00	2,349,162,660.00	191,623,216.76	474,466,153.74	20.2%	1,874,696,506.26
03	Poverty Alleviation	5,039,728,600.00	6,245,728,600.00	1,878,279,201.30	3,001,613,399.60	48.1%	3,244,115,200.40
0310	Poverty Alleviation - General	5,039,728,600.00	6,245,728,600.00	1,878,279,201.30	3,001,613,399.60	48.1%	3,244,115,200.40
04	Health	4,464,587,781.87	5,190,587,781.87	641,887,118.70	1,686,023,604.75	32.5%	3,504,564,177.12
0401	Effective governance of the health system	1,657,850,813.00	2,557,850,813.00	458,640,734.00	1,328,669,585.69	51.9%	1,229,181,227.31
0404	Provision of the right number and right skill mix of competent, motivated, and productive Human R	223,750,000.00	228,750,000.00	1,500,000.00	31,245,000.00	13.7%	197,505,000.00
0405	Provision of adequate and modern health infrastructure for health services delivery	560,100,000.00	560,100,000.00	3,240,000.00	13,636,000.00	2.4%	546,464,000.00
0406	Provision of quality, affordable, available, and safe medicines, vaccines, and other health commod	774,487,751.32	574,487,751.32	3,781,000.00	5,076,000.00	0.9%	569,411,751.32
0409	Provision of universal health coverage and financial risk protection for citizens	717,749,217.55	717,749,217.55	76,014,219.35	146,882,052.71	20.5%	570,867,164.84
0410	Health Sector Expenditures Not Elsewhere Classified	530,650,000.00	551,650,000.00	98,711,165.35	160,514,966.35	29.1%	391,135,033.65
05	Education	7,743,920,700.00	6,603,220,700.00	848,893,973.68	1,743,316,733.27	26.4%	4,859,903,966.73
0501	Effective governance of the education system	6,715,475,000.00	5,536,475,000.00	754,158,164.56	1,568,710,066.71	28.3%	3,967,764,933.29
0502	Increase in access, retention, and completion rate at all levels	659,580,000.00	680,580,000.00	50,593,821.35	113,999,378.39	16.8%	566,580,621.61
0503	Equity and inclusiveness in the provision of educational services	300,557,200.00	300,557,200.00	26,549,089.92	32,805,852.60	10.9%	267,751,347.40
0504	Improved quality of teaching and learning outcomes	68,308,500.00	85,608,500.00	17,592,897.85	27,801,435.57	32.5%	57,807,064.43
06	Housing and Urban Development	1,080,238,000.00	1,145,438,000.00	43,047,837.94	153,357,295.69	13.4%	992,080,704.31
0610	Housing and Urban Development - General	1,080,238,000.00	1,145,438,000.00	43,047,837.94	153,357,295.69	13.4%	992,080,704.31
07	Gender	1,266,880,663.00	1,266,880,663.00	290,906,827.03	587,709,813.31	46.4%	679,170,849.69
0710	Gender - General	1,266,880,663.00	1,266,880,663.00	290,906,827.03	587,709,813.31	46.4%	679,170,849.69
08	Youth	1,780,994,834.00	2,043,994,834.00	560,036,636.48	903,333,874.81	44.2%	1,140,660,959.19
0810	Youth - General	1,780,994,834.00	2,043,994,834.00	560,036,636.48	903,333,874.81	44.2%	1,140,660,959.19
09	Environmental Improvement	307,050,000.00	307,050,000.00	24,741,014.08	40,830,310.04	13.3%	266,219,689.96
0910	Environmental Improvement - General	307,050,000.00	307,050,000.00	24,741,014.08	40,830,310.04	13.3%	266,219,689.96
10	Water Resources and Rural Development	470,774,150.00	512,374,150.00	66,209,762.77	104,657,883.96	20.4%	407,716,266.04
1010	Water Resources and Rural Deve - General	470,774,150.00	512,374,150.00	66,209,762.77	104,657,883.96	20.4%	407,716,266.04
11	Information Communication and Technology	2,738,396,692.00	1,820,396,692.00	75,412,809.33	213,154,218.65	11.7%	1,607,242,473.35
1110	Information Communication and Technology - General	2,738,396,692.00	1,820,396,692.00	75,412,809.33	213,154,218.65	11.7%	1,607,242,473.35
13	Reform of Government and Governance	47,141,699,604.56	54,838,899,605.36	15,450,491,561.10	32,411,880,216.96	59.1%	22,427,019,388.40
1310	Reform of Government and Governance - General	47,141,699,604.56	54,838,899,605.36	15,450,491,561.10	32,411,880,216.96	59.1%	22,427,019,388.40
14	Power	135,880,000.00	142,880,000.00	19,610,108.94	36,707,808.94	25.7%	106,172,191.06
1410	Power - General	135,880,000.00	142,880,000.00	19,610,108.94	36,707,808.94	25.7%	106,172,191.06
17	Road	1,552,221,000.00	1,795,221,000.00	201,632,017.15	562,990,829.32	31.4%	1,232,230,170.68
1710	Road - General	1,552,221,000.00	1,795,221,000.00	201,632,017.15	562,990,829.32	31.4%	1,232,230,170.68
21	Oil and Gas Infrastructure	402,510,000.00	407,510,000.00	11,840,192.33	24,936,055.30	6.1%	382,573,944.70
2110	Oil and Gas Infrastructure - General	402,510,000.00	407,510,000.00	11,840,192.33	24,936,055.30	6.1%	382,573,944.70



Table 17: Capital Expenditure by Programme Classification

Bauchi State Government Budget Performance Report 2025 Q2 - Capital Expenditure by Programme Classification

Code	Programme (Sector and Objective)	2025 Original Budget	2025 Q2 Performance	2025 Performance Year to Date (Q1-Q2)	% Performance Year to Date against 2025 Revised Budget	Balance (against Revised Budget)
	Total Capital Expenditure	284,023,975,618.56	42,055,216,808.32	91,694,707,553.97	33.3%	183,684,268,064.59
01	Agriculture	12,151,235,628.00	1,384,244,261.78	1,588,190,888.80	16.2%	8,233,044,739.20
0101	Effective governance of the Agriculture Sector	1,022,645,000.00	-	-	0.0%	1,022,645,000.00
0102	Development of the livestock value chain	2,091,700,000.00	411,634,767.78	548,393,767.78	25.4%	1,613,306,232.22
0103	Enhancement of food production and productivity	3,493,890,628.00	472,609,494.00	537,807,121.02	17.4%	2,556,083,506.98
0104	Reduction of post-harvest losses	1,023,000,000.00	-	-	0.0%	1,023,000,000.00
0105	Enhancement of fisheries resources development (aquaculture, marine, inland, artisanal)	10,000,000.00	-	-	0.0%	10,000,000.00
0107	Promotion of enabling environment for increased agricultural development	2,920,000,000.00	500,000,000.00	501,990,000.00	35.4%	918,010,000.00
0110	Agriculture Sector Expenditures Not Elsewhere Classified	1,590,000,000.00	-	-	0.0%	1,090,000,000.00
02	Societal Re-orientation	3,117,941,508.43	175,955,528.77	246,999,328.99	7.9%	2,870,942,179.44
0210	Societal Re-orientation - General	3,117,941,508.43	175,955,528.77	246,999,328.99	7.9%	2,870,942,179.44
03	Poverty Alleviation	6,295,204,400.00	1,624,000.00	102,160,500.00	2.1%	4,793,043,900.00
0310	Poverty Alleviation - General	6,295,204,400.00	1,624,000.00	102,160,500.00	2.1%	4,793,043,900.00
04	Health	55,746,380,031.46	8,366,625,251.66	13,989,495,188.18	29.7%	33,186,884,843.28
0401	Effective governance of the health system	1,089,000,000.00	35,500,000.00	35,500,000.00	3.3%	1,053,500,000.00
0403	Enhancement of the delivery of Essential Package of Health Services (EPHS) to all citizens	1,041,000,000.00	100,922,074.90	114,358,074.90	10.9%	936,641,925.10
0405	Provision of adequate and modern health infrastructure for health services delivery	38,556,890,031.46	4,598,446,825.51	9,120,917,262.03	29.1%	22,255,972,769.43
0406	Provision of quality, affordable, available, and safe medicines, vaccines, and other health commod	8,641,500,000.00	3,475,321,940.00	4,475,321,940.00	55.0%	3,666,178,060.00
0407	Evidence generation and utilisation	932,300,000.00	52,719,318.75	105,484,818.75	11.3%	826,815,181.25
0409	Provision of universal health coverage and financial risk protection for citizens	1,838,886,000.00	60,286,931.25	60,286,931.25	4.2%	1,378,599,068.75
0410	Health Sector Expenditures Not Elsewhere Classified	3,646,804,000.00	43,428,161.25	77,626,161.25	2.5%	3,069,177,838.75
05	Education	43,585,400,361.14	619,264,330.17	4,193,278,567.23	11.1%	33,462,121,793.91
0501	Effective governance of the education system	458,000,000.00	-	-	0.0%	458,000,000.00
0502	Increase in access, retention, and completion rate at all levels	1,702,500,000.00	-	-	0.0%	1,702,500,000.00
0503	Equity and inclusiveness in the provision of educational services	222,000,000.00	11,057,000.00	13,969,671.97	6.3%	208,030,328.03
0504	Improved quality of teaching and learning outcomes	1,003,800,000.00	12,500,000.00	21,000,000.00	2.1%	982,800,000.00
0505	Adequate infrastructure at all levels	37,093,857,509.45	453,285,960.20	3,980,865,775.29	12.6%	27,647,991,734.16
0506	Improved education information management system (EIMS)	2,144,150,000.00	136,233,869.97	146,255,619.97	8.9%	1,497,894,380.03
0510	Education Sector Expenditures Not Elsewhere Classified	961,092,851.69	6,187,500.00	31,187,500.00	3.1%	964,905,351.69
06	Housing and Urban Development	20,043,500,000.00	3,690,593,846.33	11,589,170,716.74	55.6%	9,244,329,283.26
0610	Housing and Urban Development - General	20,043,500,000.00	3,690,593,846.33	11,589,170,716.74	55.6%	9,244,329,283.26
07	Gender	2,809,710,000.00	-	-	0.0%	2,809,710,000.00
0710	Gender - General	2,809,710,000.00	-	-	0.0%	2,809,710,000.00
08	Youth	1,553,850,000.00	9,070,000.00	12,157,000.00	0.8%	1,541,693,000.00
0810	Youth - General	1,553,850,000.00	9,070,000.00	12,157,000.00	0.8%	1,541,693,000.00
09	Environmental Improvement	3,283,000,001.00	208,827,425.06	391,147,179.44	11.9%	2,891,852,821.56
0910	Environmental Improvement - General	3,283,000,001.00	208,827,425.06	391,147,179.44	11.9%	2,891,852,821.56
10	Water Resources and Rural Development	35,220,329,584.72	7,605,480,350.92	8,096,874,024.92	24.2%	25,323,455,559.80
1010	Water Resources and Rural Deve - General	35,220,329,584.72	7,605,480,350.92	8,096,874,024.92	24.2%	25,323,455,559.80
11	Information Communication and Technology	3,252,012,526.00	50,782,500.00	744,069,989.43	23.5%	2,427,942,536.57
1110	Information Communication and Technology - General	3,252,012,526.00	50,782,500.00	744,069,989.43	23.5%	2,427,942,536.57
13	Reform of Government and Governance	23,146,959,692.29	5,620,674,401.53	9,419,538,471.12	37.4%	15,767,421,221.17
1310	Reform of Government and Governance - General	23,146,959,692.29	5,620,674,401.53	9,419,538,471.12	37.4%	15,767,421,221.17
14	Power	9,680,000,000.00	245,889,306.45	551,634,140.60	9.5%	5,263,365,859.40
1410	Power - General	9,680,000,000.00	245,889,306.45	551,634,140.60	9.5%	5,263,365,859.40
17	Road	58,688,451,885.52	14,076,185,605.65	40,696,610,912.32	55.8%	32,201,840,973.20
1710	Road - General	58,688,451,885.52	14,076,185,605.65	40,696,610,912.32	55.8%	32,201,840,973.20
19	COVID-19	830,000,000.00	-	73,380,646.20	12.9%	496,619,353.80
1910	COVID-19 - General	830,000,000.00	-	73,380,646.20	12.9%	496,619,353.80
21	Oil and Gas Infrastructure	4,620,000,000.00	-	-	0.0%	3,170,000,000.00
2110	Oil and Gas Infrastructure - General	4,620,000,000.00	-	-	0.0%	3,170,000,000.00



Table 18: Other Expenditure by Programme Classification

Bauchi State Government Budget Performance Report 2025 Q2 - Other Expenditure by Programme Classification

Code	Programme (Sector and Objective)	2025 Original Budget	2025 Revised Budget	2025 Q2 Performance	2025 Performance Year to Date (Q1-Q2)	% Performance Year to Date against 2025 Revised Budget	Balance (against Revised Budget)
	Total Other Expenditure	35,745,750,000.00	35,845,750,000.00	12,133,007,488.70	23,896,590,933.76	66.7%	11,949,159,066.24
02	Societal Re-orientation	350,000,000.00	350,000,000.00	19,716,000.00	43,466,000.00	12.4%	306,534,000.00
0210	Societal Re-orientation - General	350,000,000.00	350,000,000.00	19,716,000.00	43,466,000.00	12.4%	306,534,000.00
03	Poverty Alleviation	275,000,000.00	375,000,000.00	63,750,000.00	63,750,000.00	17.0%	311,250,000.00
0310	Poverty Alleviation - General	275,000,000.00	375,000,000.00	63,750,000.00	63,750,000.00	17.0%	311,250,000.00
04	Health	34,500,000.00	34,500,000.00	14,405,000.00	17,155,000.00	49.7%	17,345,000.00
0401	Effective governance of the health system	29,000,000.00	29,000,000.00	14,405,000.00	15,205,000.00	52.4%	13,795,000.00
0410	Health Sector Expenditures Not Elsewhere Classified	5,500,000.00	5,500,000.00	-	1,950,000.00	35.5%	3,550,000.00
05	Education	3,037,000,000.00	2,137,000,000.00	472,389,575.00	785,067,199.00	36.7%	1,351,932,801.00
0501	Effective governance of the education system	3,017,000,000.00	2,117,000,000.00	472,389,575.00	785,067,199.00	37.1%	1,331,932,801.00
0502	Increase in access, retention, and completion rate at all levels	20,000,000.00	20,000,000.00	-	-	0.0%	20,000,000.00
07	Gender	500,000,000.00	300,000,000.00	15,640,000.00	15,640,000.00	5.2%	284,360,000.00
0710	Gender - General	500,000,000.00	300,000,000.00	15,640,000.00	15,640,000.00	5.2%	284,360,000.00
08	Youth	15,000,000.00	15,000,000.00	-	-	0.0%	15,000,000.00
0810	Youth - General	15,000,000.00	15,000,000.00	-	-	0.0%	15,000,000.00
13	Reform of Government and Governance	31,528,250,000.00	32,628,250,000.00	11,547,056,913.70	22,971,412,734.76	70.4%	9,656,837,265.24
1310	Reform of Government and Governance - General	31,528,250,000.00	32,628,250,000.00	11,547,056,913.70	22,971,412,734.76	70.4%	9,656,837,265.24
17	Road	1,000,000.00	1,000,000.00	-	50,000.00	5.0%	950,000.00
1710	Road - General	1,000,000.00	1,000,000.00	-	50,000.00	5.0%	950,000.00
21	Oil and Gas Infrastructure	5,000,000.00	5,000,000.00	50,000.00	50,000.00	1.0%	4,950,000.00
2110	Oil and Gas Infrastructure - General	5,000,000.00	5,000,000.00	50,000.00	50,000.00	1.0%	4,950,000.00



3 Capital Expenditure Details

Capital Expenditure Projects related to **Primary Healthcare** have a blue marker, whilst those related to **Basic Education** have a green marker.

Table 19: Capital Expenditure by Project

Bauchi State Government Budget Performance Report 2025 Q2 - Capital Expenditure by Project

Administrative Code and Description	Project Description	2025 Original Budget	2025 Revised Budget	2025 Q2 Performance	2025 Performance Year to Date (Q1-Q2)	% Performance Year to Date against 2025 Revised Budget	Balance (against Revised Budget)	HOPE-GOV Tagging
Total Capital Expenditure		284,023,975,618.56	275,378,975,618.56	42,055,216,808.32	91,694,707,553.97	33.3%	183,684,268,064.59	PHC BED
011100100200 - DEPUTY GOVERNOR'S OFFICE	Purchase of 1 Power Plant Generator for Deputy Governors' Office	20,000,000.00	20,000,000.00	-	-	0.0%	20,000,000.00	
011100100200 - DEPUTY GOVERNOR'S OFFICE	Purchase of 3 Desktop Computers for Officers	2,500,000.00	2,500,000.00	-	-	0.0%	2,500,000.00	
011100100200 - DEPUTY GOVERNOR'S OFFICE	Purchase of 3 Hp Computer Printers	2,500,000.00	2,500,000.00	-	-	0.0%	2,500,000.00	
011100100200 - DEPUTY GOVERNOR'S OFFICE	Purchase of 2 Photocopying Machines for 2 Offices IN Government House	1,500,000.00	1,500,000.00	-	-	0.0%	1,500,000.00	
011100100200 - DEPUTY GOVERNOR'S OFFICE	Purchase of 5 Fire Extinguishers and its Accessories.	3,000,000.00	3,000,000.00	-	-	0.0%	3,000,000.00	
011100100200 - DEPUTY GOVERNOR'S OFFICE	Purchase of a Projector and Flip Charts for Presentations	1,000,000.00	1,000,000.00	-	-	0.0%	1,000,000.00	
011100100200 - DEPUTY GOVERNOR'S OFFICE	Rehabilitation of Deputy Governor's Office Building	15,000,000.00	15,000,000.00	-	-	0.0%	15,000,000.00	
011100100300 - OFFICE OF THE CHIEF OF STAFF	Purchase of 30No. Office Tables and 16No. Chairs for the Office of the Chief of Staff	102,300,000.00	102,300,000.00	-	-	0.0%	102,300,000.00	
011100100300 - OFFICE OF THE CHIEF OF STAFF	Renovation of Government Guest Houses in the State Capital, Bauchi	300,000,000.00	300,000,000.00	-	-	0.0%	300,000,000.00	
011100300100 - STATE BOUNDARY COMMISSION	Purchase of office furniture and fittings	3,000,000.00	3,000,000.00	540,000.00	540,000.00	18.0%	2,460,000.00	
011100300100 - STATE BOUNDARY COMMISSION	Purchase of 2 Desktop Computers for the Planning Officers at Boundary Commission	1,500,000.00	1,500,000.00	-	-	0.0%	1,500,000.00	
011100300100 - STATE BOUNDARY COMMISSION	Purchase of 2 Nos. of Computers Printers for Planning Officers	1,000,000.00	1,000,000.00	-	-	0.0%	1,000,000.00	
011100300100 - STATE BOUNDARY COMMISSION	Purchase of 2 No. Photocopying Machine	1,000,000.00	1,000,000.00	-	-	0.0%	1,000,000.00	
011100300100 - STATE BOUNDARY COMMISSION	Purchase of 1 No. projectors	700,000.00	700,000.00	-	-	0.0%	700,000.00	
011100300100 - STATE BOUNDARY COMMISSION	Purchase of Books and other related equipment for Boundary Activities	6,000,000.00	6,000,000.00	-	-	0.0%	6,000,000.00	
011100300100 - STATE BOUNDARY COMMISSION	Purchase of survey Equipment for Boundary Demarcation and other Activities (Both inter and intra State, Local Government/District Boundaries)	10,500,000.00	10,500,000.00	950,000.00	9,450,000.00	90.0%	1,050,000.00	
011100300100 - STATE BOUNDARY COMMISSION	Boundary Demarcation Exercises (Both inter and intra State, Local Government/District Boundaries)	15,000,000.00	15,000,000.00	7,200,000.00	7,200,000.00	48.0%	7,800,000.00	
011100300100 - STATE BOUNDARY COMMISSION	Routine Surveillance and Supervision of Demarcated Boundaries Across the State.	5,000,000.00	5,000,000.00	510,000.00	510,000.00	10.2%	4,490,000.00	
011100300100 - STATE BOUNDARY COMMISSION	Annual Comemoration Activities to All Demarcated Boundaries Across the State	5,000,000.00	5,000,000.00	-	-	0.0%	5,000,000.00	
011101000100 - BAUCHI STATE PUBLIC PROCUREMENT	Purchase 1 Jack Van for Monitoring of Projects.	1,000,000.00	1,000,000.00	-	-	0.0%	1,000,000.00	
011101000100 - BAUCHI STATE PUBLIC PROCUREMENT	Purchase of 15 nos. of Tables and Chairs for Offices	13,500,000.00	13,500,000.00	-	-	0.0%	13,500,000.00	
011101000100 - BAUCHI STATE PUBLIC PROCUREMENT	Purchase of 10 nos. of Laptops for Key and relevant Officers.	5,000,000.00	5,000,000.00	-	-	0.0%	5,000,000.00	
011101000100 - BAUCHI STATE PUBLIC PROCUREMENT	Purchase of 4 nos. of Computer Printers for Offices.	1,500,000.00	1,500,000.00	-	-	0.0%	1,500,000.00	
011101000100 - BAUCHI STATE PUBLIC PROCUREMENT	Purchase of Fire Extinguishers and its Accessories	350,000.00	350,000.00	-	-	0.0%	350,000.00	
011101000100 - BAUCHI STATE PUBLIC PROCUREMENT	Purchase of Professional Books and Publications for the Establishment of a Library.	1,000,000.00	1,000,000.00	-	-	0.0%	1,000,000.00	
011101000100 - BAUCHI STATE PUBLIC PROCUREMENT	Purchase of 5 Nos of Security Dictectors equipment and Accessories for the Offices.	1,000,000.00	1,000,000.00	-	-	0.0%	1,000,000.00	
011101000100 - BAUCHI STATE PUBLIC PROCUREMENT	Purchase of Gymnasium Machines and Facilities for the main Office	250,000.00	250,000.00	-	-	0.0%	250,000.00	
011101000100 - BAUCHI STATE PUBLIC PROCUREMENT	Purchase of a Geographical Point Survey (GPS) for Project Tracking and Measurement	500,000.00	500,000.00	-	-	0.0%	500,000.00	
011101000100 - BAUCHI STATE PUBLIC PROCUREMENT	Provision of Befitting Office Building for the Staff of Due Process Office.	70,000,000.00	70,000,000.00	-	51,320,000.00	73.3%	18,680,000.00	
011101000100 - BAUCHI STATE PUBLIC PROCUREMENT	Provision and Installation of Solar Power Electricity	8,500,000.00	8,500,000.00	-	-	0.0%	8,500,000.00	
011101000100 - BAUCHI STATE PUBLIC PROCUREMENT	Drilling of 1 No. Borehole in the Office	2,750,000.00	2,750,000.00	-	-	0.0%	2,750,000.00	
011101000100 - BAUCHI STATE PUBLIC PROCUREMENT	Construction of Drainages and Landscaping of the office	10,000,000.00	10,000,000.00	-	-	0.0%	10,000,000.00	
011101000100 - BAUCHI STATE PUBLIC PROCUREMENT	Renovation of Due Process Office at Bauchi.	6,000,000.00	6,000,000.00	-	-	0.0%	6,000,000.00	
011101000100 - BAUCHI STATE PUBLIC PROCUREMENT	Undertaking of Assessment of Viability of Projects executed.	1,000,000.00	1,000,000.00	-	-	0.0%	1,000,000.00	
011101000100 - BAUCHI STATE PUBLIC PROCUREMENT	Purchase and Licenses of Computer Software for Tracking Projects Initiate.	5,000,000.00	5,000,000.00	-	-	0.0%	5,000,000.00	
011200300100 - BAUCHI STATE HOUSE OF ASSEMBLY	Purchase of 20 nos of Motor Vehicles to Principals Officers at BAHA	440,000,000.00	440,000,000.00	-	-	0.0%	440,000,000.00	
011200300100 - BAUCHI STATE HOUSE OF ASSEMBLY	Purchase of 2 nos of 32-Seater Toyota Buses for BAHA	118,000,000.00	118,000,000.00	-	-	0.0%	118,000,000.00	
011200300100 - BAUCHI STATE HOUSE OF ASSEMBLY	Furnishing of Honourable Members Offices with 32 Nos. Chairs and 32 Nos. of Tables	132,240,000.00	132,240,000.00	-	-	0.0%	132,240,000.00	
011200300100 - BAUCHI STATE HOUSE OF ASSEMBLY	Purchase of 7 nos. of Laptops Computer for the Principal Officers.	16,800,000.00	16,800,000.00	-	-	0.0%	16,800,000.00	
011200300100 - BAUCHI STATE HOUSE OF ASSEMBLY	Purchase of 7 nos. of Computer Printers for the Principal Officers.	15,540,000.00	15,540,000.00	-	-	0.0%	15,540,000.00	
011200300100 - BAUCHI STATE HOUSE OF ASSEMBLY	Purchase of 2 nos. Photocopier Machines in the Office of the Speaker and the Clerk.	10,000,000.00	10,000,000.00	-	-	0.0%	10,000,000.00	
011200300100 - BAUCHI STATE HOUSE OF ASSEMBLY	Purchase of 6 nos. of Scanners for Principal Member of BAHA	132,000,000.00	132,000,000.00	-	-	0.0%	132,000,000.00	
011200300100 - BAUCHI STATE HOUSE OF ASSEMBLY	Purchase of 2Nos. Of Mikano Power Generating Set for the State House of Assembly	184,000,000.00	184,000,000.00	-	-	0.0%	184,000,000.00	
011200300100 - BAUCHI STATE HOUSE OF ASSEMBLY	Purchase of 10 Nos. of Fire Extinguishers and other fire fighting equipments	10,000,000.00	10,000,000.00	-	-	0.0%	10,000,000.00	
011200300100 - BAUCHI STATE HOUSE OF ASSEMBLY	Provision of Assorted Professional Books for the Establishment Library at BAHA	40,650,000.00	40,650,000.00	-	-	0.0%	40,650,000.00	
011200300100 - BAUCHI STATE HOUSE OF ASSEMBLY	Purchase of 5 Nos. of Dictator Security Equipment and its Security Accessories	9,960,000.00	9,960,000.00	-	-	0.0%	9,960,000.00	
011200300100 - BAUCHI STATE HOUSE OF ASSEMBLY	Construction of Office Complex at State House of Assembly at BAHA	50,000,000.00	50,000,000.00	38,630,000.00	49,997,731.59	100.0%	2,268.41	



011200300100 - BAUCHI STATE HOUSE OF ASSEMBLY	Complete Renovation of Existing House of Assembly Complex at Bauchi	45,000,000.00	95,000,000.00	79,310,515.00	79,310,515.00	83.5%	15,689,485.00
011200300200 - BAUCHI STATE HOUSE OF ASSEMBLY	Purchase of Two (2) of 18 Seater Buses for Bauchi State House of Assembly Commission	50,000,000.00	50,000,000.00	-	-	0.0%	50,000,000.00
011200300200 - BAUCHI STATE HOUSE OF ASSEMBLY	Purchase of 10 Nos of Office Chairs and 10 Nos of Office Tables for Bauchi State House of Assembly Commission	20,000,000.00	20,000,000.00	-	-	0.0%	20,000,000.00
011200300200 - BAUCHI STATE HOUSE OF ASSEMBLY	Purchase of 15 Nos. of HP Destop Computers for Bauchi State House of Assembly Commission	10,000,000.00	10,000,000.00	-	-	0.0%	10,000,000.00
011200300200 - BAUCHI STATE HOUSE OF ASSEMBLY	Purchase of One no Computer Printers for Bauchi State House of Assembly Commission	2,000,000.00	2,000,000.00	-	-	0.0%	2,000,000.00
011200300200 - BAUCHI STATE HOUSE OF ASSEMBLY	Purchase of One no Photocopying Machines for Bauchi State House of Assembly Commission	2,000,000.00	2,000,000.00	-	-	0.0%	2,000,000.00
011200300200 - BAUCHI STATE HOUSE OF ASSEMBLY	Purchase of One no Shredding Machines for Bauchi State House of Assembly Commission	500,000.00	500,000.00	-	-	0.0%	500,000.00
011200300200 - BAUCHI STATE HOUSE OF ASSEMBLY	Purchase of One no Scanner for Bauchi State House of Assembly Commission	300,000.00	300,000.00	-	-	0.0%	300,000.00
011200300200 - BAUCHI STATE HOUSE OF ASSEMBLY	Purchase of Mikano Generating Set for Bauchi State House of Assembly Commission	30,000,000.00	30,000,000.00	-	-	0.0%	30,000,000.00
011200300200 - BAUCHI STATE HOUSE OF ASSEMBLY	Construction of Office Building in the House of Assembly Complex	200,000,000.00	200,000,000.00	-	-	0.0%	200,000,000.00
011200300200 - BAUCHI STATE HOUSE OF ASSEMBLY	2 Km Roads Construction within the Assembly Office Complex	40,000,000.00	40,000,000.00	-	-	0.0%	40,000,000.00
011200300200 - BAUCHI STATE HOUSE OF ASSEMBLY	Repairs and Rehabilitation of Existing Office Building and BAHA	5,000,000.00	5,000,000.00	-	-	0.0%	5,000,000.00
011200300200 - BAUCHI STATE HOUSE OF ASSEMBLY	Undertake Study on the Policies and Programmes for Enhance Legislative Duties	30,000,000.00	30,000,000.00	-	-	0.0%	30,000,000.00
011200300200 - BAUCHI STATE HOUSE OF ASSEMBLY	Acquisition and Provision of Computer Software Package for the Harmonization of Legislative Activities.	2,000,000.00	2,000,000.00	-	-	0.0%	2,000,000.00
011200300200 - BAUCHI STATE HOUSE OF ASSEMBLY	Annual Legislative Scrutiny and Transparency Enhancement Anniversary	4,900,000.00	4,900,000.00	-	-	0.0%	4,900,000.00
012300100100 - MINISTRY OF INFORMATION AND COMMUNICATION	Purchase 1 Mobile Cinema Van	60,000,000.00	60,000,000.00	-	-	0.0%	60,000,000.00
012300100100 - MINISTRY OF INFORMATION AND COMMUNICATION	Purchase of 1 no. of Complete set of Editing Machine for Film/Cinema Unit at Hqts Bauchi	10,000,000.00	10,000,000.00	-	8,900,000.00	89.0%	1,100,000.00
012300100100 - MINISTRY OF INFORMATION AND COMMUNICATION	Purchase of Technical Tools/Equipment for the production of programmes and activities at the Ministry of Information and Communication	10,000,000.00	10,000,000.00	-	-	0.0%	10,000,000.00
012300100100 - MINISTRY OF INFORMATION AND COMMUNICATION	Establishment of Data Bank at MOI Hqts. Bauchi for achieving of government document and documentaries	15,000,000.00	85,000,000.00	22,515,000.00	56,287,500.00	66.2%	28,712,500.00
012300100100 - MINISTRY OF INFORMATION AND COMMUNICATION	Construction/Provision of Office Building for proposed Government Printing Press at Bauchi.	40,000,000.00	40,000,000.00	-	-	0.0%	40,000,000.00
012300100100 - MINISTRY OF INFORMATION AND COMMUNICATION	Provision of Digital Studio/Equipment at BATV Hqts. Bauchi.	500,000,000.00	650,000,000.00	-	628,514,989.43	96.7%	21,485,010.57
012300100100 - MINISTRY OF INFORMATION AND COMMUNICATION	Provision of Digital Studio/Equipment at BRC Hqts. Bauchi	250,000,000.00	250,000,000.00	11,257,500.00	11,257,500.00	4.5%	238,742,500.00
012300100100 - MINISTRY OF INFORMATION AND COMMUNICATION	Conduct of Survey for the Establishment of Radio Stations within the three Senatorial Zones of the State	5,000,000.00	5,000,000.00	-	-	0.0%	5,000,000.00
012300100100 - MINISTRY OF INFORMATION AND COMMUNICATION	Supervision of Projects and Programmes that is associated with the Policies of the Ministry.	3,000,000.00	3,000,000.00	-	-	0.0%	3,000,000.00
012300100100 - MINISTRY OF INFORMATION AND COMMUNICATION	Bauchi State Information and Communication Retreat for Stakeholders in Information and Communication	5,000,000.00	5,000,000.00	-	-	0.0%	5,000,000.00
012300100100 - MINISTRY OF INFORMATION AND COMMUNICATION	Establishment of 10 no. Additional Community Radio Stations in Bauchi	448,160,000.00	448,160,000.00	-	-	0.0%	448,160,000.00
012300100100 - MINISTRY OF INFORMATION AND COMMUNICATION	Rehabilitation and Repairs of BATV Office Bauchi	245,000,000.00	245,000,000.00	-	-	0.0%	245,000,000.00
012300100100 - MINISTRY OF INFORMATION AND COMMUNICATION	construction of Television Booster station at Darazo	100,000,000.00	100,000,000.00	-	-	0.0%	100,000,000.00
012300100100 - MINISTRY OF INFORMATION AND COMMUNICATION	construction of Television Booster station at Alkaleri	100,000,000.00	100,000,000.00	-	-	0.0%	100,000,000.00
012300100100 - MINISTRY OF INFORMATION AND COMMUNICATION	Rehabilitation of Television BATV station at Azare	100,000,000.00	100,000,000.00	-	-	0.0%	100,000,000.00
012300100100 - MINISTRY OF INFORMATION AND COMMUNICATION	Provision of solar power for BATV Headquarter at Bauchi	100,000,000.00	100,000,000.00	-	-	0.0%	100,000,000.00
012300200100 - STATE RADIO CORP. (BRC)	Provision of 5 Nos. of Tables and 5 Nos. of Chairs for Offices at BRC	12,500,000.00	12,500,000.00	-	-	0.0%	12,500,000.00
012300200100 - STATE RADIO CORP. (BRC)	Purchase of 3nos. Of Desktop Computers for BRC staff	4,500,000.00	4,500,000.00	-	-	0.0%	4,500,000.00
012300200100 - STATE RADIO CORP. (BRC)	Purchase of 2 nos of Printers for News Studio for BRC staff	1,200,000.00	1,200,000.00	-	-	0.0%	1,200,000.00
012300200100 - STATE RADIO CORP. (BRC)	Construction of Solar Power Energy for the Provision of Electricity at BRC and Community Radios	50,000,000.00	50,000,000.00	-	-	0.0%	50,000,000.00
012300200100 - STATE RADIO CORP. (BRC)	Provision of Modern Computer Application Software for computerization of BRC Activities	30,000,000.00	30,000,000.00	-	-	0.0%	30,000,000.00
012300300100 - STATE TELEVISION (BATV)	Provision of 3 nos. of Tables and 3 nos. of Chairs for Offices at BATV	2,500,000.00	2,500,000.00	-	-	0.0%	2,500,000.00
012300300100 - STATE TELEVISION (BATV)	Purchase of 3nos. Of Desktop Computers HP (3) at BATV HQ	2,500,000.00	2,500,000.00	-	-	0.0%	2,500,000.00
012300300100 - STATE TELEVISION (BATV)	Purchase of a Printer for News Studio HP One (1) at BATV HQ	1,550,000.00	1,550,000.00	-	-	0.0%	1,550,000.00
012300300100 - STATE TELEVISION (BATV)	Purchase of a Photocopier for the General Manager's Office. BATV HQ	1,500,000.00	1,500,000.00	-	-	0.0%	1,500,000.00
012300300100 - STATE TELEVISION (BATV)	Purchase of 2 nos. of Scanner for BATV HQ	750,000.00	750,000.00	-	-	0.0%	750,000.00
012300300100 - STATE TELEVISION (BATV)	Purchase of 5 Nos. of Fire Extinguishers and other fire fighting equipment at BATV HQ	550,000.00	550,000.00	-	-	0.0%	550,000.00
012300300100 - STATE TELEVISION (BATV)	Purchase of 3 nos. Security Equipment detector and other Security Accessories	1,550,000.00	1,550,000.00	-	-	0.0%	1,550,000.00
012300300100 - STATE TELEVISION (BATV)	Provision of 3 nos. of beds and bedding for Accommodation at BATV HQ	900,000.00	900,000.00	-	-	0.0%	900,000.00
012300300100 - STATE TELEVISION (BATV)	Purchase of a Projector and Filming Equipments TWO (2) at BATV HQ	1,350,000.00	1,350,000.00	-	-	0.0%	1,350,000.00
012300300100 - STATE TELEVISION (BATV)	Complete Rehabilitation and Repairs of BATV Office HQ	23,500,000.00	23,500,000.00	-	-	0.0%	23,500,000.00
012300300100 - STATE TELEVISION (BATV)	Provision of Electricity and its Accessories for offices at BATV HQ	30,270,000.00	30,270,000.00	-	-	0.0%	30,270,000.00
012300300100 - STATE TELEVISION (BATV)	Tree Planting & Orchards for Landscaping and Beautification of BATV HQ	500,000.00	500,000.00	-	-	0.0%	500,000.00
012300300100 - STATE TELEVISION (BATV)	Construction of Drainages and Landscaping of BATV HQ Bauchi	2,500,000.00	2,500,000.00	-	-	0.0%	2,500,000.00
012300300100 - STATE TELEVISION (BATV)	Provision of 1 No. Modern Computer Application Software for computerization of BATV Activities	2,000,000.00	2,000,000.00	-	-	0.0%	2,000,000.00



012300300100 - STATE TELEVISION (BATV)	Supervision of BATV Programmes and Projects	1,000,000.00	1,000,000.00	-	-	0.0%	1,000,000.00
012300300100 - STATE TELEVISION (BATV)	BAUCHI STATE TELEVISION ANNUAL CULTURAL FESTIVAL PROGRAMME	964,000.00	964,000.00	-	-	0.0%	964,000.00
012300500100 - BUREAU FOR INFORMATION AND COMMUNICATION PROGRAMMES AND PROJECTS	Purchase of 10 Nos. of Office Chairs and 10 Nos. of Office Table for the Furnishing of Bureau of Information	10,000,000.00	10,000,000.00	-	-	0.0%	10,000,000.00
012300500100 - BUREAU FOR INFORMATION AND COMMUNICATION PROGRAMMES AND PROJECTS	Purchase of 60 Nos Laptops and 20 Nos. of Desktops Computers for distribution to the State MDAs	30,000,000.00	30,000,000.00	11,235,000.00	11,235,000.00	37.5%	18,765,000.00
012300500100 - BUREAU FOR INFORMATION AND COMMUNICATION PROGRAMMES AND PROJECTS	Purchase of 20 Nos. of Computer Printers for distribution to MDAs in the state	5,000,000.00	5,000,000.00	2,305,000.00	2,305,000.00	46.1%	2,695,000.00
012300500100 - BUREAU FOR INFORMATION AND COMMUNICATION PROGRAMMES AND PROJECTS	Provision of 2 nos. of Photocopier in Bureau of Information Technology Office	2,500,000.00	2,500,000.00	700,000.00	700,000.00	28.0%	1,800,000.00
012300500100 - BUREAU FOR INFORMATION AND COMMUNICATION PROGRAMMES AND PROJECTS	Purchase of 5 nos. of Shredding Machines for Bureau of Information Technology Office	2,000,000.00	2,000,000.00	-	-	0.0%	2,000,000.00
012300500100 - BUREAU FOR INFORMATION AND COMMUNICATION PROGRAMMES AND PROJECTS	Purchase of 2 nos. of Scanners for Bureau of Information Technology Office	1,768,526.00	1,768,526.00	-	-	0.0%	1,768,526.00
012300500100 - BUREAU FOR INFORMATION AND COMMUNICATION PROGRAMMES AND PROJECTS	Purchase of a 5 Nos. Yamaha Generator Set at Bureau of Information Technology Office	5,000,000.00	5,000,000.00	-	-	0.0%	5,000,000.00
012300500100 - BUREAU FOR INFORMATION AND COMMUNICATION PROGRAMMES AND PROJECTS	Purchase of 10 Nos. of Fire Extinguishers and other fire fighting equipment at Bureau of Information Techn	2,000,000.00	2,000,000.00	-	-	0.0%	2,000,000.00
012300500100 - BUREAU FOR INFORMATION AND COMMUNICATION PROGRAMMES AND PROJECTS	Purchase of 10 Nos. of Dictector for Security Surveillance at Bureau of Information Technology Office	8,000,000.00	8,000,000.00	-	-	0.0%	8,000,000.00
012300500100 - BUREAU FOR INFORMATION AND COMMUNICATION PROGRAMMES AND PROJECTS	Provision of Modern ICT Technology Equipment and Facilities at Bureau of Information Technology Office	100,000,000.00	100,000,000.00	-	-	0.0%	100,000,000.00
012300500100 - BUREAU FOR INFORMATION AND COMMUNICATION PROGRAMMES AND PROJECTS	Implementation of E-Governance through the Procurement and Installation of ICT Equipment In MDAs	100,000,000.00	100,000,000.00	2,770,000.00	24,870,000.00	24.9%	75,130,000.00
012300500100 - BUREAU FOR INFORMATION AND COMMUNICATION PROGRAMMES AND PROJECTS	Implementation of E-Learning for Secondary Schools through the Provision of ICT Equipments in Schools.	10,000,000.00	10,000,000.00	-	-	0.0%	10,000,000.00
012300500100 - BUREAU FOR INFORMATION AND COMMUNICATION PROGRAMMES AND PROJECTS	Procurement of 2 Nos. of Computer software for the implementation of E-Agriculture in Bauchi State	15,000,000.00	15,000,000.00	-	-	0.0%	15,000,000.00
012300500100 - BUREAU FOR INFORMATION AND COMMUNICATION PROGRAMMES AND PROJECTS	Provision of ICT Equipment for the rehabilitation and Upgrading Of The BICT Intelligent Square & C R C	100,000,000.00	100,000,000.00	-	-	0.0%	100,000,000.00
012300500100 - BUREAU FOR INFORMATION AND COMMUNICATION PROGRAMMES AND PROJECTS	Provision of Electricity Facilities at the Bureau of Information Technology Office Bauchi	5,000,000.00	5,000,000.00	-	-	0.0%	5,000,000.00
012300500100 - BUREAU FOR INFORMATION AND COMMUNICATION PROGRAMMES AND PROJECTS	Repairs of Water Facilities at Bureau of Information Technology Office Bauchi	2,500,000.00	2,500,000.00	-	-	0.0%	2,500,000.00
012300500100 - BUREAU FOR INFORMATION AND COMMUNICATION PROGRAMMES AND PROJECTS	Renovation and Repairs of Bureau of Information Office Building bauchi	10,000,000.00	10,000,000.00	-	-	0.0%	10,000,000.00
012300500100 - BUREAU FOR INFORMATION AND COMMUNICATION PROGRAMMES AND PROJECTS	Repairs of Existing ICT Infrastructure in the State Bureau of Information Office Bauchi	50,000,000.00	50,000,000.00	-	-	0.0%	50,000,000.00
012300500100 - BUREAU FOR INFORMATION AND COMMUNICATION PROGRAMMES AND PROJECTS	Development of Computer Software Peculiar to the need of the State in terms of ICT infrastructure.	20,000,000.00	20,000,000.00	-	-	0.0%	20,000,000.00
012300500100 - BUREAU FOR INFORMATION AND COMMUNICATION PROGRAMMES AND PROJECTS	Provision of Modern Computer Application Software for the computerization of the Bureau for Information a	100,000,000.00	100,000,000.00	-	-	0.0%	100,000,000.00
012300500100 - BUREAU FOR INFORMATION AND COMMUNICATION PROGRAMMES AND PROJECTS	Supervision of Bureau of Information and Communication Programmes and Projects	10,000,000.00	10,000,000.00	-	-	0.0%	10,000,000.00
012300500100 - BUREAU FOR INFORMATION AND COMMUNICATION PROGRAMMES AND PROJECTS	Laying of Optic Fibres within the Bauchi Metropolis for ease of Internet Connectivity	500,000,000.00	200,000,000.00	-	-	0.0%	200,000,000.00
012400100100 - MINISTRY OF SECURITY AND INTERNAL AFFAIRS	Purchase of 100 Nos. of Motor Cycles for the 20 LGC of the State	75,000,000.00	75,000,000.00	-	-	0.0%	75,000,000.00
012400100100 - MINISTRY OF SECURITY AND INTERNAL AFFAIRS	Purchase of 3 nos. of Executive Cushsion and 5 nos. of Executive Tables for the Principal Officers	20,000,000.00	40,000,000.00	7,900,000.00	25,855,000.00	64.6%	14,145,000.00
012400100100 - MINISTRY OF SECURITY AND INTERNAL AFFAIRS	Purchase of Office 20 nos. of Tables and 20 nos. of Chairs for the Officers of Ministry of Security and Interna	10,000,000.00	10,000,000.00	10,000,000.00	10,000,000.00	100.0%	-
012400100100 - MINISTRY OF SECURITY AND INTERNAL AFFAIRS	Purchase of 7nos. Of Hp Laptops Computers for the Staff.	2,500,000.00	12,500,000.00	-	6,710,000.00	53.7%	5,790,000.00
012400100100 - MINISTRY OF SECURITY AND INTERNAL AFFAIRS	Purchase of 4nos. Of Hp Desktop for the Staff.	5,400,000.00	5,400,000.00	-	-	0.0%	5,400,000.00
012400100100 - MINISTRY OF SECURITY AND INTERNAL AFFAIRS	Purchase of 5nos. Of Hp Computer Printers.	200,000.00	200,000.00	-	-	0.0%	200,000.00
012400100100 - MINISTRY OF SECURITY AND INTERNAL AFFAIRS	Purchase of 3Nos. Of Sharp Photo Copying Machines.	500,000.00	500,000.00	-	-	0.0%	500,000.00
012400100100 - MINISTRY OF SECURITY AND INTERNAL AFFAIRS	Purchase of 2 Nos. of Shredding Machines.	2,000,000.00	2,000,000.00	-	-	0.0%	2,000,000.00
012400100100 - MINISTRY OF SECURITY AND INTERNAL AFFAIRS	Purchase of 2 Nos. of Scanners Machines.	150,000,000.00	150,000,000.00	-	-	0.0%	150,000,000.00
012400100100 - MINISTRY OF SECURITY AND INTERNAL AFFAIRS	Purchase of 1 Nos. KVA Generator Sets.	7,500,000.00	7,500,000.00	-	-	0.0%	7,500,000.00
012400100100 - MINISTRY OF SECURITY AND INTERNAL AFFAIRS	Renovation of office complex for the Ministry of Internal Security & Home Affairs (Former Deputy Governor's	125,900,000.00	125,900,000.00	20,500,000.00	44,222,913.00	35.1%	81,677,087.00
012400100100 - MINISTRY OF SECURITY AND INTERNAL AFFAIRS	Purchase of Security equipment (5 nos. Gadgets, 20 nos. surveillance equipment and 20 nos. Detectors).	250,000,000.00	250,000,000.00	-	-	0.0%	250,000,000.00
012400200100 - BAUCHI STATE VIGILANTE AND YOUTH DEVELOPMENT	Purchase of one (1) 18 Seater Toyota Bus	70,000,000.00	70,000,000.00	-	-	0.0%	70,000,000.00
012400200100 - BAUCHI STATE VIGILANTE AND YOUTH DEVELOPMENT	Purchase of Executive Cussion for the Principal Officers	10,000,000.00	10,000,000.00	-	-	0.0%	10,000,000.00
012400200100 - BAUCHI STATE VIGILANTE AND YOUTH DEVELOPMENT	Purchase of Office Tables for the Principal Officers	5,000,000.00	5,000,000.00	-	-	0.0%	5,000,000.00
012400200100 - BAUCHI STATE VIGILANTE AND YOUTH DEVELOPMENT	Purchase of 3nos. Of Hp Laptops Computers for the Staff.	2,000,000.00	2,000,000.00	-	-	0.0%	2,000,000.00
012400200100 - BAUCHI STATE VIGILANTE AND YOUTH DEVELOPMENT	Purchase of 6nos. Of Hp Desktop for the Staff.	3,000,000.00	3,000,000.00	-	-	0.0%	3,000,000.00
012400200100 - BAUCHI STATE VIGILANTE AND YOUTH DEVELOPMENT	Purchase of 5nos. Of Hp Computer Printers.	2,000,000.00	2,000,000.00	-	-	0.0%	2,000,000.00
012400200100 - BAUCHI STATE VIGILANTE AND YOUTH DEVELOPMENT	Purchase of 3Nos. Of Sharp Photo Copying Machines.	2,000,000.00	2,000,000.00	-	-	0.0%	2,000,000.00
012400200100 - BAUCHI STATE VIGILANTE AND YOUTH DEVELOPMENT	Purchase of 2 Nos. of Shredding Machines.	200,000.00	200,000.00	-	-	0.0%	200,000.00
012400200100 - BAUCHI STATE VIGILANTE AND YOUTH DEVELOPMENT	Purchase of 2 Nos. of Scanners Machines.	500,000.00	500,000.00	-	-	0.0%	500,000.00
012400200100 - BAUCHI STATE VIGILANTE AND YOUTH DEVELOPMENT	Purchase of 1 Nos. KVA Generator Sets.	2,000,000.00	2,000,000.00	-	-	0.0%	2,000,000.00
012400200100 - BAUCHI STATE VIGILANTE AND YOUTH DEVELOPMENT	Purchase of Security equipment (10 nos. Gadgets, and 15 nos. Dictators).	10,000,000.00	10,000,000.00	-	-	0.0%	10,000,000.00
012400200100 - BAUCHI STATE VIGILANTE AND YOUTH DEVELOPMENT	Purchase and Supply of 100 units of Skills Acquisition Equipment for Youth Empowerment across the State.	250,000,000.00	250,000,000.00	-	-	0.0%	250,000,000.00
012500100100 - OFFICE OF THE HEAD OF CIVIL SERVICE	Provision of 100 nos. of Chairs and 100 nos. office Table for distribution to MDAs Offices across the State	134,055,485.18	134,055,485.18	10,000,000.00	10,000,000.00	7.5%	124,055,485.18
012500100100 - OFFICE OF THE HEAD OF CIVIL SERVICE	Purchase of 4 nos. of Desktop Computers at OHCS	1,790,000.00	1,790,000.00	-	-	0.0%	1,790,000.00



012500100100 - OFFICE OF THE HEAD OF CIVIL SER	Purchase of 8 nos. of Computer Printers at OHCS	1,790,000.00	1,790,000.00	-	-	0.0%	1,790,000.00	
012500100100 - OFFICE OF THE HEAD OF CIVIL SER	Purchase of 4 nos. Photocopying machines at OHCS	1,790,000.00	1,790,000.00	-	-	0.0%	1,790,000.00	
012500100100 - OFFICE OF THE HEAD OF CIVIL SER	Purchase of 4 nos. Scanners at OHCS	1,342,500.00	1,342,500.00	-	-	0.0%	1,342,500.00	
012500100100 - OFFICE OF THE HEAD OF CIVIL SER	Purchase of 2 nos. of Mikano KVA Generator at the State Secretariat	7,412,824.79	7,412,824.79	-	-	0.0%	7,412,824.79	
012500100100 - OFFICE OF THE HEAD OF CIVIL SER	Construction and Establishment of Creche at State Secretariat	15,500,000.00	15,500,000.00	-	-	0.0%	15,500,000.00	
012500100100 - OFFICE OF THE HEAD OF CIVIL SER	Completion of Auditorium Complex at the State Secretariat	44,750,000.00	44,750,000.00	-	-	0.0%	44,750,000.00	
012500100100 - OFFICE OF THE HEAD OF CIVIL SER	Construction of Phase IV office Building at the State Secretariat	500,000,000.00	200,000,000.00	-	-	0.0%	200,000,000.00	
012500100100 - OFFICE OF THE HEAD OF CIVIL SER	Construction of Water Ways and Drainages at the State Secretariat	179,000,000.00	179,000,000.00	-	-	0.0%	179,000,000.00	
012500100100 - OFFICE OF THE HEAD OF CIVIL SER	Landscaping and Beautification of AUS Complex	30,000,000.00	30,000,000.00	-	-	0.0%	30,000,000.00	
012500100100 - OFFICE OF THE HEAD OF CIVIL SER	Provision of Solar power infrastructure AUS Bauchi	17,900,000.00	17,900,000.00	-	-	0.0%	17,900,000.00	
012500100100 - OFFICE OF THE HEAD OF CIVIL SER	Rehabilitation and Provision of 2 KM Roads network at AUS Bauchi	60,550,000.00	60,550,000.00	-	-	0.0%	60,550,000.00	
012500100100 - OFFICE OF THE HEAD OF CIVIL SER	Rehabilitation of Government Offices Across the State.	53,700,000.00	53,700,000.00	10,000,000.00	10,000,000.00	18.6%	43,700,000.00	
012500100100 - OFFICE OF THE HEAD OF CIVIL SER	Acquisition of Computer Application Software for computerization of Civil Service Activities in the State	6,615,584.00	6,615,584.00	-	-	0.0%	6,615,584.00	
012500300100 - LOCAL GOVERNMENT PENSION BOA	Provision of 15 Nos. Tables and 15 Nos. Chairs for the Offices at Board	7,000,000.00	7,000,000.00	-	-	0.0%	7,000,000.00	
012500300100 - LOCAL GOVERNMENT PENSION BOA	Purchase of 3nos. Of Desktop Computers HP (3)	5,000,000.00	5,000,000.00	-	-	0.0%	5,000,000.00	
012500300100 - LOCAL GOVERNMENT PENSION BOA	Purchase of 1 nos. HP Printer	1,000,000.00	1,000,000.00	-	-	0.0%	1,000,000.00	
012500300100 - LOCAL GOVERNMENT PENSION BOA	Purchase of a Photocopier for the Office. HP ONE (1)	1,500,000.00	1,500,000.00	-	-	0.0%	1,500,000.00	
012500300100 - LOCAL GOVERNMENT PENSION BOA	Purchase of 2 nos. of Scanners	500,000.00	500,000.00	-	-	0.0%	500,000.00	
012500300100 - LOCAL GOVERNMENT PENSION BOA	Rehabilitation of Recreational facilities for Staff at Local Government Pension Board.	3,000,000.00	3,000,000.00	-	-	0.0%	3,000,000.00	
012500300100 - LOCAL GOVERNMENT PENSION BOA	Rehabilitation of existing Office Building at Local Government Pension Board.	45,000,000.00	45,000,000.00	-	-	0.0%	45,000,000.00	
012500300100 - LOCAL GOVERNMENT PENSION BOA	construction and provision of ICT facilities for Data Capturing of Pensioners and storage of Historical data a	45,000,000.00	45,000,000.00	-	-	0.0%	45,000,000.00	
014000100100 - OFFICE OF STATE AUDITOR GENER	Construction of Office Complex for the Audit Headquarter in Bauchi	250,000,000.00	250,000,000.00	-	-	0.0%	250,000,000.00	
014000100100 - OFFICE OF STATE AUDITOR GENER	Purchase of 4 Nos. of Executive Cushions, 10 Nos. of Table and 10 nos. of office Chairs for State Audit Office	31,000,000.00	31,000,000.00	-	-	0.0%	31,000,000.00	
014000100100 - OFFICE OF STATE AUDITOR GENER	Acquisition of Computer Audit Software Package for Auditing Purposes at the Office of the State Auditor Gen	35,000,000.00	35,000,000.00	-	-	0.0%	35,000,000.00	
014000200100 - OFFICE OF AUDITOR GEN. FOR LOC	Renovation and Repairs of Existing Office Building at Office of Auditor General for Local Government Headq	20,000,000.00	20,000,000.00	-	-	0.0%	20,000,000.00	
014000200100 - OFFICE OF AUDITOR GEN. FOR LOC	Construction of New Audit Office at Dass LGA Area Office	15,000,000.00	15,000,000.00	-	-	0.0%	15,000,000.00	
014000200100 - OFFICE OF AUDITOR GEN. FOR LOC	Purchase of 3 Nos. Executive Cushions, 5 Nos. Office Tables and 8 Nos. of Chairs for Office of the Autor Ger	25,000,000.00	25,000,000.00	-	-	0.0%	25,000,000.00	
014000300100 - AUDIT SERVICE COMMISSION	Construction of New Office Building for Audit Service Commission within the Audit Office Complex Bauchi	52,000,000.00	52,000,000.00	-	-	0.0%	52,000,000.00	
014000300100 - AUDIT SERVICE COMMISSION	Provisions of 6 Nos. of Office Chairs and 6 Nos. of Office Tables for the Staff of Audit Service Commission	6,000,000.00	6,000,000.00	-	-	0.0%	6,000,000.00	
014000300100 - AUDIT SERVICE COMMISSION	Purchase and Acquisition of 14 Nos. of Laptop and 3 Nos. of Desktop for installation of Audit Computer Soft	7,000,000.00	7,000,000.00	-	-	0.0%	7,000,000.00	
014700100100 - CIVIL SERVICE COMMISSION	Costruction of New Office Building at Civil Service Commission Headquarter	20,000,000.00	20,000,000.00	-	-	0.0%	20,000,000.00	
014700100100 - CIVIL SERVICE COMMISSION	Drilling of a Well at Civil Service Commission Office HQ Bauchi	1,000,000.00	1,000,000.00	-	-	0.0%	1,000,000.00	
014700100100 - CIVIL SERVICE COMMISSION	Provision of 5,000 Gallon Over-Head Tank for Water Supply at the CSC Office HQ	10,000,000.00	10,000,000.00	-	-	0.0%	10,000,000.00	
014700100100 - CIVIL SERVICE COMMISSION	Renovation and Repairs of Existing Offices at Civil Service Commission Office HQ	30,000,000.00	30,000,000.00	-	-	0.0%	30,000,000.00	
014700100100 - CIVIL SERVICE COMMISSION	Acquisition of Application Software for Record Keeping at Civil Service Commission	20,000,000.00	20,000,000.00	-	-	0.0%	20,000,000.00	
014800100100 - STATE INDEPENDENT ELECTORAL C	Purchase of 10 nos Motorcycles at SIEC Headquarters	15,000,000.00	15,000,000.00	-	-	0.0%	15,000,000.00	
014800100100 - STATE INDEPENDENT ELECTORAL C	Purchase of 6 New Hilux Motor Vehicle for Election Purposes SIEC Headquarters	156,000,000.00	156,000,000.00	-	-	0.0%	156,000,000.00	
014800100100 - STATE INDEPENDENT ELECTORAL C	Purchase of 4 nos. of Desktop Computers for Staff at SIEC Headquarters	2,500,000.00	2,500,000.00	-	-	0.0%	2,500,000.00	
014800100100 - STATE INDEPENDENT ELECTORAL C	Purchase of 4 nos. of Computer Printers at SIEC Headquarters	2,500,000.00	2,500,000.00	-	-	0.0%	2,500,000.00	
014800100100 - STATE INDEPENDENT ELECTORAL C	purchase of 3 nos. of photocopying machines at SIEC Headquarters	15,000,000.00	15,000,000.00	-	-	0.0%	15,000,000.00	
014800100100 - STATE INDEPENDENT ELECTORAL C	purchase of 2 Nos. of fire extinguishers and other fire fighting equipment at SIEC Headquarters	100,000.00	100,000.00	-	-	0.0%	100,000.00	
014800100100 - STATE INDEPENDENT ELECTORAL C	Provisions of Election Structures (Boot Camp Materials) for Election purposes across 20 LGAs of the State.	242,916,150.00	242,916,150.00	-	22,077,400.00	9.1%	220,838,750.00	
014800100100 - STATE INDEPENDENT ELECTORAL C	Provisions of Election facilities and Materials for Election purposes Across the 20 LGAs of the State	98,345,000.00	98,345,000.00	-	-	0.0%	98,345,000.00	
014900100100 - LOCAL GOVERNMENT SERVICE COM	Purchase of 5 Nos. Office Chairs and 5 Nos. of Office Table for LGSC's Office Bauchi	5,000,000.00	5,000,000.00	-	-	0.0%	5,000,000.00	
014900100100 - LOCAL GOVERNMENT SERVICE COM	Purchase of 50 Nos. Conference Hall Table and 50 Nos. of Chairs at LGSC Office Bauchi	4,500,000.00	4,500,000.00	-	-	0.0%	4,500,000.00	
014900100100 - LOCAL GOVERNMENT SERVICE COM	Purchase of 5 Laptop Computers for Staff of the LGSC's Office Bauchi	13,000,000.00	13,000,000.00	-	-	0.0%	13,000,000.00	
014900100100 - LOCAL GOVERNMENT SERVICE COM	Purchase of 2 Printers for LGSC's Office Bauchi	3,000,000.00	3,000,000.00	-	-	0.0%	3,000,000.00	
014900100100 - LOCAL GOVERNMENT SERVICE COM	Purchase of 2 Photocopy Machines for LGSC's Office Bauchi	1,000,000.00	1,000,000.00	-	-	0.0%	1,000,000.00	
014900100100 - LOCAL GOVERNMENT SERVICE COM	Purchase of 3 Scanners for LGSC's Office Bauchi	800,000.00	800,000.00	-	-	0.0%	800,000.00	
014900100100 - LOCAL GOVERNMENT SERVICE COM	Purchase of 2 Nos. 60 (KVA) Power Generating Sets	20,000,000.00	20,000,000.00	-	-	0.0%	20,000,000.00	



014900100100 - LOCAL GOVERNMENT SERVICE COM	Purchase of 3 Nos. of Security Dictectors and other Security facilities for LGSC's Office Bauchi	2,500,000.00	2,500,000.00	-	-	0.0%	2,500,000.00
014900100100 - LOCAL GOVERNMENT SERVICE COM	Provision of ICT Infrastructure at Local Government Service Commission Office Bauchi	50,000,000.00	50,000,000.00	-	-	0.0%	50,000,000.00
014900100100 - LOCAL GOVERNMENT SERVICE COM	Provision and Acquisition of Web-Site and Saver for Internet facilities at LGSC's Office Bauchi	2,000,000.00	2,000,000.00	-	-	0.0%	2,000,000.00
014900100100 - LOCAL GOVERNMENT SERVICE COM	Construction of New Office Building at Local Government Service Commission Office	10,000,000.00	10,000,000.00	-	-	0.0%	10,000,000.00
015400100100 - MINISTRY OF RELIGIOUS AFFAIRS	Procurement of (25KVA) Generating Set at S.D.I Ningi	30,000,000.00	30,000,000.00	-	-	0.0%	30,000,000.00
015400100100 - MINISTRY OF RELIGIOUS AFFAIRS	Provision of Skill Acquisition Equipment for empowerment	5,000,000.00	5,000,000.00	-	-	0.0%	5,000,000.00
015400100100 - MINISTRY OF RELIGIOUS AFFAIRS	construction of school auditorium, male hostels and wall fencing of S.D.I ningi	30,000,000.00	30,000,000.00	-	-	0.0%	30,000,000.00
015400100100 - MINISTRY OF RELIGIOUS AFFAIRS	Construction of office Building for Skill Acquisition at Misau Local Government	150,000,000.00	150,000,000.00	-	-	0.0%	150,000,000.00
015400100100 - MINISTRY OF RELIGIOUS AFFAIRS	Rehabilitation and Repairs of Existing Cemeteries Across the State	50,000,000.00	50,000,000.00	-	-	0.0%	50,000,000.00
015400100100 - MINISTRY OF RELIGIOUS AFFAIRS	Construction of New Cemeteries Across the State	70,000,000.00	70,000,000.00	1,229,000.00	1,229,000.00	1.8%	68,771,000.00
015400100100 - MINISTRY OF RELIGIOUS AFFAIRS	Renovation and Repairs of Existing zonal offices across the state	30,000,000.00	30,000,000.00	-	-	0.0%	30,000,000.00
015400100100 - MINISTRY OF RELIGIOUS AFFAIRS	Acquisition of Application Software for Record Keeping at Existing Cemeteries across the State	5,000,000.00	5,000,000.00	-	-	0.0%	5,000,000.00
015400100100 - MINISTRY OF RELIGIOUS AFFAIRS	Suppervision of programmes and projects under Ministry of Religion Affairs	30,000,000.00	30,000,000.00	-	-	0.0%	30,000,000.00
015400200100 - BAUCHI STATE SHARIAH COMMISSI	Construction of New Office Complexes one in each of the 3 Senatorial Districts of the State.	60,000,000.00	60,000,000.00	-	-	0.0%	60,000,000.00
015400200100 - BAUCHI STATE SHARIAH COMMISSI	Provision of 20 nos. Office Chairs and 20 nos. Tables for Shariah Commission Office	25,000,000.00	25,000,000.00	5,168,800.00	5,568,800.00	22.3%	19,431,200.00
015400200100 - BAUCHI STATE SHARIAH COMMISSI	Purchase of 6 nos. of Desktop Computers for Shariah Commission Office	5,000,000.00	5,000,000.00	1,000,000.00	1,400,000.00	28.0%	3,600,000.00
015400200100 - BAUCHI STATE SHARIAH COMMISSI	Purchase of 3 nos. of Computers Printers	1,500,000.00	1,500,000.00	130,000.00	260,000.00	17.3%	1,240,000.00
015400200100 - BAUCHI STATE SHARIAH COMMISSI	Purchase of a Photocopying Machine at Shariah Commission	1,000,000.00	1,000,000.00	-	-	0.0%	1,000,000.00
015400200100 - BAUCHI STATE SHARIAH COMMISSI	Purchase of 2 nos. of Scanners Machines at Shariah Commission	500,000.00	500,000.00	150,000.00	300,000.00	60.0%	200,000.00
015400200100 - BAUCHI STATE SHARIAH COMMISSI	Purchase of 20 Nos. Motorcycles for Monitoring activities at Shariah Commission	30,000,000.00	30,000,000.00	-	-	0.0%	30,000,000.00
015400200100 - BAUCHI STATE SHARIAH COMMISSI	Construction and Installation of Solar Power equipment for the supply of Electricity at Shariah Commission.	7,000,000.00	7,000,000.00	500,000.00	1,000,000.00	14.3%	6,000,000.00
015400200100 - BAUCHI STATE SHARIAH COMMISSI	Purchase of 24 nos. Walking Talking Equipment for Security operations	6,500,000.00	6,500,000.00	4,264,400.00	4,264,400.00	65.6%	2,235,600.00
015400300100 - MUSLIMS PILGRIMS WELFARE BOAR	Provision of 2,500 nos. of Travelling Bags for Pilgrimage Activity	50,000,000.00	50,000,000.00	-	-	0.0%	50,000,000.00
015400300100 - MUSLIMS PILGRIMS WELFARE BOAR	Purchase of 4 nos. of Desktop Computers for Muslims Pilgrims Welfare Board	3,000,000.00	3,000,000.00	-	-	0.0%	3,000,000.00
015400300100 - MUSLIMS PILGRIMS WELFARE BOAR	Repairs of 20 nos. of water system toilet facilities at the Hajj Camp Bauchi	80,000,000.00	80,000,000.00	-	-	0.0%	80,000,000.00
015400300100 - MUSLIMS PILGRIMS WELFARE BOAR	Construction of Modern Pit-Latrine and dosset for Sanitation at the Hajj Camp Bauchi	30,000,000.00	30,000,000.00	-	-	0.0%	30,000,000.00
015400300100 - MUSLIMS PILGRIMS WELFARE BOAR	Construction and Provision of Solar Power for the supply of Electricity at Hajj Camp Bauchi.	40,000,000.00	40,000,000.00	-	-	0.0%	40,000,000.00
015400300100 - MUSLIMS PILGRIMS WELFARE BOAR	Construction and Provision 5 nos. of Borehole for Water Supply at the Hajj Camp Bauchi	25,000,000.00	25,000,000.00	-	-	0.0%	25,000,000.00
015400400100 - CHRISTIAN PILGRIMS WELFARE BOA	Acquisition of Land for the Construction of New Office Complex in Bauchi	30,000,000.00	30,000,000.00	-	-	0.0%	30,000,000.00
015400400100 - CHRISTIAN PILGRIMS WELFARE BOA	Provision of 20 nos. of Office Chairs and 20 nos. of Tables for Christian Pilgrims Welfare Office at Bauchi	10,000,000.00	10,000,000.00	-	-	0.0%	10,000,000.00
015400400100 - CHRISTIAN PILGRIMS WELFARE BOA	Purchase of 6 nos. of Desktop Computers for Christian Pilgrims Welfare Board	8,000,000.00	8,000,000.00	-	-	0.0%	8,000,000.00
015400400100 - CHRISTIAN PILGRIMS WELFARE BOA	Provision of 200 Travelling Bags for Pilgrimage Activity at Christain Welfare Board	6,940,000.00	6,940,000.00	-	-	0.0%	6,940,000.00
016100100100 - OFFICE OF THE SECRETARY TO THE	Purchase of Land for the Construction of Offices and Buildings in the State Capital	1,000,000,000.00	500,000,000.00	-	-	0.0%	500,000,000.00
016100100100 - OFFICE OF THE SECRETARY TO THE	Purchase of 10 Nos. of Maikano Generators in the SSG's Office for Distribution to some MDAs	161,235,283.84	161,235,283.84	-	2,000,000.00	1.2%	159,235,283.84
016100100100 - OFFICE OF THE SECRETARY TO THE	Purchase of 10 Nos. of Executive Cushion and 5 Nos. of Tables for Emirs Palaces at Bauchi	35,000,000.00	35,000,000.00	-	-	0.0%	35,000,000.00
016100100100 - OFFICE OF THE SECRETARY TO THE	Purchase of 19 Nos. Cushions, 5Nos. of Beds and 10 Nos. of Table for Furnishing Government Guest houses	40,000,000.00	40,000,000.00	-	-	0.0%	40,000,000.00
016100100100 - OFFICE OF THE SECRETARY TO THE	Purchase of 5 Nos Cushions and 10 Nos of Centre Tables for Furnishing of Liaison Office Abuja	32,130,000.00	32,130,000.00	-	-	0.0%	32,130,000.00
016100100100 - OFFICE OF THE SECRETARY TO THE	Furnishing and Equipping of Bauchi Broadcasting Services (BBS) with 10 Nos. of Executive Chairs and 10	70,000,000.00	70,000,000.00	-	-	0.0%	70,000,000.00
016100100100 - OFFICE OF THE SECRETARY TO THE	Furnishing of Sustainable Development Goals Office with 15 Nos. of Office Chairs and 15 Nos. of Tables	250,000,000.00	250,000,000.00	-	-	0.0%	250,000,000.00
016100100100 - OFFICE OF THE SECRETARY TO THE	Purchase of Laptops and Desktops Computers for ICT Networking Infrastructures	250,000,000.00	250,000,000.00	-	-	0.0%	250,000,000.00
016100100100 - OFFICE OF THE SECRETARY TO THE	Expansion of Office Accommodation at Hajj Camp	140,000,000.00	140,000,000.00	-	80,243,482.08	57.3%	59,756,517.92
016100100100 - OFFICE OF THE SECRETARY TO THE	Renovations and Repairs of Government Guest Houses Across the State	30,000,000.00	30,000,000.00	-	-	0.0%	30,000,000.00
016100100100 - OFFICE OF THE SECRETARY TO THE	Rehabilitation of Liaison Office Kaduna at Kaduna	45,000,000.00	45,000,000.00	-	-	0.0%	45,000,000.00
016100100100 - OFFICE OF THE SECRETARY TO THE	Construction and Provision of ICT Infrastructure at Fortune University Magama, Toro LGA	50,000,000.00	90,000,000.00	-	83,000,000.00	92.2%	7,000,000.00
016100100100 - OFFICE OF THE SECRETARY TO THE	Repairs and Rehabilitation of Abuja Liaison Office at Federal Capital Territory	50,000,000.00	250,000,000.00	203,450,000.00	203,450,000.00	81.4%	46,550,000.00
016100100100 - OFFICE OF THE SECRETARY TO THE	Renovations and Repairs of 5 Nos. Government Guest Houses Across the State	50,000,000.00	50,000,000.00	-	35,912,203.89	71.8%	14,087,796.11
021500100100 - MINISTRY OF AGRICULTURE	Purchase of Zoonotic Consumables for Animal Insmination Purpose Across the State	90,000,000.00	160,000,000.00	-	136,759,000.00	85.5%	23,241,000.00
021500100100 - MINISTRY OF AGRICULTURE	Renovation and Construction of New Abbatoir in the Major Towns of the 3 Senatorial Districts of the State	200,000,000.00	200,000,000.00	-	-	0.0%	200,000,000.00
021500100100 - MINISTRY OF AGRICULTURE	Purchase of 10 N0s. Motorcycles for Monitoring and surveillance.	10,000,000.00	10,000,000.00	-	-	0.0%	10,000,000.00
021500100100 - MINISTRY OF AGRICULTURE	Renovation of Modern indoor fish hatchery at Gubi at Bauchi	10,000,000.00	10,000,000.00	-	-	0.0%	10,000,000.00



021500100100 - MINISTRY OF AGRICULTURE	Renovation of 3 Veterinary clinics in the 3 Senatorial Zones of the State	60,000,000.00	60,000,000.00	-	-	0.0%	60,000,000.00
021500100100 - MINISTRY OF AGRICULTURE	Renovation and Stocking of 2 Government earthing Ponds at Gubi in Bauchi LGA	100,000,000.00	100,000,000.00	-	-	0.0%	100,000,000.00
021500100100 - MINISTRY OF AGRICULTURE	Purchase and supply of 20 Nos. of Tractors for Farming to farmers in Bauchi State	500,000,000.00	500,000,000.00	-	-	0.0%	500,000,000.00
021500100100 - MINISTRY OF AGRICULTURE	Purchase of 50 nos of Mini Tractors and other Farm Implements for Distribution to Farmers	500,000,000.00	500,000,000.00	-	-	0.0%	500,000,000.00
021500100100 - MINISTRY OF AGRICULTURE	Refurbishing of 32 units of assorted tractors for Utilization by Ministry of Agriculture	10,000,000.00	10,000,000.00	-	-	0.0%	10,000,000.00
021500100100 - MINISTRY OF AGRICULTURE	Purchase of Pest control and other Agro-chemicals for use by Farmers in Bauchi State.	100,000,000.00	100,000,000.00	-	-	0.0%	100,000,000.00
021500100100 - MINISTRY OF AGRICULTURE	Purchase of 100 Nos Vaccine Carriers and Vaccines Animal Drugs for Annual Vaccination programmes Across	40,000,000.00	40,000,000.00	-	-	0.0%	40,000,000.00
021500100100 - MINISTRY OF AGRICULTURE	Purchase of 2 Nos. of Trucks of Animal Feeds for Livestock Development in the State	20,000,000.00	20,000,000.00	-	-	0.0%	20,000,000.00
021500100100 - MINISTRY OF AGRICULTURE	Purchase of 3,000 Metric tons of NPK Fertilizer under Revolving scheme for Distribution to Farmers in the State	1,500,000,000.00	1,500,000,000.00	426,288,066.00	426,288,066.00	28.4%	1,073,711,934.00
021500100100 - MINISTRY OF AGRICULTURE	Establishment of Grazing reserves Across the State under livestock productivity and resilience Support Proj	100,000,000.00	100,000,000.00	-	-	0.0%	100,000,000.00
021500100100 - MINISTRY OF AGRICULTURE	Establishment of Livestock service centers Across the State under livestock productivity and resilience Supp	50,000,000.00	450,000,000.00	411,634,767.78	411,634,767.78	91.5%	38,365,232.22
021500100100 - MINISTRY OF AGRICULTURE	Establishment of Value Chain Enhancement Project Centres Across the 3 Senatorial Districts of the State	50,000,000.00	50,000,000.00	-	-	0.0%	50,000,000.00
021500100100 - MINISTRY OF AGRICULTURE	Redemarcation and Maintenance of existing Stock route in the 20 local Govt Areas.	100,000,000.00	100,000,000.00	-	-	0.0%	100,000,000.00
021500100100 - MINISTRY OF AGRICULTURE	Development of 3 nos. Grazing Reserves in the 3 Senatorial Zones of the State	60,000,000.00	60,000,000.00	-	-	0.0%	60,000,000.00
021500100100 - MINISTRY OF AGRICULTURE	Repairs and Refurbishing of Bauchi Meat Product Company (Dan Dango Ward) at Bauchi LGA	50,000,000.00	50,000,000.00	-	-	0.0%	50,000,000.00
021500100100 - MINISTRY OF AGRICULTURE	Livestock Productivity and Resilient project L-press Counterpart Funding for the Improvement of Agriculture	50,000,000.00	50,000,000.00	-	-	0.0%	50,000,000.00
021500100100 - MINISTRY OF AGRICULTURE	OCF Africa Collaboration with Bauchi State on the Refurbishing of Bauchi Fertilizing Company and Soil Fertility	20,000,000.00	20,000,000.00	4,738,000.00	4,738,000.00	23.7%	15,262,000.00
021500100100 - MINISTRY OF AGRICULTURE	Construction and Provision of 1 Nos of Veterinary Hospitals at Bauchi	50,000,000.00	50,000,000.00	-	-	0.0%	50,000,000.00
021500100100 - MINISTRY OF AGRICULTURE	Rehab. and upgrading of 3 Farm service centres(1 in 3each senatorial Zone) and other Agric. Infrastr. Across	30,000,000.00	30,000,000.00	-	-	0.0%	30,000,000.00
021500100100 - MINISTRY OF AGRICULTURE	Renovation of Existing Warehouse and Silos Across the State	200,000,000.00	200,000,000.00	-	-	0.0%	200,000,000.00
021500100100 - MINISTRY OF AGRICULTURE	Renovations and Repairs of Existing Bauchi Fertilizer Company in Bauchi LGA	50,000,000.00	50,000,000.00	-	-	0.0%	50,000,000.00
021500100100 - MINISTRY OF AGRICULTURE	FAWOYDI/ACTION AID Stakeholders Collaboration with the Bauchi State Ministry of Agriculture for the Supp	5,000,000.00	5,000,000.00	-	-	0.0%	5,000,000.00
021500100100 - MINISTRY OF AGRICULTURE	Renovation and repairs of Groundnut Production (Tiny Oil) company in Bauchi	30,000,000.00	30,000,000.00	-	-	0.0%	30,000,000.00
021500100100 - MINISTRY OF AGRICULTURE	Engagement of Professionals in the Development of Priority Value Chains Assessment in Bauchi State	20,000,000.00	20,000,000.00	-	1,990,000.00	10.0%	18,010,000.00
021500100100 - MINISTRY OF AGRICULTURE	Exploring new methods to improve Agriculture yield through Research and Development.	10,000,000.00	10,000,000.00	-	-	0.0%	10,000,000.00
021500100100 - MINISTRY OF AGRICULTURE	Establishment Special Agro-Industrial Processing Zone (SAPZ) Project for the Provision of Agricultural Facili	50,000,000.00	50,000,000.00	-	-	0.0%	50,000,000.00
021500100100 - MINISTRY OF AGRICULTURE	Establishment of agro- Industrial Processing Zone in 3 Senatorial zones of the State Under the SAPZ Project	500,000,000.00	300,000,000.00	-	-	0.0%	300,000,000.00
021500100100 - MINISTRY OF AGRICULTURE	Establishment of agro- Industrial Processing Hub Across the State Under the SAPZ Project	500,000,000.00	300,000,000.00	-	-	0.0%	300,000,000.00
021500100100 - MINISTRY OF AGRICULTURE	Provision of Agro-Chemical to Wheat farmers under the SAPZ project.	200,000,000.00	200,000,000.00	-	-	0.0%	200,000,000.00
021500100100 - MINISTRY OF AGRICULTURE	Provision of Fertilizer to wheat farmers under the national Agricultural growth scheme agro -Pocket.(NA	500,000,000.00	300,000,000.00	-	-	0.0%	300,000,000.00
021500100100 - MINISTRY OF AGRICULTURE	Provision of Improved wheat seedlings to wheat farmers under the SAPZ project	100,000,000.00	100,000,000.00	-	-	0.0%	100,000,000.00
021500100100 - MINISTRY OF AGRICULTURE	Construction and Provision of Solar Powered Water Pump to Wheat farmers under the SAPZ project for desig	200,000,000.00	200,000,000.00	-	-	0.0%	200,000,000.00
021500100100 - MINISTRY OF AGRICULTURE	Women and Youth Empowerment in Agriculture through the provision of Farm Implements and Inputs.	50,000,000.00	50,000,000.00	-	-	0.0%	50,000,000.00
021500100100 - MINISTRY OF AGRICULTURE	Supervision of programmes and projects under Ministry of Agriculture.	20,000,000.00	20,000,000.00	-	-	0.0%	20,000,000.00
021500100100 - MINISTRY OF AGRICULTURE	Purchase of Strategic Grains and Other Agriculture Produce like Rice, Millet, Gineau Corn, Beans etc. for Sto	1,500,000,000.00	1,000,000,000.00	-	-	0.0%	1,000,000,000.00
021500200100 - BAUCHI STATE AGRICULTURAL DEV	Purchase 20 nos. motor cycles for agriculture sensitization and surveillance	39,600,000.00	39,600,000.00	-	-	0.0%	39,600,000.00
021500200100 - BAUCHI STATE AGRICULTURAL DEV	Purchase of 50 Units office tables and chairs for BSADP Offices Across the State.	12,500,000.00	12,500,000.00	-	-	0.0%	12,500,000.00
021500200100 - BAUCHI STATE AGRICULTURAL DEV	Purchase of 2 nos of Desktop Computers	4,200,000.00	4,200,000.00	-	-	0.0%	4,200,000.00
021500200100 - BAUCHI STATE AGRICULTURAL DEV	Purchase of 2 nos. of computer printers	2,450,000.00	2,450,000.00	-	-	0.0%	2,450,000.00
021500200100 - BAUCHI STATE AGRICULTURAL DEV	Purchase of 3 nos. of photocopying machines	7,000,000.00	7,000,000.00	-	-	0.0%	7,000,000.00
021500200100 - BAUCHI STATE AGRICULTURAL DEV	Purchase of Agricultural Equipment and Implement for the rural farmers	51,000,000.00	51,000,000.00	-	-	0.0%	51,000,000.00
021500200100 - BAUCHI STATE AGRICULTURAL DEV	Support NATSP (Sustainability) through the establishment and provision of agriculture inputs	108,000,000.00	108,000,000.00	17,079,428.00	60,444,502.68	56.0%	47,555,497.32
021500200100 - BAUCHI STATE AGRICULTURAL DEV	INFDP 1 (Sustainability) through the establishment and provision of agriculture inputs	36,000,000.00	36,000,000.00	5,360,500.00	5,360,500.00	14.9%	30,639,500.00
021500200100 - BAUCHI STATE AGRICULTURAL DEV	NPFS 1 (Sustainability) through the establishment and provision of agriculture inputs	74,808,000.00	74,808,000.00	12,414,700.00	12,414,700.00	16.6%	62,393,300.00
021500200100 - BAUCHI STATE AGRICULTURAL DEV	CBARDP (Sustainability) through the establishment and provision of agriculture inputs	39,582,628.00	39,582,628.00	6,728,800.00	6,728,800.00	17.0%	32,853,828.00
021500200100 - BAUCHI STATE AGRICULTURAL DEV	Support the sustainability of Sasakawa Global 2000 Project through the provision of agriculture inputs	20,000,000.00	20,000,000.00	-	-	0.0%	20,000,000.00
021500200100 - BAUCHI STATE AGRICULTURAL DEV	Support the Sustainability of IITA Project through the provision of agriculture inputs	25,000,000.00	25,000,000.00	-	-	0.0%	25,000,000.00
021500200100 - BAUCHI STATE AGRICULTURAL DEV	Support to Carry Out Study for Seed Multiplication at BSADP Jama'are and Nabardo	25,000,000.00	25,000,000.00	-	-	0.0%	25,000,000.00
021500200100 - BAUCHI STATE AGRICULTURAL DEV	Support to Carry Out Study for Seed Multiplication at Miya South West BSADP Miya	20,000,000.00	20,000,000.00	-	-	0.0%	20,000,000.00
021500200100 - BAUCHI STATE AGRICULTURAL DEV	Support to Carry Out Study for Seed Multiplication at Azare Bakin Kasuwa BSADP	6,000,000.00	6,000,000.00	-	-	0.0%	6,000,000.00



Bauchi State Government

021500200100 - BAUCHI STATE AGRICULTURAL DEV	Support to Carry Out Study for Seed Multiplication at Nasarawa South Wailo	5,000,000.00	5,000,000.00	-	-	0.0%	5,000,000.00	
021500200100 - BAUCHI STATE AGRICULTURAL DEV	Provision of Qualitative Farm Inputs at BSADP at Nasarawa South Wailo Headquarters	4,000,000.00	4,000,000.00	-	-	0.0%	4,000,000.00	
021500200100 - BAUCHI STATE AGRICULTURAL DEV	Support to Carry Out Study for Seed Multiplication at BSADP Headquarter Bauchi	55,000,000.00	55,000,000.00	-	-	0.0%	55,000,000.00	
021500200100 - BAUCHI STATE AGRICULTURAL DEV	Provision of Qualitative Farm Inputs at BSADP Headquarter Bauch	55,000,000.00	55,000,000.00	-	-	0.0%	55,000,000.00	
021500200100 - BAUCHI STATE AGRICULTURAL DEV	Provision of Agriculture Farm Inputs to Farmers in the State through Nigeria Community Action for Resilienc	500,000,000.00	300,000,000.00	-	21,832,552.34	7.3%	278,167,447.66	
021500200100 - BAUCHI STATE AGRICULTURAL DEV	ICRISAT (Technology transfer) Project for the Establishment and Provision of Agricultural Inputs	13,000,000.00	13,000,000.00	-	-	0.0%	13,000,000.00	
021500200100 - BAUCHI STATE AGRICULTURAL DEV	UNICEF. (Nutrition and water and sanitation) Programme for the Provision of Agricultural Inputs for enhanc	20,000,000.00	20,000,000.00	-	-	0.0%	20,000,000.00	
021500200100 - BAUCHI STATE AGRICULTURAL DEV	Support on Food and Nutrition Security through the Provision of Agricultural Inputs	23,000,000.00	23,000,000.00	-	-	0.0%	23,000,000.00	
021500200100 - BAUCHI STATE AGRICULTURAL DEV	West African Agricultural Productivity Programme(WAAAPP) Provision of Agricultural Inputs	15,000,000.00	15,000,000.00	-	-	0.0%	15,000,000.00	
021500300100 - BAUCHI AGRICULTURAL SUPPLY AG	Purchase of 1 Unit Official Vehicles (Toyota Camry)	50,000,000.00	50,000,000.00	-	-	0.0%	50,000,000.00	
021500300100 - BAUCHI AGRICULTURAL SUPPLY AG	Purchase of 2 Units of Vans	30,000,000.00	30,000,000.00	-	-	0.0%	30,000,000.00	
021500300100 - BAUCHI AGRICULTURAL SUPPLY AG	Purchase of 3 Units of Power Generating Plant	80,000,000.00	80,000,000.00	-	-	0.0%	80,000,000.00	
021500300100 - BAUCHI AGRICULTURAL SUPPLY AG	Purchase of 1,000 units of Oxplough Ridgers	60,000,000.00	60,000,000.00	-	-	0.0%	60,000,000.00	
021500300100 - BAUCHI AGRICULTURAL SUPPLY AG	Purchase of 200 Units of Water Pumps 2	17,000,000.00	17,000,000.00	-	-	0.0%	17,000,000.00	
021500300100 - BAUCHI AGRICULTURAL SUPPLY AG	Purchase of 200 Units of Water Pumps 3	18,000,000.00	18,000,000.00	-	-	0.0%	18,000,000.00	
021500300100 - BAUCHI AGRICULTURAL SUPPLY AG	Purchase of 1555 units of Sprayers (Knap Sack)	4,995,000.00	4,995,000.00	-	-	0.0%	4,995,000.00	
021500300100 - BAUCHI AGRICULTURAL SUPPLY AG	Purchase of Fertilizer & Agro-Chemicals	250,000,000.00	250,000,000.00	-	-	0.0%	250,000,000.00	
021500300100 - BAUCHI AGRICULTURAL SUPPLY AG	Construction of Office Building at the BASAC Headquarter Bauchi	60,000,000.00	60,000,000.00	-	-	0.0%	60,000,000.00	
021500300100 - BAUCHI AGRICULTURAL SUPPLY AG	Construction and Provision Drainage Infrastructure at BASAC headquarters	20,000,000.00	20,000,000.00	-	-	0.0%	20,000,000.00	
021500300100 - BAUCHI AGRICULTURAL SUPPLY AG	Rehabilitationand Repairs Agricultural Facilities	50,000,000.00	50,000,000.00	-	-	0.0%	50,000,000.00	
021500300100 - BAUCHI AGRICULTURAL SUPPLY AG	Renovation and Repairs of Office at BASAC Headquarter Bauchi	20,000,000.00	20,000,000.00	-	-	0.0%	20,000,000.00	
021500400100 - GALAMBI RANCHING COMPANY	Purchase of 3 nos. of Motor Cycles at Galambi Ranching Coy.	1,000,000.00	1,000,000.00	-	-	0.0%	1,000,000.00	
021500400100 - GALAMBI RANCHING COMPANY	Purchase of 1 nos. of Van at Galambi Ranching Coy.	5,500,000.00	5,500,000.00	-	-	0.0%	5,500,000.00	
021500400100 - GALAMBI RANCHING COMPANY	Purchase of 6 Units Office Tables and Chairs for Staff	1,500,000.00	1,500,000.00	-	-	0.0%	1,500,000.00	
021500400100 - GALAMBI RANCHING COMPANY	Purchase of 1 nos. Laptop	500,000.00	500,000.00	-	-	0.0%	500,000.00	
021500400100 - GALAMBI RANCHING COMPANY	Purchase of 1 Unit of Yamaha Generator	250,000.00	250,000.00	-	-	0.0%	250,000.00	
021500400100 - GALAMBI RANCHING COMPANY	Purchase and Supply of Agricultural Implements and Inputs	2,000,000.00	2,000,000.00	-	-	0.0%	2,000,000.00	
021500400100 - GALAMBI RANCHING COMPANY	Purchase of 40 Units Rams and 40 Units Goats for Galambi Ranching Coy.	8,000,000.00	8,000,000.00	-	-	0.0%	8,000,000.00	
021500400100 - GALAMBI RANCHING COMPANY	Drilling of Borehole for Supply fo Prtable Drinking Water at Galambi Ranching Coy.	2,000,000.00	2,000,000.00	-	-	0.0%	2,000,000.00	
021500400100 - GALAMBI RANCHING COMPANY	Provision of Agricultural Implements and Inputs for Galambi Ranching Coy.	1,000,000.00	1,000,000.00	-	-	0.0%	1,000,000.00	
021500400100 - GALAMBI RANCHING COMPANY	Demarcation of Galambi Ranching Coy Boundaries.	1,500,000.00	1,500,000.00	-	-	0.0%	1,500,000.00	
021500400100 - GALAMBI RANCHING COMPANY	Renovation and Repairs of Delapidated Residential Quarters at Galambi Ranching Coy.	1,200,000.00	1,200,000.00	-	-	0.0%	1,200,000.00	
021500400100 - GALAMBI RANCHING COMPANY	Repairs of Agricultural and Farm Implements abandon over the years.	1,000,000.00	1,000,000.00	-	-	0.0%	1,000,000.00	
021500400100 - GALAMBI RANCHING COMPANY	Renovation and Repairs of 1 nos. Staff Quarter at Galambi Ranching Quarters.	2,000,000.00	2,000,000.00	-	-	0.0%	2,000,000.00	
021500400100 - GALAMBI RANCHING COMPANY	Renovation and Repairs of Road Network at Galambi Ranchin Coy.	500,000.00	500,000.00	-	-	0.0%	500,000.00	
021500400100 - GALAMBI RANCHING COMPANY	Renovation and Repairs of Delapidated Office Structure at Galambi Ranchin Coy.	500,000.00	500,000.00	-	-	0.0%	500,000.00	
021500400100 - GALAMBI RANCHING COMPANY	Planting of Economic Trees and Plant at Galambi Ranching Coy.	650,000.00	650,000.00	-	-	0.0%	650,000.00	
021500400100 - GALAMBI RANCHING COMPANY	Construction of Drainages and Culverts to address the Menace of Gully Erossion.	1,000,000.00	1,000,000.00	-	-	0.0%	1,000,000.00	
021500400100 - GALAMBI RANCHING COMPANY	Campaign against Bush Burning and Environmental and Water Polution	2,000,000.00	2,000,000.00	-	-	0.0%	2,000,000.00	
022000100100 - MINISTRY OF FINANCE-HQTRS	Purchase of Assorted 40 Units of Official Motor Vehicle for Commerners and Public Office Holders	2,000,000,000.00	6,000,000,000.00	3,771,055,080.00	5,737,539,080.00	95.6%	262,460,920.00	
022000100100 - MINISTRY OF FINANCE-HQTRS	Provision of 8 Units of Executive Tables and Chairs for Ministry of Finance	4,000,000.00	24,000,000.00	-	12,897,700.00	53.7%	11,102,300.00	
022000100100 - MINISTRY OF FINANCE-HQTRS	Purchase of 4 Units of Laptop for the staffof Ministry of Finance	2,300,000.00	2,300,000.00	-	-	0.0%	2,300,000.00	
022000100100 - MINISTRY OF FINANCE-HQTRS	Construction of New Office Complex at Ministry of Finance Bauchi	30,000,000.00	30,000,000.00	-	4,469,500.00	14.9%	25,530,500.00	
022000100100 - MINISTRY OF FINANCE-HQTRS	Renovation and Repairs of MOF Headquarters	25,000,000.00	25,000,000.00	-	-	0.0%	25,000,000.00	
022000100100 - MINISTRY OF FINANCE-HQTRS	Provision of Computer Application software for computerization of MOF activities	15,000,000.00	15,000,000.00	-	-	0.0%	15,000,000.00	
022000700100 - OFFICE OF THE ACCOUNTANT GENE	Provision of 75 Office Tables, Chairs, and Other Office Equipment in the Office of Accountant General	25,000,000.00	25,000,000.00	448,000.00	988,000.00	4.0%	24,012,000.00	
022000700100 - OFFICE OF THE ACCOUNTANT GENE	Purchase of 10 nos. of Laptops and 15 Nos. of Desktops Computers	62,715,000.00	62,715,000.00	-	-	0.0%	62,715,000.00	
022000700100 - OFFICE OF THE ACCOUNTANT GENE	Purchase of 10 nos. of Computer Printers	10,000,000.00	10,000,000.00	-	-	0.0%	10,000,000.00	
022000700100 - OFFICE OF THE ACCOUNTANT GENE	Purchase of 5 nos. of Photocopying Machines	8,000,000.00	8,000,000.00	-	-	0.0%	8,000,000.00	
022000700100 - OFFICE OF THE ACCOUNTANT GENE	Purchase of 5 nos. Shredding Machines	1,500,000.00	1,500,000.00	-	-	0.0%	1,500,000.00	



022000700100 - OFFICE OF THE ACCOUNTANT GENERAL	Purchase of 10 nos of Scanners	5,000,000.00	5,000,000.00	-	-	0.0%	5,000,000.00
022000700100 - OFFICE OF THE ACCOUNTANT GENERAL	Provision of security facilities and other security Accessories.	25,000,000.00	25,000,000.00	-	767,000.00	3.1%	24,233,000.00
022000700100 - OFFICE OF THE ACCOUNTANT GENERAL	Renovation of Office Building at the Treasury Headquarters	100,000,000.00	100,000,000.00	700,000.00	700,000.00	0.7%	99,300,000.00
022000700100 - OFFICE OF THE ACCOUNTANT GENERAL	Purchase of 2 nos. of 260KVA Mikano Generator Set	20,000,000.00	20,000,000.00	-	-	0.0%	20,000,000.00
022000700100 - OFFICE OF THE ACCOUNTANT GENERAL	Construction of 3 nos. of Sub-Treasuries in each of the State Senatorial Zones of the State.	20,000,000.00	20,000,000.00	-	-	0.0%	20,000,000.00
022000700100 - OFFICE OF THE ACCOUNTANT GENERAL	Construction of IPSAS Project Office at Treasury Hqtrs	20,000,000.00	20,000,000.00	1,958,000.00	1,958,000.00	9.8%	18,042,000.00
022000700100 - OFFICE OF THE ACCOUNTANT GENERAL	Provision of Infrastructure for SFTAS Implementation	5,000,000.00	5,000,000.00	-	-	0.0%	5,000,000.00
022000700100 - OFFICE OF THE ACCOUNTANT GENERAL	Provision of Infrastructure for IPSAS implementation	5,000,000.00	5,000,000.00	-	-	0.0%	5,000,000.00
022000700100 - OFFICE OF THE ACCOUNTANT GENERAL	Provision of Infrastructures for Implementation of TSA in the State.	40,000,000.00	40,000,000.00	-	-	0.0%	40,000,000.00
022000800100 - BOARD OF INTERNAL REVENUE - STATE	Purchase of Motor Vehicles (Toyota - Yaris - 2020, '3nos')	27,100,000.00	27,100,000.00	-	-	0.0%	27,100,000.00
022000800100 - BOARD OF INTERNAL REVENUE - STATE	Purchase of Motor Cycles (BOXER '10nos')	3,540,000.00	3,540,000.00	-	-	0.0%	3,540,000.00
022000800100 - BOARD OF INTERNAL REVENUE - STATE	Provision of 45 Units Office Tables, Chairs, and Other Office Equipment in the Board of Internal Revenue Service	11,330,000.00	11,330,000.00	-	-	0.0%	11,330,000.00
022000800100 - BOARD OF INTERNAL REVENUE - STATE	Provision of Assorted Professional Books for the Board of Internal Revenue Service Library	3,400,000.00	3,400,000.00	-	-	0.0%	3,400,000.00
022000800100 - BOARD OF INTERNAL REVENUE - STATE	Construction of 3 nos. of Office Building in selected Areas in the State.	12,400,000.00	12,400,000.00	-	-	0.0%	12,400,000.00
022000800100 - BOARD OF INTERNAL REVENUE - STATE	Provision of Modern Digital ICT Infrastructures to facilitate the Board Operations	12,400,000.00	12,400,000.00	-	-	0.0%	12,400,000.00
022000800100 - BOARD OF INTERNAL REVENUE - STATE	Renovation and Repairs of Office Building at the Board of Internal Revenue Service Headquarters	41,800,000.00	41,800,000.00	-	-	0.0%	41,800,000.00
022000800100 - BOARD OF INTERNAL REVENUE - STATE	Undertaking Research Study to see how best to improve Revenue Generation in the State.	3,400,000.00	3,400,000.00	-	-	0.0%	3,400,000.00
022000800100 - BOARD OF INTERNAL REVENUE - STATE	Acquisition of Revenue Computer Software Application to Facilitate the Board Operations	78,250,000.00	78,250,000.00	48,505,275.00	48,505,275.00	62.0%	29,744,725.00
022000800100 - BOARD OF INTERNAL REVENUE - STATE	Supervision of Operations and Activities of the Board of Internal Revenue Service Staff.	2,700,000.00	2,700,000.00	-	-	0.0%	2,700,000.00
022000800100 - BOARD OF INTERNAL REVENUE - STATE	Board of Internal Revenue Annual Tax Reform Seminar	3,500,000.00	3,500,000.00	-	-	0.0%	3,500,000.00
022000800100 - BOARD OF INTERNAL REVENUE - STATE	Construction of Motor Parks at Bauchi Town	20,000,000.00	20,000,000.00	-	-	0.0%	20,000,000.00
022000900100 - DEBT MANAGEMENT OFFICE	Provision of 20 Units Office Tables and Chairs for Debt Management Office	5,000,000.00	5,000,000.00	-	-	0.0%	5,000,000.00
022000900100 - DEBT MANAGEMENT OFFICE	Purchase of 3 nos. Laptops and 3 nos. Desktops Computers	3,500,000.00	3,500,000.00	-	-	0.0%	3,500,000.00
022000900100 - DEBT MANAGEMENT OFFICE	Purchase of 1 no. of Computer Printers	1,000,000.00	1,000,000.00	-	-	0.0%	1,000,000.00
022000900100 - DEBT MANAGEMENT OFFICE	Purchase of 2 nos of Photocopying Machine	2,000,000.00	2,000,000.00	-	-	0.0%	2,000,000.00
022000900100 - DEBT MANAGEMENT OFFICE	Purchase of Shredding Machines	1,050,000.00	1,050,000.00	-	-	0.0%	1,050,000.00
022000900100 - DEBT MANAGEMENT OFFICE	Purchase of KVA 1 no. Power Generating Set	10,000,000.00	10,000,000.00	-	-	0.0%	10,000,000.00
022000900100 - DEBT MANAGEMENT OFFICE	Construction and Completion of the Existing Debt Management Office Bauchi	12,443,500.00	12,443,500.00	7,521,500.00	7,521,500.00	60.4%	4,922,000.00
022000900100 - DEBT MANAGEMENT OFFICE	Renovation and Repairs of Existing Debt Management Office	10,000,000.00	10,000,000.00	-	-	0.0%	10,000,000.00
022200100100 - MIN OF COMMERCE AND INDUSTRY	Construction and Provision of Drainages and Road Infrastructure at Tambari Housing Estate	150,000,000.00	150,000,000.00	-	500,000.00	0.3%	149,500,000.00
022200100100 - MIN OF COMMERCE AND INDUSTRY	Provision and Supply of 10 nos. of Buses to Yankari Express	25,000,000.00	25,000,000.00	-	3,900,000.00	15.6%	21,100,000.00
022200100100 - MIN OF COMMERCE AND INDUSTRY	Provision of Infrastructures for the take-off of the Bauchi State Special Economic Zone (UNIDO)	60,000,000.00	60,000,000.00	-	19,569,200.00	32.6%	40,430,800.00
022200100100 - MIN OF COMMERCE AND INDUSTRY	Provision of Infrastructure for the Establishment of Free Enterprise Zone (FreeTrade Zone)	70,000,000.00	70,000,000.00	-	-	0.0%	70,000,000.00
022200100100 - MIN OF COMMERCE AND INDUSTRY	Provision of Infrastructure for the Establishment of Export Promotion Villages at Zaki LGA	50,000,000.00	50,000,000.00	-	-	0.0%	50,000,000.00
022200100100 - MIN OF COMMERCE AND INDUSTRY	Provision of Infrastructure at Bauchi Plastic Company (Dan Iya Ward)	60,000,000.00	60,000,000.00	-	-	0.0%	60,000,000.00
022200100100 - MIN OF COMMERCE AND INDUSTRY	Provision of Infrastructure at Kaura Modern Markets (Bauchi & Azare)	60,000,000.00	60,000,000.00	-	-	0.0%	60,000,000.00
022200100100 - MIN OF COMMERCE AND INDUSTRY	Provision of Infrastructure and Facilities for the Take-off of Nigeria's Agribusiness and Agro-Industrial Development	97,000,000.00	97,000,000.00	-	-	0.0%	97,000,000.00
022200100100 - MIN OF COMMERCE AND INDUSTRY	Provision of Infrastructure at Tomato Puree Processing Company (Dass LGA)	20,000,000.00	20,000,000.00	-	-	0.0%	20,000,000.00
022200100100 - MIN OF COMMERCE AND INDUSTRY	Provision of Infrastructure and Facilities for the Establishment of Bauchi Dry Port	50,000,000.00	50,000,000.00	6,700,000.00	6,700,000.00	13.4%	43,300,000.00
022200100100 - MIN OF COMMERCE AND INDUSTRY	Provision of Infrastructure and Facilities for the Take-off of the Industrial Development Centre Bauchi	10,000,000.00	10,000,000.00	-	-	0.0%	10,000,000.00
022200100100 - MIN OF COMMERCE AND INDUSTRY	Provision of Infrastructure at Tambari Housing Unit, Infrastructure	20,000,000.00	20,000,000.00	-	-	0.0%	20,000,000.00
022200100100 - MIN OF COMMERCE AND INDUSTRY	Provision of Infrastructures for the Recertification of Lagos Liaison Office	15,000,000.00	15,000,000.00	-	-	0.0%	15,000,000.00
022200100100 - MIN OF COMMERCE AND INDUSTRY	Provision of Infrastructure at Bauchi Furniture Company	10,500,000.00	10,500,000.00	-	-	0.0%	10,500,000.00
022200100100 - MIN OF COMMERCE AND INDUSTRY	Provision of Infrastructure the Establishment of Industrial Park	8,000,000.00	8,000,000.00	-	-	0.0%	8,000,000.00
022200100100 - MIN OF COMMERCE AND INDUSTRY	Provision of Infrastructure to Facilitate the Establishment of the African Continental Free Trade Agreement	100,000,000.00	100,000,000.00	4,373,100.00	52,153,100.00	52.2%	47,846,900.00
022200100100 - MIN OF COMMERCE AND INDUSTRY	Renovation and Repairs of Office Buildings at IBB Square	30,000,000.00	30,000,000.00	2,000,000.00	5,120,000.00	17.1%	24,880,000.00
022200100100 - MIN OF COMMERCE AND INDUSTRY	Undertaking a Research on the Improvement of Commercial Activities in Bauchi Town	10,000,000.00	10,000,000.00	-	-	0.0%	10,000,000.00
022200100100 - MIN OF COMMERCE AND INDUSTRY	Acquisition of Computer Application Software for improvement of Ministry of Commerce and Industry Activities	60,000,000.00	60,000,000.00	-	-	0.0%	60,000,000.00
022200100100 - MIN OF COMMERCE AND INDUSTRY	Supervision of Ministry of Commerce and Industry Programmes and Projects	35,000,000.00	35,000,000.00	-	-	0.0%	35,000,000.00
022200100100 - MIN OF COMMERCE AND INDUSTRY	Provision of Infrastructure and Facilities for the Take-off of Bauchi State Trade Facilitation Centre.	10,000,000.00	10,000,000.00	5,316,000.00	5,316,000.00	53.2%	4,684,000.00



Bauchi State Government

022200100100	- MIN OF COMMERCE AND INDUSTRY	Provision of Infrastructure and Facilities for Technology Incubation Centre	62,000,000.00	62,000,000.00	-	-	0.0%	62,000,000.00
022200100100	- MIN OF COMMERCE AND INDUSTRY	Provision of Infrastructure for the establishment of PVC Flexible Pipes	300,000,000.00	300,000,000.00	165,739,500.00	165,739,500.00	55.2%	134,260,500.00
022200100100	- MIN OF COMMERCE AND INDUSTRY	Provision of Infrastructure for the establishment of Bauchi-Gwana Cement	7,500,000.00	7,500,000.00	-	-	0.0%	7,500,000.00
022200100100	- MIN OF COMMERCE AND INDUSTRY	Provision of Infrastructure for the establishment of Export Display Centres in Three Senatorial Zones	7,000,000.00	7,000,000.00	-	-	0.0%	7,000,000.00
022200100100	- MIN OF COMMERCE AND INDUSTRY	Provision of Infrastructure for the Establishment of Bauchi Export Cluster/State Committee on Export Promot	5,000,000.00	5,000,000.00	1,705,000.00	1,705,000.00	34.1%	3,295,000.00
022200100100	- MIN OF COMMERCE AND INDUSTRY	Provision of Medical Infrastructure for the Establishment of MSME Clinic	50,000,000.00	50,000,000.00	-	-	0.0%	50,000,000.00
022200100100	- MIN OF COMMERCE AND INDUSTRY	Provision of Infrastructures for Public Private Partnership (PPP) on Moribund Industries	15,000,000.00	15,000,000.00	-	-	0.0%	15,000,000.00
022200100100	- MIN OF COMMERCE AND INDUSTRY	Carrying out Feasibility Study for the Re-Acquisition of STEYR Nigeria Limited	300,000,000.00	300,000,000.00	-	-	0.0%	300,000,000.00
022206400100	- AGENCY FOR SUSTAINABLE MICRO-	Purchase of 60 Units Office Tables & Chairs for Sustainable Micro Finance Agency Offices	40,000,000.00	40,000,000.00	-	-	0.0%	40,000,000.00
022206400100	- AGENCY FOR SUSTAINABLE MICRO-	Purchase of 4 nos. of Laptops and 4 nos. of Desktop Computer.	5,000,000.00	5,000,000.00	1,067,600.00	1,067,600.00	21.4%	3,932,400.00
022206400100	- AGENCY FOR SUSTAINABLE MICRO-	Purchase of 2 nos. of Computer Printers.	1,500,000.00	1,500,000.00	-	-	0.0%	1,500,000.00
022206400100	- AGENCY FOR SUSTAINABLE MICRO-	Purchase of 2 nos. of Photocopier Machines	2,000,000.00	2,000,000.00	-	-	0.0%	2,000,000.00
022206400100	- AGENCY FOR SUSTAINABLE MICRO-	Purchase of 1 Unit Yamaha Generating Set.	1,000,000.00	1,000,000.00	-	-	0.0%	1,000,000.00
022206400100	- AGENCY FOR SUSTAINABLE MICRO-	Acquisition of Computer Application Software for the computerization of Micro Finance Activities	2,000,000.00	2,000,000.00	-	-	0.0%	2,000,000.00
022206400100	- AGENCY FOR SUSTAINABLE MICRO-	Supervision of Activities of the Agency Sustainable Micro Finance	30,000,000.00	30,000,000.00	-	895,000.00	3.0%	29,105,000.00
022800100100	- MINISTRY OF POWER, SCIENCE & T	Provision of Electrification Safety Kits (50 set)	2,000,000.00	2,000,000.00	-	-	0.0%	2,000,000.00
022800100100	- MINISTRY OF POWER, SCIENCE & T	Purchase of Transformers and its accessories (15 various capacity)	300,000,000.00	300,000,000.00	-	19,173,650.00	6.4%	280,826,350.00
022800100100	- MINISTRY OF POWER, SCIENCE & T	Purchase and Installation of Industrial Equipments (HEMED1)	5,000,000.00	5,000,000.00	-	-	0.0%	5,000,000.00
022800100100	- MINISTRY OF POWER, SCIENCE & T	Purchase of Materials and Tools for the State Technology Incubation Centre	10,000,000.00	10,000,000.00	-	-	0.0%	10,000,000.00
022800100100	- MINISTRY OF POWER, SCIENCE & T	Provision of Infrastructure for the Completion of state Technology Incubation Center (1 TECH. INC. CENT. A	40,000,000.00	40,000,000.00	-	-	0.0%	40,000,000.00
022800100100	- MINISTRY OF POWER, SCIENCE & T	Provision of infrastructure for the Installation of Transformers in Bauchi State LGA	50,000,000.00	50,000,000.00	-	25,654,940.18	51.3%	24,345,059.82
022800100100	- MINISTRY OF POWER, SCIENCE & T	Establishment of Science park (pesticidal plants 2.5, medicinal plants 1.25, aromatic plants 0.50, spices pla	15,000,000.00	15,000,000.00	-	-	0.0%	15,000,000.00
022800100100	- MINISTRY OF POWER, SCIENCE & T	Provision of Solar Power to Some Gov't institution(5 places)	350,000,000.00	350,000,000.00	-	-	0.0%	350,000,000.00
022800100100	- MINISTRY OF POWER, SCIENCE & T	Construction and Provision of Infrastructure for Electrification Projects	300,000,000.00	300,000,000.00	66,111,040.00	83,214,333.46	27.7%	216,785,666.54
022800100100	- MINISTRY OF POWER, SCIENCE & T	Rehabilitation and Repairs of Electrical Networks Across the State. (25 communities which includes: 33KV, 2	300,000,000.00	300,000,000.00	53,618,661.20	153,326,361.71	51.1%	146,673,638.29
022800100100	- MINISTRY OF POWER, SCIENCE & T	Support and Promotion of Innovators and Inventors in the State	10,000,000.00	25,000,000.00	6,287,666.66	11,997,666.66	48.0%	13,002,333.34
022800100100	- MINISTRY OF POWER, SCIENCE & T	State Science and Technology Expo and starter park for beginners.	10,000,000.00	10,000,000.00	-	-	0.0%	10,000,000.00
022800100100	- MINISTRY OF POWER, SCIENCE & T	Supervision of Ministry of Power, Science and Technology Programmes and Projects in the State.	5,000,000.00	5,000,000.00	-	-	0.0%	5,000,000.00
022800100100	- MINISTRY OF POWER, SCIENCE & T	Provision of Power Supply System for the State	5,000,000,000.00	2,000,000,000.00	-	-	0.0%	2,000,000,000.00
022800100100	- MINISTRY OF POWER, SCIENCE & T	Rehabilitation and Repairs of Electrical Networks in Sakwa, Zaki LGA	50,000,000.00	50,000,000.00	-	-	0.0%	50,000,000.00
022800100100	- MINISTRY OF POWER, SCIENCE & T	Rehabilitation and Repairs of Electrical Networks in Akuyau, Misau LGA	50,000,000.00	50,000,000.00	-	-	0.0%	50,000,000.00
022800100100	- MINISTRY OF POWER, SCIENCE & T	Construction and Provision of Solar Power Electricity in House of Assembly Members Constituencies	2,000,000,000.00	1,000,000,000.00	-	-	0.0%	1,000,000,000.00
023300100100	- MINISTRY OF NATURAL RESOURCES	Acquisition of Residual Mineral Mining Sites and formalization of ASMs Across the State	50,000,000.00	50,000,000.00	-	1,895,000.00	3.8%	48,105,000.00
023300100100	- MINISTRY OF NATURAL RESOURCES	Provisions and Supply of 80 Units Office Chairs, Tables and other Office Equipment	20,000,000.00	20,000,000.00	-	1,825,000.00	9.1%	18,175,000.00
023300100100	- MINISTRY OF NATURAL RESOURCES	Purchase of Office Building Accommodation in Bauchi Town	10,000,000.00	10,000,000.00	-	-	0.0%	10,000,000.00
023300100100	- MINISTRY OF NATURAL RESOURCES	Purchase of 3 nos. of Photocopying Machine	2,000,000.00	2,000,000.00	-	-	0.0%	2,000,000.00
023300100100	- MINISTRY OF NATURAL RESOURCES	Purchase of 3 nos. Laptop and 3 nos. Desktop of Computers	6,000,000.00	6,000,000.00	-	-	0.0%	6,000,000.00
023300100100	- MINISTRY OF NATURAL RESOURCES	Purchase of Exploration Facilities and Equipment for Exploration Activities.	200,000,000.00	200,000,000.00	-	30,390,000.00	15.2%	169,610,000.00
023300100100	- MINISTRY OF NATURAL RESOURCES	Provision of Infrastructures and Grants for BAMSSEL Take-off	10,000,000.00	60,000,000.00	41,711,627.90	42,511,627.90	70.9%	17,488,372.10
023300100100	- MINISTRY OF NATURAL RESOURCES	Undertaking Study on Mineral Deposit within the State	100,000,000.00	170,000,000.00	77,905,310.69	161,390,560.69	94.9%	8,609,439.31
023300100100	- MINISTRY OF NATURAL RESOURCES	Acquisition of Computer Application Software for Exploration Activities within the State.	3,000,000.00	3,000,000.00	-	-	0.0%	3,000,000.00
023300100100	- MINISTRY OF NATURAL RESOURCES	Supervision of Ministry of Natural Resources Programmes and Projects.	10,000,000.00	10,000,000.00	255,000.00	255,000.00	2.6%	9,745,000.00
023300100100	- MINISTRY OF NATURAL RESOURCES	Purchase of 5 Nos. computer printers	2,000,000.00	2,000,000.00	-	-	0.0%	2,000,000.00
023300100100	- MINISTRY OF NATURAL RESOURCES	Purchase of 2 Digital weighing Balance, 2 Conductivity Meter, 2 Flash point tester, 2 (Centrifuge, Desiccator	250,000,000.00	250,000,000.00	-	-	0.0%	250,000,000.00
023300100100	- MINISTRY OF NATURAL RESOURCES	Purchase of 1 Terameter, 1 Magnetometer, 5 measuring Tapes, 100 dozen of sample bags, 10 PPEs and 10	200,000,000.00	200,000,000.00	-	-	0.0%	200,000,000.00
023300100100	- MINISTRY OF NATURAL RESOURCES	Provision of Office Building for BAMSSEL in Bauchi Town	10,000,000.00	10,000,000.00	-	-	0.0%	10,000,000.00
023300100100	- MINISTRY OF NATURAL RESOURCES	Precision of Infrastructure for the establishment of 2 Mineral Processing centers for BAMSSEL Take-up, 2 Exa	290,000,000.00	290,000,000.00	-	-	0.0%	290,000,000.00
023300100100	- MINISTRY OF NATURAL RESOURCES	Renovating the Ministry's Office Building at Bauchi	20,000,000.00	20,000,000.00	-	20,000,000.00	100.0%	-
023300300100	- BAUCHI STATE OIL AND GAS ACAD	Purchase of 6 no Utility Vehicle	195,000,000.00	195,000,000.00	-	-	0.0%	195,000,000.00
023300300100	- BAUCHI STATE OIL AND GAS ACAD	Purchase of 4 no Official Vehicle	200,000,000.00	200,000,000.00	-	-	0.0%	200,000,000.00
023300300100	- BAUCHI STATE OIL AND GAS ACAD	Provision of Solar Powered Electricity	250,000,000.00	250,000,000.00	-	-	0.0%	250,000,000.00
023300300100	- BAUCHI STATE OIL AND GAS ACAD	Provision of Instructional materials	15,000,000.00	15,000,000.00	-	-	0.0%	15,000,000.00
023300300100	- BAUCHI STATE OIL AND GAS ACAD	Provision of Assorted and Professional Library Books and Equipments	35,000,000.00	35,000,000.00	-	-	0.0%	35,000,000.00
023300300100	- BAUCHI STATE OIL AND GAS ACAD	Purchase of Assorted Furniture for BOGA Residential Houses	20,000,000.00	20,000,000.00	-	-	0.0%	20,000,000.00
023300300100	- BAUCHI STATE OIL AND GAS ACAD	Construction and Provision of Corporate Office Building	400,000,000.00	400,000,000.00	-	-	0.0%	400,000,000.00
023300300100	- BAUCHI STATE OIL AND GAS ACAD	Construction and Provision of 3 Blocks of Classrooms at BOGA Alkali	550,000,000.00	250,000,000.00	-	-	0.0%	250,000,000.00
023300300100	- BAUCHI STATE OIL AND GAS ACAD	Construction of Parameter Wall Fencing of BOGA Alkali	1,000,000,000.00	500,000,000.00	-	-	0.0%	500,000,000.00
023300300100	- BAUCHI STATE OIL AND GAS ACAD	Provision of Infrastructure for the Accreditation of Academic Courses	500,000,000.00	300,000,000.00	-	-	0.0%	300,000,000.00
023300300100	- BAUCHI STATE OIL AND GAS ACAD	Provision for Research Work and Conferences Attendance	60,000,000.00	60,000,000.00	-	-	0.0%	60,000,000.00
023300300100	- BAUCHI STATE OIL AND GAS ACAD	Provision of Equipment and Materials for Preparedness for Accreditation of Academic Courses	65,000,000.00	65,000,000.00	-	-	0.0%	65,000,000.00



023300300100 - BAUCHI STATE OIL AND GAS ACAD	Construction of Residential Building for the Staff of BOGA at Alkaleri	450,000,000.00	200,000,000.00	-	-	0.0%	200,000,000.00		
023300300100 - BAUCHI STATE OIL AND GAS ACAD	Nigeria National Petroleum Company (NNPC) Limited Support for Construction of Classrooms and Furniture	75,000,000.00	75,000,000.00	-	-	0.0%	75,000,000.00		
023300300100 - BAUCHI STATE OIL AND GAS ACAD	North East Dev. Commission (NEDC) Support for the Provision of Classroom, Furniture and Scholarship to St	150,000,000.00	150,000,000.00	-	-	0.0%	150,000,000.00		
023300300100 - BAUCHI STATE OIL AND GAS ACAD	Petroleum Technology Development Fund (PTDF) Support for Construction of Classrooms	90,000,000.00	90,000,000.00	-	-	0.0%	90,000,000.00		
023300300100 - BAUCHI STATE OIL AND GAS ACAD	National Solid Mineral Development Fund for the Establishment of Mineral processing Zone in the State	65,000,000.00	65,000,000.00	-	-	0.0%	65,000,000.00		
023300300100 - BAUCHI STATE OIL AND GAS ACAD	Construction and Provision of Infrastructural and Learning Facilities	500,000,000.00	300,000,000.00	-	-	0.0%	300,000,000.00		
023400100100 - MINISTRY OF WORKS AND TRANSP	Construction of 2 VIO Office Building at Ringin-Gani, Toro	30,000,000.00	30,000,000.00	-	-	0.0%	30,000,000.00		
023400100100 - MINISTRY OF WORKS AND TRANSP	Upgrading of Material Testing Lab. In Bauchi	45,000,000.00	45,000,000.00	-	-	0.0%	45,000,000.00		
023400100100 - MINISTRY OF WORKS AND TRANSP	Purchase of 2 Units Heavy duty VIO patrol motor cycles	15,000,000.00	15,000,000.00	-	-	0.0%	15,000,000.00		
023400100100 - MINISTRY OF WORKS AND TRANSP	Purchase of 2 Units trucks and other Transport Equipment for offices across the state.	50,000,000.00	50,000,000.00	-	-	0.0%	50,000,000.00		
023400100100 - MINISTRY OF WORKS AND TRANSP	Purchase of 1 Unit Fire Fighting Equipment for Fire Service Operations	45,000,000.00	45,000,000.00	1,765,050.00	9,445,050.00	21.0%	35,554,950.00		
023400100100 - MINISTRY OF WORKS AND TRANSP	Construction of Government Offices, Fire service sub-station and VIO Offices across the state.	200,000,000.00	200,000,000.00	-	-	0.0%	200,000,000.00		
023400100100 - MINISTRY OF WORKS AND TRANSP	Construction of Recreational Facilities Across Bauchi State	10,000,000.00	10,000,000.00	-	-	0.0%	10,000,000.00		
023400100100 - MINISTRY OF WORKS AND TRANSP	Road Construction of Azare-Isawa-Giade-Kurba-Basirka (phase II)	50,000,000.00	50,000,000.00	-	-	0.0%	50,000,000.00		
023400100100 - MINISTRY OF WORKS AND TRANSP	Road Construction of Misau- Bulkachawa - Udubo (Retention Balance)	29,926,245.58	29,926,245.58	-	-	0.0%	29,926,245.58		
023400100100 - MINISTRY OF WORKS AND TRANSP	Road Construction of Yelwan Duguri-Kumbala-Kundak-Burga	1,200,000,000.00	1,200,000,000.00	-	-	0.0%	1,200,000,000.00		
023400100100 - MINISTRY OF WORKS AND TRANSP	Road Construction of Darazo-Gabchiyari	450,000,000.00	450,000,000.00	-	231,820,871.97	51.5%	218,179,128.03		
023400100100 - MINISTRY OF WORKS AND TRANSP	Road Construction of Dass-Bununu	400,000,000.00	400,000,000.00	-	-	0.0%	400,000,000.00		
023400100100 - MINISTRY OF WORKS AND TRANSP	Road Construction of Hanafari - Jurara - G/Babani - S/Kafi - Mashema Road	500,000,000.00	500,000,000.00	-	-	0.0%	500,000,000.00		
023400100100 - MINISTRY OF WORKS AND TRANSP	Construction of Bye-Passes Roads across the State	1,000,000,000.00	1,000,000,000.00	-	-	0.0%	1,000,000,000.00		
023400100100 - MINISTRY OF WORKS AND TRANSP	Construction of Kamfanin Kutare - Kubi-Shango-Balan Kanawa - Gungaru - Soro 98km	250,000,000.00	250,000,000.00	-	-	0.0%	250,000,000.00		
023400100100 - MINISTRY OF WORKS AND TRANSP	Road Construction of Itas - Gadau	1,200,000,000.00	2,500,000,000.00	1,568,028,775.72	2,273,585,398.09	90.9%	226,414,601.91		
023400100100 - MINISTRY OF WORKS AND TRANSP	Construction of Futuk - Gobirawa	75,000,000.00	75,000,000.00	-	-	0.0%	75,000,000.00		
023400100100 - MINISTRY OF WORKS AND TRANSP	Road Construction of Bakari - Kafin Larabawa Road/Madangala - Kujuru	100,000,000.00	100,000,000.00	-	-	0.0%	100,000,000.00		
023400100100 - MINISTRY OF WORKS AND TRANSP	Road Construction of Arinja (Bura Junction) Balma & Nasaru Township	200,000,000.00	200,000,000.00	-	-	0.0%	200,000,000.00		
023400100100 - MINISTRY OF WORKS AND TRANSP	Road Construction of Soro - Miya Road	800,000,000.00	800,000,000.00	-	-	0.0%	800,000,000.00		
023400100100 - MINISTRY OF WORKS AND TRANSP	Road Construction of Magama Gumau - Gumau	950,000,000.00	950,000,000.00	-	679,696,697.66	71.5%	270,303,302.34		
023400100100 - MINISTRY OF WORKS AND TRANSP	Road Construction of Rimin Zayam - Polchi - Palama	200,000,000.00	200,000,000.00	-	-	0.0%	200,000,000.00		
023400100100 - MINISTRY OF WORKS AND TRANSP	Road Construction of Rishi - Tulu - Tama Road	200,000,000.00	200,000,000.00	-	-	0.0%	200,000,000.00		
023400100100 - MINISTRY OF WORKS AND TRANSP	Rehabilitation and Repairs of Govt. qtrs across the state	100,000,000.00	100,000,000.00	-	28,916,850.00	28.9%	71,083,150.00		
023400100100 - MINISTRY OF WORKS AND TRANSP	Construction of Bauchi MEGA Secondary School, in Bauchi	50,000,000.00	50,000,000.00	-	-	0.0%	50,000,000.00		
023400100100 - MINISTRY OF WORKS AND TRANSP	Rehabilitation of Ningi - Burra Road	100,000,000.00	100,000,000.00	-	-	0.0%	100,000,000.00		
023400100100 - MINISTRY OF WORKS AND TRANSP	Construction/Renovation of Almajiri Schools across the state	40,000,000.00	40,000,000.00	-	-	0.0%	40,000,000.00		
023400100100 - MINISTRY OF WORKS AND TRANSP	Construction of Police Station across the state	150,000,000.00	150,000,000.00	47,012,356.37	47,012,356.37	31.3%	102,987,643.63		
023400100100 - MINISTRY OF WORKS AND TRANSP	Construction/Renovation of public buildings across the state	200,000,000.00	200,000,000.00	-	-	0.0%	200,000,000.00		
023400100100 - MINISTRY OF WORKS AND TRANSP	Rehabilitation of BAHU Guest House	300,000,000.00	300,000,000.00	-	-	0.0%	300,000,000.00		
023400100100 - MINISTRY OF WORKS AND TRANSP	Rehabilitation of Ramat House at Bauchi	120,000,000.00	120,000,000.00	-	-	0.0%	120,000,000.00		
023400100100 - MINISTRY OF WORKS AND TRANSP	Renovation/improvement of Teachers Service Commission	50,000,000.00	50,000,000.00	-	-	0.0%	50,000,000.00		
023400100100 - MINISTRY OF WORKS AND TRANSP	Construction/improvement of Civil Service Commission	200,000,000.00	200,000,000.00	-	-	0.0%	200,000,000.00		
023400100100 - MINISTRY OF WORKS AND TRANSP	Renovation and Upgrading of VIPs Building	150,000,000.00	150,000,000.00	-	14,489,453.27	9.7%	135,510,546.73		



023400100100 - MINISTRY OF WORKS AND TRANSP	Rehab. of Governor's Lodge Azare	100,000,000.00	100,000,000.00	-	-	0.0%	100,000,000.00		
023400100100 - MINISTRY OF WORKS AND TRANSP	Rehab. of Udubo - Gamawa Road	60,000,000.00	260,000,000.00	-	198,509,502.35	76.3%	61,490,497.65		
023400100100 - MINISTRY OF WORKS AND TRANSP	Outstanding Payments for Completed Roads Projects Across the State	450,000,000.00	750,000,000.00	710,762,009.08	710,762,009.08	94.8%	39,237,990.92		
023400100100 - MINISTRY OF WORKS AND TRANSP	Rehabilitation of Rugan Kela - Gokaru - Gwaram - Alkaleri Road	350,000,000.00	350,000,000.00	-	-	0.0%	350,000,000.00		
023400100100 - MINISTRY OF WORKS AND TRANSP	Rehabilitation of Darazo - Basirka Road	500,000,000.00	500,000,000.00	-	-	0.0%	500,000,000.00		
023400100100 - MINISTRY OF WORKS AND TRANSP	Emergency Washout on Road Infrastructure across the state	400,000,000.00	400,000,000.00	-	-	0.0%	400,000,000.00		
023400100100 - MINISTRY OF WORKS AND TRANSP	Construction/Rehabilitation of Road Projects across the 3 senatorial districts of the State	2,000,000,000.00	2,000,000,000.00	-	1,595,646,659.15	79.8%	404,353,340.85		
023400100100 - MINISTRY OF WORKS AND TRANSP	Rehabilitation of Maraban Liman Katagum Road (Phase 1)	50,000,000.00	50,000,000.00	-	-	0.0%	50,000,000.00		
023400100100 - MINISTRY OF WORKS AND TRANSP	Const. and Provision of Erosion and Flood Control Infrastructures Across the State.	200,000,000.00	200,000,000.00	-	-	0.0%	200,000,000.00		
023400100100 - MINISTRY OF WORKS AND TRANSP	Supervision of Projects and Programmes Under the Ministry of Works.	25,000,000.00	25,000,000.00	-	-	0.0%	25,000,000.00		
023400100100 - MINISTRY OF WORKS AND TRANSP	Road Dualization of Ningi - Kano Road, from (GSS Ningi - Gundiba).	2,091,119,577.75	3,791,119,577.75	1,807,110,115.52	3,674,191,823.73	96.9%	116,927,754.02		
023400100100 - MINISTRY OF WORKS AND TRANSP	Rehabilitation of Jama'are Old Link Road between East and West Round About	350,000,000.00	350,000,000.00	-	-	0.0%	350,000,000.00		
023400100100 - MINISTRY OF WORKS AND TRANSP	Renovation and Repairs of Airport Facilities at Bauchi Airport	350,000,000.00	350,000,000.00	-	-	0.0%	350,000,000.00		
023400100100 - MINISTRY OF WORKS AND TRANSP	Rehabilitation of Darazo - Gombe Abba Road.	500,000,000.00	500,000,000.00	-	-	0.0%	500,000,000.00		
023400100100 - MINISTRY OF WORKS AND TRANSP	Reh. Of Dindima - Yashi - Maina Maji Road	2,091,906,062.19	5,591,906,062.19	1,715,639,963.55	5,487,781,455.30	98.1%	104,124,606.89		
023400100100 - MINISTRY OF WORKS AND TRANSP	Design and Construction of Duguri Mansur Road Project	50,000,000.00	50,000,000.00	-	-	0.0%	50,000,000.00		
023400100100 - MINISTRY OF WORKS AND TRANSP	Rehabilitation of Siri Miya - K/Warji Road	65,000,000.00	65,000,000.00	-	-	0.0%	65,000,000.00		
023400100100 - MINISTRY OF WORKS AND TRANSP	Construction of Burgel - Gori - Kundum - Zari - Kwapte - Sati Musa Road	425,000,000.00	425,000,000.00	-	-	0.0%	425,000,000.00		
023400100100 - MINISTRY OF WORKS AND TRANSP	Mararraban Daji - Filiri Road	425,000,000.00	425,000,000.00	-	-	0.0%	425,000,000.00		
023400100100 - MINISTRY OF WORKS AND TRANSP	Rehabilitation of Liman Katagum - Bununu- Road (Phase II)	200,000,000.00	200,000,000.00	-	-	0.0%	200,000,000.00		
023400100100 - MINISTRY OF WORKS AND TRANSP	Kumbu kudi - Unguwar Tsamiya - Natsira - Kusada - Hanga and Limian Katagum Road	500,000,000.00	500,000,000.00	-	-	0.0%	500,000,000.00		
023400100100 - MINISTRY OF WORKS AND TRANSP	Rehabilitation of Adamami - Disina - Jama'are Road.	1,500,000,000.00	1,500,000,000.00	517,964,378.07	517,964,378.07	34.5%	982,035,621.93		
023400100100 - MINISTRY OF WORKS AND TRANSP	Design and Construction of Dass - Nabardo Road Project.	50,000,000.00	50,000,000.00	-	-	0.0%	50,000,000.00		
023400100100 - MINISTRY OF WORKS AND TRANSP	Rehabilitation of Kari - Misau Road Project.	1,750,000,000.00	1,750,000,000.00	-	750,407,549.35	42.9%	999,592,450.65		
023400100100 - MINISTRY OF WORKS AND TRANSP	Construction of Fly Overs in Bauchi Metropolis	2,500,000,000.00	9,000,000,000.00	1,353,551,456.57	8,709,722,050.36	96.8%	290,277,949.64		
023400100100 - MINISTRY OF WORKS AND TRANSP	Construction of Shari'a Court of Appeal Bauchi	450,000,000.00	450,000,000.00	-	-	0.0%	450,000,000.00		
023400100100 - MINISTRY OF WORKS AND TRANSP	Road Marking Project across the State	200,000,000.00	200,000,000.00	-	-	0.0%	200,000,000.00		
023400100100 - MINISTRY OF WORKS AND TRANSP	Road Construction of Boi - Marti - Gambar - Lere	2,000,000,000.00	2,000,000,000.00	-	1,293,526,412.57	64.7%	706,473,587.43		
023400100100 - MINISTRY OF WORKS AND TRANSP	Construction of Geljaule - Lame Road.	2,000,000,000.00	2,000,000,000.00	-	1,315,152,654.24	65.8%	684,847,345.76		
023400100100 - MINISTRY OF WORKS AND TRANSP	Construction of Dungulbi - Jitar Road	50,000,000.00	50,000,000.00	-	-	0.0%	50,000,000.00		
023400100100 - MINISTRY OF WORKS AND TRANSP	Construction of Kangere - Gwaskwaram Road	50,000,000.00	50,000,000.00	-	-	0.0%	50,000,000.00		
023400100100 - MINISTRY OF WORKS AND TRANSP	Construction/Rehabilitation of Liman Katagum - Zungur Road	50,000,000.00	50,000,000.00	-	-	0.0%	50,000,000.00		
023400100100 - MINISTRY OF WORKS AND TRANSP	Construction of Road from Jos Road - Zaranda Town	50,000,000.00	50,000,000.00	-	-	0.0%	50,000,000.00		
023400100100 - MINISTRY OF WORKS AND TRANSP	Construction of Dumun - Yali Road	100,000,000.00	100,000,000.00	-	-	0.0%	100,000,000.00		
023400100100 - MINISTRY OF WORKS AND TRANSP	Road Construction from Mararraban Dajin - Dajin Road.	50,000,000.00	50,000,000.00	-	-	0.0%	50,000,000.00		
023400100100 - MINISTRY OF WORKS AND TRANSP	Construction of Kwanar Darajija-Beli-Zigau Road.	1,200,000,000.00	1,000,000,000.00	-	-	0.0%	1,000,000,000.00		
023400100100 - MINISTRY OF WORKS AND TRANSP	Rehabilitation of Murtala Muhammed Road from CBN Roundabout to Railway Roundabout in Bauchi	35,000,000.00	35,000,000.00	-	-	0.0%	35,000,000.00		
023400100100 - MINISTRY OF WORKS AND TRANSP	Construction of Jama'are Road and Rehabilitation of Sule Katagum Road in Azare	150,000,000.00	150,000,000.00	-	-	0.0%	150,000,000.00		
023400100100 - MINISTRY OF WORKS AND TRANSP	Construction / Rehabilitation of Some Selected Roads in Bauchi (ATBHE, Ibrahim Bako Estate, ATBU Gubi)	350,000,000.00	350,000,000.00	-	203,527,441.29	58.2%	146,472,558.71		
023400100100 - MINISTRY OF WORKS AND TRANSP	Construction / Rehabilitation of Awala Roundabout - Gidan Mai - Zaranda - Miri Road	150,000,000.00	150,000,000.00	-	-	0.0%	150,000,000.00		
023400100100 - MINISTRY OF WORKS AND TRANSP	Bauchi Urban Renewal Project: Construction/Dualization/ Rehab of Sir Abubakar T/Balewa Inter. Airport (S	2,000,000,000.00	1,600,000,000.00	-	1,040,189,871.14	65.0%	559,810,128.86		
023400100100 - MINISTRY OF WORKS AND TRANSP	Rehabilitation of 1.5km Emir's Palace - Marshal Road - CLIS Junction in Misau	30,000,000.00	30,000,000.00	-	-	0.0%	30,000,000.00		
023400100100 - MINISTRY OF WORKS AND TRANSP	Construction of Masallacin Balantu (Zungur Off Isa Yuguda Guest House) Road	50,000,000.00	50,000,000.00	-	-	0.0%	50,000,000.00		
023400100100 - MINISTRY OF WORKS AND TRANSP	Construction and Provision of Road Infrastructure Within Bauchi Metropolis and Other Urban Centres of the	1,200,000,000.00	1,200,000,000.00	-	220,418,096.05	18.4%	979,581,903.95		
023400100100 - MINISTRY OF WORKS AND TRANSP	Construction and Provision of Traffic and Streetlights Infrastructure in Urban Centres of the State	650,000,000.00	650,000,000.00	-	-	0.0%	650,000,000.00		
023400100100 - MINISTRY OF WORKS AND TRANSP	Construction of Motor Parks and Markets Across the State	400,000,000.00	400,000,000.00	-	-	0.0%	400,000,000.00		
023400100100 - MINISTRY OF WORKS AND TRANSP	Design and Construction of Zango - Gwallagan Mayaka Road.	1,250,000,000.00	1,250,000,000.00	247,598,541.67	247,598,541.67	19.8%	1,002,401,458.33		
023400100100 - MINISTRY OF WORKS AND TRANSP	Design and Construction of Sabon Kaura - Birshi Gandu - Yelwa Road.	900,000,000.00	900,000,000.00	259,067,807.79	259,067,807.79	28.8%	640,932,192.21		
023400100100 - MINISTRY OF WORKS AND TRANSP	Design and Construction of Gwallameji - Doka - Rafin Zuri Dass Road.	900,000,000.00	900,000,000.00	631,724,869.12	631,724,869.12	70.2%	268,275,130.88		
023400100100 - MINISTRY OF WORKS AND TRANSP	Design and Construction of Road at Bayara.	450,000,000.00	550,000,000.00	316,766,172.69	535,772,613.56	97.4%	14,227,386.44		



023400100100 - MINISTRY OF WORKS AND TRANSP	Design and Construction of Township Roads in Jama'are.	400,000,000.00	400,000,000.00	-	-	0.0%	400,000,000.00
023400100100 - MINISTRY OF WORKS AND TRANSP	Design and Construction of Road Networks in Sa'adu Zungur (Bauchi State) University, Gadau Campus.	750,000,000.00	800,000,000.00	761,723,167.71	761,723,167.71	95.2%	38,276,832.29
023400100100 - MINISTRY OF WORKS AND TRANSP	Dualization of Emirs Place Road - Setraco Round About in Azare	1,350,000,000.00	1,430,000,000.00	-	1,418,617,599.47	99.2%	11,382,400.53
023400100100 - MINISTRY OF WORKS AND TRANSP	Construction of Sani Abacha Road in Azare.	80,000,000.00	80,000,000.00	-	-	0.0%	80,000,000.00
023400100100 - MINISTRY OF WORKS AND TRANSP	Construction of Township Road Across the State.	200,000,000.00	200,000,000.00	-	-	0.0%	200,000,000.00
023400100100 - MINISTRY OF WORKS AND TRANSP	Construction of Dott - Bajar Road.	50,000,000.00	50,000,000.00	-	-	0.0%	50,000,000.00
023400100100 - MINISTRY OF WORKS AND TRANSP	Construction of Bakin Kogi - Shall Road.	50,000,000.00	50,000,000.00	-	-	0.0%	50,000,000.00
023400100100 - MINISTRY OF WORKS AND TRANSP	Construction/Complete Rehabilitation of Dass Township Roads .	1,000,000,000.00	500,000,000.00	-	-	0.0%	500,000,000.00
023400100100 - MINISTRY OF WORKS AND TRANSP	Construction of Alkaleri Township Roads.	1,000,000,000.00	1,400,000,000.00	1,301,735,599.27	1,301,735,599.27	93.0%	98,264,400.73
023400100100 - MINISTRY OF WORKS AND TRANSP	Rehabilitation of Alkaleri - Kirfi Road.	1,000,000,000.00	2,200,000,000.00	2,020,189,631.75	2,020,189,631.75	91.8%	179,810,368.25
023400100100 - MINISTRY OF WORKS AND TRANSP	Construction of Bara - Hashidu - Tubule - Garin Malam Julde - Wanka.	1,500,000,000.00	1,500,000,000.00	-	-	0.0%	1,500,000,000.00
023400100100 - MINISTRY OF WORKS AND TRANSP	Construction of Road and Bridge at Gwana District.	2,000,000,000.00	1,100,000,000.00	-	93,503,249.41	8.5%	1,006,496,750.59
023400100100 - MINISTRY OF WORKS AND TRANSP	Construction of Dass - Wandu - Basnam - Lamdi - Durr - Dado Road.	1,000,000,000.00	1,000,000,000.00	-	-	0.0%	1,000,000,000.00
023400100100 - MINISTRY OF WORKS AND TRANSP	Construction of Rimin Zayam Township Road.	300,000,000.00	600,000,000.00	558,970,492.81	558,970,492.81	93.2%	41,029,507.19
023400100100 - MINISTRY OF WORKS AND TRANSP	Construction of Duguri Township Roads.	1,000,000,000.00	1,550,000,000.00	-	1,521,508,446.16	98.2%	28,491,553.84
023400100100 - MINISTRY OF WORKS AND TRANSP	Construction of Nabardo Bye - Pass.	300,000,000.00	300,000,000.00	256,575,217.96	256,575,217.96	85.5%	43,424,782.04
023400100100 - MINISTRY OF WORKS AND TRANSP	Construction of Gajin Duguri Bye - Pass.	300,000,000.00	300,000,000.00	-	-	0.0%	300,000,000.00
023400100100 - MINISTRY OF WORKS AND TRANSP	Construction of Bauchi Township Roads	2,000,000,000.00	2,000,000,000.00	-	1,873,365,189.35	93.7%	126,634,810.65
023400200100 - BAUCHI ROADS AND TRAFFIC AGEN	Purchase 1 nos. Official Vehicle for DG	20,000,000.00	20,000,000.00	-	-	0.0%	20,000,000.00
023400200100 - BAUCHI ROADS AND TRAFFIC AGEN	Purchase of 3 nos. of Motor Vehicles for management staff	50,000,000.00	50,000,000.00	-	-	0.0%	50,000,000.00
023400200100 - BAUCHI ROADS AND TRAFFIC AGEN	Purchase of 5 nos. of Power Bikes	40,000,000.00	40,000,000.00	-	-	0.0%	40,000,000.00
023400200100 - BAUCHI ROADS AND TRAFFIC AGEN	Purchase of 2 nos. 18-c Seater Bus	40,000,000.00	40,000,000.00	-	-	0.0%	40,000,000.00
023400200100 - BAUCHI ROADS AND TRAFFIC AGEN	Purchase of 3 nos. of Patrol Vehicles (3Hilvx)	100,000,000.00	100,000,000.00	-	75,250,000.00	75.3%	24,750,000.00
023400200100 - BAUCHI ROADS AND TRAFFIC AGEN	Purchase of 2 nos. Peugeot 307 wagon for Enforcement	50,000,000.00	50,000,000.00	-	-	0.0%	50,000,000.00
023400200100 - BAUCHI ROADS AND TRAFFIC AGEN	Purchase of 2 nos. of Towing VAN 2 No (10 - 20 Tons)	56,000,000.00	86,000,000.00	-	74,820,000.00	87.0%	11,180,000.00
023400200100 - BAUCHI ROADS AND TRAFFIC AGEN	Purchase of 1 no. of Heary VEH. Towing Trucks With Cranes 30+Tons	45,000,000.00	45,000,000.00	-	-	0.0%	45,000,000.00
023400200100 - BAUCHI ROADS AND TRAFFIC AGEN	Purchase of 1 Unit AMBLANCE Vehicle.	35,000,000.00	35,000,000.00	-	-	0.0%	35,000,000.00
023400200100 - BAUCHI ROADS AND TRAFFIC AGEN	Provision and Supply of 100 Units Office Tables, Chairs, and other Equipment for Staff	45,000,000.00	45,000,000.00	-	-	0.0%	45,000,000.00
023400200100 - BAUCHI ROADS AND TRAFFIC AGEN	Purchase of Computer 20 Nos All-in one	25,000,000.00	25,000,000.00	-	-	0.0%	25,000,000.00
023400200100 - BAUCHI ROADS AND TRAFFIC AGEN	Purchase of 10 nos. of laptop computers	5,000,000.00	5,000,000.00	-	-	0.0%	5,000,000.00
023400200100 - BAUCHI ROADS AND TRAFFIC AGEN	Purchase of 5 nos. Computer Printers	5,000,000.00	5,000,000.00	-	-	0.0%	5,000,000.00
023400200100 - BAUCHI ROADS AND TRAFFIC AGEN	Purchase of Photocopy Machines 2 Nos	5,000,000.00	5,000,000.00	-	-	0.0%	5,000,000.00
023400200100 - BAUCHI ROADS AND TRAFFIC AGEN	Purchase of 4 nos. of Scanners	17,000,000.00	17,000,000.00	-	-	0.0%	17,000,000.00
023400200100 - BAUCHI ROADS AND TRAFFIC AGEN	Purchase of Power Generating Set (75 KVA)	100,000,000.00	100,000,000.00	-	63,068,906.25	63.1%	36,931,093.75
023400200100 - BAUCHI ROADS AND TRAFFIC AGEN	Purchase of Security Equipment and Teargas	20,000,000.00	20,000,000.00	-	-	0.0%	20,000,000.00
023400200100 - BAUCHI ROADS AND TRAFFIC AGEN	Purchase of Industrial Equip. (Motorized Barricades 10 Nos)	20,000,000.00	20,000,000.00	-	-	0.0%	20,000,000.00
023400200100 - BAUCHI ROADS AND TRAFFIC AGEN	Procurement & installation of Vehicles Tracers	30,000,000.00	30,000,000.00	-	-	0.0%	30,000,000.00
023400200100 - BAUCHI ROADS AND TRAFFIC AGEN	Purchase of Camera & surveillance equip.	10,000,000.00	10,000,000.00	-	-	0.0%	10,000,000.00
023400200100 - BAUCHI ROADS AND TRAFFIC AGEN	Proc. Of Unif Kits for 250 Cadets/Marshals (2Pairs)	30,000,000.00	30,000,000.00	-	-	0.0%	30,000,000.00
023400200100 - BAUCHI ROADS AND TRAFFIC AGEN	Purchase of Musical Band Instruments	25,000,000.00	25,000,000.00	-	-	0.0%	25,000,000.00
023400200100 - BAUCHI ROADS AND TRAFFIC AGEN	Construction of Office Building at the Permanent Site in Bauchi State.	50,000,000.00	50,000,000.00	-	-	0.0%	50,000,000.00
023400200100 - BAUCHI ROADS AND TRAFFIC AGEN	Provision of Infrastructures and Facilities at Bauchi Road and Traffic Agency	30,000,000.00	30,000,000.00	-	-	0.0%	30,000,000.00
023400200100 - BAUCHI ROADS AND TRAFFIC AGEN	Acquisition of Computer Application Software and License	30,000,000.00	30,000,000.00	-	-	0.0%	30,000,000.00
023400200100 - BAUCHI ROADS AND TRAFFIC AGEN	Supervision of Programmes and Projects of Bauchi Road and Traffic Agency	15,000,000.00	15,000,000.00	-	-	0.0%	15,000,000.00
023400300100 - BAUCHI STATE INFRASTRUCTURE	Purchase of 2nos. Trucks (1no. Low Bed & 1 no. Tar Boiler)	300,000,000.00	300,000,000.00	-	-	0.0%	300,000,000.00
023400300100 - BAUCHI STATE INFRASTRUCTURE	Purchase of Surveying Equipment for the Newly Established BASIDMA	25,000,000.00	25,000,000.00	-	-	0.0%	25,000,000.00
023400300100 - BAUCHI STATE INFRASTRUCTURE	Marking and Road Furniture	100,000,000.00	100,000,000.00	-	-	0.0%	100,000,000.00
023400300100 - BAUCHI STATE INFRASTRUCTURE	Construction and Provision of Traffic and Streetlights Infrastructure in Urban Centres of the State	350,000,000.00	350,000,000.00	-	-	0.0%	350,000,000.00
023400300100 - BAUCHI STATE INFRASTRUCTURE	Construction of Motor Parks and Markets Across the State	350,000,000.00	350,000,000.00	-	-	0.0%	350,000,000.00
023400300100 - BAUCHI STATE INFRASTRUCTURE	Construction and Provision of Infrastructure for The Control of Erosion and Flood in Urban Centres of The St	350,000,000.00	350,000,000.00	-	-	0.0%	350,000,000.00



023400300100 - BAUCHI STATE INFRASTRUCTURE	Monitoring and Evaluation of Projects	5,000,000.00	5,000,000.00	-	-	0.0%	5,000,000.00	
023400300100 - BAUCHI STATE INFRASTRUCTURE	Purchase of Heavy-Duty Construction Equipment (Asphalt Paver (1), Pneumatic Roller (1) and Steel Roller)	350,000,000.00	350,000,000.00	-	-	0.0%	350,000,000.00	
023400300100 - BAUCHI STATE INFRASTRUCTURE	Rehabilitation of Office Buildings for Road Camps across the Board's Area Offices	100,000,000.00	100,000,000.00	-	-	0.0%	100,000,000.00	
023400300100 - BAUCHI STATE INFRASTRUCTURE	Purchase of Office Equipment for the Newly Established BASIDMA	25,000,000.00	25,000,000.00	-	-	0.0%	25,000,000.00	
023400300100 - BAUCHI STATE INFRASTRUCTURE	Purchase of Computers (1 Unit Laptop & 1 Unit Desktop) for the Newly Established BASIDMA	3,000,000.00	3,000,000.00	-	-	0.0%	3,000,000.00	
023400300100 - BAUCHI STATE INFRASTRUCTURE	Purchase of 5 Units Computer Printers for the Newly Established BASIDMA	5,000,000.00	5,000,000.00	-	353,000.00	7.1%	4,647,000.00	
023400300100 - BAUCHI STATE INFRASTRUCTURE	Purchase of 1 Unit Photocopying Machines for the Newly Established BASIDMA	2,500,000.00	2,500,000.00	-	-	0.0%	2,500,000.00	
023400300100 - BAUCHI STATE INFRASTRUCTURE	Purchase of 2 Units Shredding Machines for the Newly Established BASIDMA	1,000,000.00	1,000,000.00	-	-	0.0%	1,000,000.00	
023400300100 - BAUCHI STATE INFRASTRUCTURE	Purchase of 5 Units Scanners for the Newly Established BASIDMA	2,500,000.00	2,500,000.00	-	-	0.0%	2,500,000.00	
023400300100 - BAUCHI STATE INFRASTRUCTURE	Purchase of 3 Units of 150 KVA (Perkins) Power Generating Sets	150,000,000.00	150,000,000.00	-	-	0.0%	150,000,000.00	
023400300100 - BAUCHI STATE INFRASTRUCTURE	Purchase of 1 Unit Projector for the Newly Established BASIDMA	500,000.00	500,000.00	-	-	0.0%	500,000.00	
023400300100 - BAUCHI STATE INFRASTRUCTURE	Rehabilitation and Repairs of Roads Across the State	150,000,000.00	150,000,000.00	-	-	0.0%	150,000,000.00	
023400300100 - BAUCHI STATE INFRASTRUCTURE	Computer Software Acquisition for Engineering Designs, Road Surveys, Planning, Monitoring and Project Ma	50,000,000.00	50,000,000.00	-	-	0.0%	50,000,000.00	
023600100100 - MINISTRY OF TOURISM AND CULTU	Purchase of 10 nos. Motor Cycles	35,000,000.00	35,000,000.00	-	-	0.0%	35,000,000.00	
023600100100 - MINISTRY OF TOURISM AND CULTU	Purchase of 2 No. of Game Viewing Trucks and 2 No. Hilux for Supervision	300,000,000.00	300,000,000.00	-	-	0.0%	300,000,000.00	
023600100100 - MINISTRY OF TOURISM AND CULTU	Provision of Solar Power Electricity at Yankari Game Reserve (Yankari / Solar Farm Project etc.)	150,000,000.00	150,000,000.00	5,574,000.00	11,405,000.00	7.6%	138,595,000.00	
023600100100 - MINISTRY OF TOURISM AND CULTU	Construction of outpost station in 13 location (6 room each) at Yankari Game Reserve and Sumu Wild Life P	130,000,000.00	130,000,000.00	-	-	0.0%	130,000,000.00	
023600100100 - MINISTRY OF TOURISM AND CULTU	Rehabilitation and Rebuilding of Bauchi Museum	400,000,000.00	400,000,000.00	148,314,328.77	148,314,328.77	37.1%	251,685,671.23	
023600100100 - MINISTRY OF TOURISM AND CULTU	Renovation of Abubakar Tafawa Balewa Tomb complex	35,260,940.00	35,260,940.00	-	-	0.0%	35,260,940.00	
023600100100 - MINISTRY OF TOURISM AND CULTU	Renovation and Repairs of Open Air Theater Bauchi	20,000,000.00	20,000,000.00	-	-	0.0%	20,000,000.00	
023600100100 - MINISTRY OF TOURISM AND CULTU	Construction of Gate, Receptions, Lobby and Guest Restaurant at Sumu Park	200,000,000.00	200,000,000.00	-	-	0.0%	200,000,000.00	
023600100100 - MINISTRY OF TOURISM AND CULTU	Renovation and Repairs of Government Lodge at Yankari Game Reserve	100,000,000.00	100,000,000.00	-	-	0.0%	100,000,000.00	
023600100100 - MINISTRY OF TOURISM AND CULTU	Rehabilitation/Repair of Boundaries at Sumu Park	5,240,568.43	5,240,568.43	-	-	0.0%	5,240,568.43	
023600100100 - MINISTRY OF TOURISM AND CULTU	Planting of Trees and Plants at Wild Life Parks.	100,000,000.00	100,000,000.00	-	-	0.0%	100,000,000.00	
023600100100 - MINISTRY OF TOURISM AND CULTU	Undertaking Study on Management of Wild Life Conservation in the State Wild Life Park	5,000,000.00	5,000,000.00	-	-	0.0%	5,000,000.00	
023600100100 - MINISTRY OF TOURISM AND CULTU	Ministry of Culture and Tourism Investment Symposium	50,000,000.00	50,000,000.00	9,625,000.00	9,625,000.00	19.3%	40,375,000.00	
023600100100 - MINISTRY OF TOURISM AND CULTU	Purchase of 3 Units of 150 KVA (Perkins) Power Generating Set at Yankari Game Reserve	20,000,000.00	20,000,000.00	-	-	0.0%	20,000,000.00	
023600100100 - MINISTRY OF TOURISM AND CULTU	Fencing of Maladumba Lake	450,000,000.00	450,000,000.00	-	-	0.0%	450,000,000.00	
023600100100 - MINISTRY OF TOURISM AND CULTU	Fencing of 81sq Km at Sumu Park	140,000,000.00	140,000,000.00	-	63,632,800.22	45.5%	76,367,199.78	
023600100100 - MINISTRY OF TOURISM AND CULTU	Construction of 3 Nos. of Chalets at Sumu Park	100,000,000.00	100,000,000.00	-	-	0.0%	100,000,000.00	
023600100100 - MINISTRY OF TOURISM AND CULTU	Construction of Recreational Facilities at Abubakar Tafawa Balewa Tomb complex	36,000,000.00	36,000,000.00	-	-	0.0%	36,000,000.00	
023600100100 - MINISTRY OF TOURISM AND CULTU	Provision of Infrastructures for the New Government Policy direction to solve insecurity and improved Agricu	150,000,000.00	150,000,000.00	-	-	0.0%	150,000,000.00	
023600100100 - MINISTRY OF TOURISM AND CULTU	Construction of 13.5km Earth Road from Kafin Madaki - Sumu Wild Life Park	100,000,000.00	100,000,000.00	-	-	0.0%	100,000,000.00	
023800100100 - MINISTRY OF BUDGET, ECONOMIC	Refurbishing of Offices in the Ministry of Budget and Economic Planning	30,000,000.00	30,000,000.00	-	-	0.0%	30,000,000.00	
023800100100 - MINISTRY OF BUDGET, ECONOMIC	Purchase of 3 Nos. of Laptops Computers	5,000,000.00	5,000,000.00	-	-	0.0%	5,000,000.00	
023800100100 - MINISTRY OF BUDGET, ECONOMIC	Purchase of 2 nos. of Computer Printers	2,500,000.00	2,500,000.00	-	-	0.0%	2,500,000.00	
023800100100 - MINISTRY OF BUDGET, ECONOMIC	Procurement of 4 nos. of Photocopying Machines	5,000,000.00	5,000,000.00	-	-	0.0%	5,000,000.00	
023800100100 - MINISTRY OF BUDGET, ECONOMIC	Provision of 3 nos of Shredding Machine at the Ministry.	700,000.00	700,000.00	-	-	0.0%	700,000.00	
023800100100 - MINISTRY OF BUDGET, ECONOMIC	Construction of New Office Building at Ministry of Budget and Economic Planning	50,000,000.00	50,000,000.00	-	-	0.0%	50,000,000.00	
023800100100 - MINISTRY OF BUDGET, ECONOMIC	Construction and Provision of Infrastructure (Micro Projects) to Communities as Support through Nigeria Co	30,000,000.00	30,000,000.00	-	-	0.0%	30,000,000.00	
023800100100 - MINISTRY OF BUDGET, ECONOMIC	Renovation and Repairs of Office Building at Bauchi	10,000,000.00	10,000,000.00	10,000,000.00	10,000,000.00	100.0%	-	
023800100100 - MINISTRY OF BUDGET, ECONOMIC	Acquisition of Application Software for the Ministry of Budget and Planning Activities.	150,000,000.00	150,000,000.00	-	-	0.0%	150,000,000.00	
023800100100 - MINISTRY OF BUDGET, ECONOMIC	Supervision of Ministry of Budget and Economic Planning Programmes and Projects.	5,000,000.00	5,000,000.00	-	-	0.0%	5,000,000.00	
023800100100 - MINISTRY OF BUDGET, ECONOMIC	Undertaking Study of Economic Activities with respect to Statistics Activities.	8,000,000.00	8,000,000.00	-	957,550.00	12.0%	7,042,450.00	
023800100100 - MINISTRY OF BUDGET, ECONOMIC	Undertaking a Study on the Existing Implementation Development Plan of the State	5,000,000.00	5,000,000.00	-	-	0.0%	5,000,000.00	
023800100100 - MINISTRY OF BUDGET, ECONOMIC	Construction and Provision of Internet Facilities to the entire Ministry	5,000,000.00	5,000,000.00	-	-	0.0%	5,000,000.00	
023800100100 - MINISTRY OF BUDGET, ECONOMIC	Undertaking Study for the Development of Bauchi State Strategic Plan of Action	20,000,000.00	20,000,000.00	-	-	0.0%	20,000,000.00	
023800100100 - MINISTRY OF BUDGET, ECONOMIC	Provision of Infrastructures for the organization of Bauchi State Economic And Investment Summit	5,000,000.00	5,000,000.00	-	-	0.0%	5,000,000.00	
023800100100 - MINISTRY OF BUDGET, ECONOMIC	Provision of Infrastructure for Unicef Support Coordination	50,000,000.00	50,000,000.00	-	-	0.0%	50,000,000.00	
023800100100 - MINISTRY OF BUDGET, ECONOMIC	Provision of Infrastructure for State To State (S2S) Projects in Facilitating Public Financial Management Prog	50,000,000.00	50,000,000.00	-	-	0.0%	50,000,000.00	



023800100100 - MINISTRY OF BUDGET, ECONOMIC	Provision of Infrastructures for Food and Nutrition Coordination Programme in the State.	10,000,000.00	10,000,000.00	-	-	0.0%	10,000,000.00		
023800100100 - MINISTRY OF BUDGET, ECONOMIC	Provision of Infrastructure for Implementing UNFPA Projects and Programmes	78,000,000.00	78,000,000.00	-	-	0.0%	78,000,000.00		
023800100100 - MINISTRY OF BUDGET, ECONOMIC	Human Capital Opportunities for Prosperity & Equalities (World Bank - HOPE -GOV Project) for Provision of	500,000,000.00	500,000,000.00	-	-	0.0%	500,000,000.00		
023800300100 - COMMUNITY AND SOCIAL DEVELOPM	Construction and Provision of Health Facilities Across the State through Nigeria Community Action for Resili	180,000,000.00	180,000,000.00	-	39,278,035.59	21.8%	140,721,964.41		
023800300100 - COMMUNITY AND SOCIAL DEVELOPM	Construction and Provision of Educational Infrastructures Across the State through Nigeria Community Acti	120,000,000.00	120,000,000.00	-	-	0.0%	120,000,000.00		
023800300100 - COMMUNITY AND SOCIAL DEVELOPM	Construction and Provision of Environmental Infrastructures for the Control of Floods and Erosion Across the	30,000,000.00	70,000,000.00	-	34,102,610.61	48.7%	35,897,389.39		
023800300100 - COMMUNITY AND SOCIAL DEVELOPM	Construction and Provision of Water, Sanitation, and Hygiene Facilities to Communities Across the State th	500,000,000.00	200,000,000.00	-	-	0.0%	200,000,000.00		
023800300100 - COMMUNITY AND SOCIAL DEVELOPM	Provision and Procurement of Medical Equipment for Health Centres Across the State.	20,000,000.00	20,000,000.00	-	-	0.0%	20,000,000.00		
023800300100 - COMMUNITY AND SOCIAL DEVELOPM	Construction and Provision of Schools Across the State	20,000,000.00	20,000,000.00	-	-	0.0%	20,000,000.00		
023800300100 - COMMUNITY AND SOCIAL DEVELOPM	Construction of Drainages and Culverts to Communities Across the State.	10,000,000.00	10,000,000.00	-	-	0.0%	10,000,000.00		
023800300100 - COMMUNITY AND SOCIAL DEVELOPM	Construction of Toilets and Refuse Collection Centres Across the State	50,000,000.00	50,000,000.00	-	-	0.0%	50,000,000.00		
023800400100 - BAUCHI STATE BUREAU OF STATIST	Purchases of 1 No. of Toyota Hilux and Toyota 15-seater Bus	150,000,000.00	150,000,000.00	-	-	0.0%	150,000,000.00		
023800400100 - BAUCHI STATE BUREAU OF STATIST	Purchase of Modern Geographical Survey Equipment for Surveying Activities	50,000,000.00	50,000,000.00	7,750,000.00	7,750,000.00	15.5%	42,250,000.00		
023800400100 - BAUCHI STATE BUREAU OF STATIST	Purchase of 5 Nos of Laptops Computers	10,000,000.00	10,000,000.00	2,000,000.00	2,000,000.00	20.0%	8,000,000.00		
023800400100 - BAUCHI STATE BUREAU OF STATIST	Purchase of 10 Nos. of Desktop Computers	10,000,000.00	10,000,000.00	-	-	0.0%	10,000,000.00		
023800400100 - BAUCHI STATE BUREAU OF STATIST	Provision of Solar Power Electricity Supply	25,000,000.00	25,000,000.00	-	-	0.0%	25,000,000.00		
023800400100 - BAUCHI STATE BUREAU OF STATIST	Purchase of 10 Nos of Computer Printers	5,000,000.00	5,000,000.00	-	-	0.0%	5,000,000.00		
025200100100 - MINISTRY OF WATER RESOURCES	Construction and prov. of Water Facilities Across the State	110,000,000.00	110,000,000.00	36,005,400.00	49,749,400.00	45.2%	60,250,600.00		
025200100100 - MINISTRY OF WATER RESOURCES	Construction of Small Earth Dams One (1) in each	50,000,000.00	50,000,000.00	49,005,100.00	49,005,100.00	98.0%	994,900.00		
025200100100 - MINISTRY OF WATER RESOURCES	Capacity Building/workshop on Intergrated Water Resources Mgt.	40,000,000.00	40,000,000.00	-	-	0.0%	40,000,000.00		
025200100100 - MINISTRY OF WATER RESOURCES	Construction and provision Water through the Development of 50 Hectres of Irrigation Dam	50,000,000.00	50,000,000.00	-	-	0.0%	50,000,000.00		
025200100100 - MINISTRY OF WATER RESOURCES	Construction and Development of 50 Hectres of Gayin Irrigation	50,000,000.00	50,000,000.00	-	-	0.0%	50,000,000.00		
025200100100 - MINISTRY OF WATER RESOURCES	Construction/provision and Development of 50 Hectres of	60,000,000.00	60,000,000.00	-	17,277,000.00	28.8%	42,723,000.00		
025200100100 - MINISTRY OF WATER RESOURCES	Rehabilitation of Water Facilities control by the Ministry across the State	115,000,000.00	115,000,000.00	1,900,000.00	10,589,450.00	9.2%	104,410,550.00		
025200100100 - MINISTRY OF WATER RESOURCES	Rehabilitation of Mini Dams 1 (one) in each Senatorial Districts of the State	78,000,000.00	78,000,000.00	-	3,365,000.00	4.3%	74,635,000.00		
025200100100 - MINISTRY OF WATER RESOURCES	Rehabilitation/Repairs of three (3) Zonal Irrigation Dams in the State	50,000,000.00	50,000,000.00	-	-	0.0%	50,000,000.00		
025200100100 - MINISTRY OF WATER RESOURCES	Undertaking Study in Water Resources in the State.	10,000,000.00	10,000,000.00	-	-	0.0%	10,000,000.00		
025200100100 - MINISTRY OF WATER RESOURCES	Supervision of Programmes and Projects in the Ministry of Water Resources.	100,000,000.00	100,000,000.00	-	-	0.0%	100,000,000.00		
025200100100 - MINISTRY OF WATER RESOURCES	Provision of Infrastructure for the Implementation of Nigeria Sustainable Urban and Rural Water Supply, Sar	300,000,000.00	300,000,000.00	-	-	0.0%	300,000,000.00		
025200100100 - MINISTRY OF WATER RESOURCES	Purchase and Acquisition of Land for Water Provision Facilities	80,000,000.00	80,000,000.00	-	-	0.0%	80,000,000.00		
025200100100 - MINISTRY OF WATER RESOURCES	Purchase of 2 Nos. of Computer Printers	7,500,000.00	7,500,000.00	-	-	0.0%	7,500,000.00		
025200100100 - MINISTRY OF WATER RESOURCES	Establishment of Small Town Water Supply Agency (BASSTOWA)	85,000,000.00	85,000,000.00	-	-	0.0%	85,000,000.00		
025200100100 - MINISTRY OF WATER RESOURCES	Purchase of Geophysical Survey Equipment at MOWR	20,000,000.00	20,000,000.00	-	-	0.0%	20,000,000.00		
025200100100 - MINISTRY OF WATER RESOURCES	Procurement of 15 Units of Solar Water Pumps	30,000,000.00	30,000,000.00	-	-	0.0%	30,000,000.00		
025200100100 - MINISTRY OF WATER RESOURCES	Feasibility Study of Development of Irrigation Schemes in the 20 LGAs of the State	60,000,000.00	60,000,000.00	-	-	0.0%	60,000,000.00		
025200100100 - MINISTRY OF WATER RESOURCES	Procurement Project Vehicle (2 Toyota Hilux) under the Sustainable Power and Irrigation in Nigeria (SPIN) P	100,000,000.00	100,000,000.00	-	-	0.0%	100,000,000.00		
025200100100 - MINISTRY OF WATER RESOURCES	Purchase of Computers (25 Units Laptops and 50 Units Desktops) under the Sustainable Power and Irrigatio	100,000,000.00	100,000,000.00	-	-	0.0%	100,000,000.00		
025200100100 - MINISTRY OF WATER RESOURCES	Provision of Water Infrastructures Sustainable Power and Irrigation in Nigeria (SPIN) Project	20,000,000.00	20,000,000.00	-	-	0.0%	20,000,000.00		
025200100100 - MINISTRY OF WATER RESOURCES	Purchase of 50 Units Executive Tables, Chairs and Cushions under the Sustainable Power and Irrigation in N	200,000,000.00	200,000,000.00	205,000.00	205,000.00	0.1%	199,795,000.00		
025200200100 - BAUCHI STATE URBAN WATER AND	Purchase of Water Facil. and Equip.(Water Chemicals)	480,000,000.00	480,000,000.00	119,990,000.00	119,990,000.00	25.0%	360,010,000.00		
025200200100 - BAUCHI STATE URBAN WATER AND	Purchase of Water Facil. and Equip in Gubi Treatment Plant(Spares)	370,000,000.00	370,000,000.00	-	-	0.0%	370,000,000.00		
025200200100 - BAUCHI STATE URBAN WATER AND	Construction and Provision of Water Facilities within Bauchi Metropolis	100,000,000.00	100,000,000.00	6,000,000.00	6,000,000.00	6.0%	94,000,000.00		
025200200100 - BAUCHI STATE URBAN WATER AND	Rehabilitation and Repairs of Water Schemes in Local Governments Across the State.	1,000,000,000.00	1,000,000,000.00	13,000,000.00	436,313,224.00	43.6%	563,686,776.00		
025200200100 - BAUCHI STATE URBAN WATER AND	Rehabilitation and Expansion of Water Facilities within Bauchi Metropolis	120,000,000.00	120,000,000.00	-	-	0.0%	120,000,000.00		
025200200100 - BAUCHI STATE URBAN WATER AND	Rehabilitation of Azare and Jama'are Water Supply Scheme	500,000,000.00	500,000,000.00	-	-	0.0%	500,000,000.00		
025200200100 - BAUCHI STATE URBAN WATER AND	Renovation and Repairs of Office Building in Bauchi	2,500,000.00	2,500,000.00	-	-	0.0%	2,500,000.00		
025200200100 - BAUCHI STATE URBAN WATER AND	Purchase of Water Facil. and Equip in Gubi Treatment Plant(Spares)	50,000,000.00	50,000,000.00	-	-	0.0%	50,000,000.00		
025200200100 - BAUCHI STATE URBAN WATER AND	Rehabilitation /Repairs of Gubi Dam Access Road(YALI)	3,000,000.00	3,000,000.00	-	-	0.0%	3,000,000.00		
025200200100 - BAUCHI STATE URBAN WATER AND	Purchase of 1 Unit Drilling Rig for the Exploration and Drilling of water Across the State	350,000,000.00	350,000,000.00	-	-	0.0%	350,000,000.00		
025200300100 - RURAL WATER SUPPLY AND SANITA	Purchase of three (3) nos Hilux and truck	170,000,000.00	170,000,000.00	-	-	0.0%	170,000,000.00		



025200300100 - RURAL WATER SUPPLY AND SANIT	Purchase of 1 no.Sets of complete fleet of drilling equipment and Geophysical survey equipment (Terramete	300,000,000.00	300,000,000.00	-	-	0.0%	300,000,000.00
025200300100 - RURAL WATER SUPPLY AND SANIT	Construction of and Water Facilities under the Water Aid Project and Programme Across the State	500,000,000.00	500,000,000.00	-	9,855,000.00	2.0%	490,145,000.00
025200300100 - RURAL WATER SUPPLY AND SANIT	Construction of Water and Sanitation Facilities through (UNICEF WASH / LIXIL PROJECT) Facilities (CF-fore	200,000,000.00	200,000,000.00	-	-	0.0%	200,000,000.00
025200300100 - RURAL WATER SUPPLY AND SANIT	Construction of Water Facilities through (WASH PROJECT) Facilities (CF- Local) Across State.	250,000,000.00	250,000,000.00	148,250,000.00	148,250,000.00	59.3%	101,750,000.00
025200300100 - RURAL WATER SUPPLY AND SANIT	Provision of Water through Inclusive Basic Service Delivery and Livelihood Empowerment Integrated (IBSD	800,000,000.00	400,000,000.00	-	-	0.0%	400,000,000.00
025200300100 - RURAL WATER SUPPLY AND SANIT	Provision of Water Facilities for Improvement of Sanitation and Hygiene Across the State	250,000,000.00	250,000,000.00	-	-	0.0%	250,000,000.00
025200300100 - RURAL WATER SUPPLY AND SANIT	Provision of Water Facilities for Improvement of Sanitation and Hygiene Across the State	250,000,000.00	250,000,000.00	-	-	0.0%	250,000,000.00
025200300100 - RURAL WATER SUPPLY AND SANIT	Provision of Water Facilities for the Strengthening WASH Service Delivery in One LGA of each Senatorial Dis	500,000,000.00	500,000,000.00	-	-	0.0%	500,000,000.00
025200300100 - RURAL WATER SUPPLY AND SANIT	Provision of Water Facilities through the Partnership of Expanded Water Sanitation and Hygiene (PEWASH F	200,000,000.00	200,000,000.00	-	-	0.0%	200,000,000.00
025200300100 - RURAL WATER SUPPLY AND SANIT	Provision of Water Facilities through the Partnership of Expanded Water Sanitation and Hygiene (PEWASH F	200,000,000.00	200,000,000.00	-	-	0.0%	200,000,000.00
025200300100 - RURAL WATER SUPPLY AND SANIT	Provision of Water Facilities for the Implementation of the State Open Defecation Free(ODF) Roadmap and	85,000,000.00	85,000,000.00	-	-	0.0%	85,000,000.00
025200300100 - RURAL WATER SUPPLY AND SANIT	Provision of structure for CLTS Training, CWSP, Triggering & follow-up, WASHCOM establishment, and forma	200,000,000.00	200,000,000.00	-	-	0.0%	200,000,000.00
025200300100 - RURAL WATER SUPPLY AND SANIT	Provision of Infrastructure through the Sanitation pool fund on Improvement of the household toilet in comm	80,000,000.00	80,000,000.00	-	-	0.0%	80,000,000.00
025200300100 - RURAL WATER SUPPLY AND SANIT	Supervision of State WASH M&E Framework (Strengthening WASH Programme, Coordination, Monitoring, ar	25,000,000.00	25,000,000.00	-	-	0.0%	25,000,000.00
025200300100 - RURAL WATER SUPPLY AND SANIT	Rehabilitation of Water Facilities Across 20 Local Government Areas of the State	25,000,000.00	25,000,000.00	-	-	0.0%	25,000,000.00
025200300100 - RURAL WATER SUPPLY AND SANIT	Purchase of Geophysical Survey and Laboratory Equipment	20,000,000.00	20,000,000.00	-	-	0.0%	20,000,000.00
025200300100 - RURAL WATER SUPPLY AND SANIT	Purchase of 1 Unit Borehole Camera	25,000,000.00	25,000,000.00	-	-	0.0%	25,000,000.00
025200300100 - RURAL WATER SUPPLY AND SANIT	Construction and Provision of Gender Sensitive WASH Facilities in Schools and PHCs	200,000,000.00	200,000,000.00	-	-	0.0%	200,000,000.00
025200300100 - RURAL WATER SUPPLY AND SANIT	Construction of 10 Mini Solar Schemes in Markets/Parks in some Selected Areas within the State.	150,000,000.00	150,000,000.00	-	-	0.0%	150,000,000.00
025200300100 - RURAL WATER SUPPLY AND SANIT	Provision and Supply of Water Facilities for Communities in the State	1,462,929,584.72	1,062,929,584.72	500,000,000.00	500,000,000.00	47.0%	562,929,584.72
025300100100 - MINISTRY OF HOUSING AND ENVIR	Purchase of landed Property for Housing Infrastructure	700,000,000.00	700,000,000.00	436,313,632.93	479,383,595.72	68.5%	220,616,404.28
025300100100 - MINISTRY OF HOUSING AND ENVIR	Purchase of 75 Units Office Chairs & Tables, and Other Office Equipment	25,000,000.00	25,000,000.00	-	-	0.0%	25,000,000.00
025300100100 - MINISTRY OF HOUSING AND ENVIR	Purchase of 3 Nos. of Laptops Computers and 4 nos. of Desktop Computers	5,000,000.00	5,000,000.00	-	-	0.0%	5,000,000.00
025300100100 - MINISTRY OF HOUSING AND ENVIR	Purchase and Supply of Improved Efficient Cooking Stoves	20,000,000.00	20,000,000.00	-	-	0.0%	20,000,000.00
025300100100 - MINISTRY OF HOUSING AND ENVIR	Construction of a new Office Complex in Bauchi	100,000,000.00	200,000,000.00	24,232,375.66	159,510,320.16	79.8%	40,489,679.84
025300100100 - MINISTRY OF HOUSING AND ENVIR	Construction and Re-modling of Governor's Lodge Abuja (including furnishing)	120,000,000.00	120,000,000.00	-	-	0.0%	120,000,000.00
025300100100 - MINISTRY OF HOUSING AND ENVIR	Identification & Construction of Waste Disposal Sites across the state	25,000,000.00	25,000,000.00	-	-	0.0%	25,000,000.00
025300100100 - MINISTRY OF HOUSING AND ENVIR	Provision of Waste Recycling plant in the State.	113,200,000.00	113,200,000.00	-	10,500,000.00	9.3%	102,700,000.00
025300100100 - MINISTRY OF HOUSING AND ENVIR	Provision of Infrastructure Facilities Ecological Fund Across the State	250,000,000.00	250,000,000.00	-	-	0.0%	250,000,000.00
025300100100 - MINISTRY OF HOUSING AND ENVIR	Provision of Environmental Infrastructures through the Agro-Climatic Resilience in Semi-Arid Landscapes (A	500,000,000.00	500,000,000.00	23,935,883.07	55,435,883.07	11.1%	444,564,116.93
025300100100 - MINISTRY OF HOUSING AND ENVIR	Provision of Environmental Infrastructures through the Agro-Climatic Resilience in Semi-Arid Landscapes (A	1,000,000,000.00	1,000,000,000.00	-	500,000,000.00	50.0%	500,000,000.00
025300100100 - MINISTRY OF HOUSING AND ENVIR	construction of 1,443 Houses Across the State (including infrastructure)	500,000,000.00	500,000,000.00	347,833,451.85	347,833,451.85	69.6%	152,166,548.15
025300100100 - MINISTRY OF HOUSING AND ENVIR	Provision of Infrastructure within the 1,443 Housing Units across the six(6)Emirates of the State.	1,000,000,000.00	1,700,000,000.00	612,545,841.55	1,606,355,704.00	94.5%	93,644,296.00
025300100100 - MINISTRY OF HOUSING AND ENVIR	Construction of 3 Arms Housing Estate at Old Airport GRA Bauchi	500,000,000.00	200,000,000.00	-	-	0.0%	200,000,000.00
025300100100 - MINISTRY OF HOUSING AND ENVIR	Rehabilitation and Repairs Office Building in Bauchi	100,000,000.00	100,000,000.00	15,360,519.13	31,541,241.24	31.5%	68,458,758.76
025300100100 - MINISTRY OF HOUSING AND ENVIR	Renovation and Furnishing of Bauchi State Lodge at Abuja	250,000,000.00	250,000,000.00	135,408,496.29	135,408,496.29	54.2%	114,591,503.71
025300100100 - MINISTRY OF HOUSING AND ENVIR	Renovation and Expansion of Government House Bauchi	4,000,000,000.00	6,200,000,000.00	1,424,939,809.35	6,174,107,826.91	99.6%	25,892,173.09
025300100100 - MINISTRY OF HOUSING AND ENVIR	Tree Planting Campaign Activities State Wide	140,000,000.00	140,000,000.00	17,745,000.00	17,745,000.00	12.7%	122,255,000.00
025300100100 - MINISTRY OF HOUSING AND ENVIR	Nursery rehabilitation/seedlings production	100,000,000.00	100,000,000.00	-	7,616,000.00	7.6%	92,384,000.00
025300100100 - MINISTRY OF HOUSING AND ENVIR	Establishment of Tree Plantations	50,000,000.00	50,000,000.00	-	-	0.0%	50,000,000.00
025300100100 - MINISTRY OF HOUSING AND ENVIR	Provision of Infrastructure for Gully Erosion Control Across the State	100,000,000.00	100,000,000.00	3,000,000.00	3,000,000.00	3.0%	97,000,000.00
025300100100 - MINISTRY OF HOUSING AND ENVIR	Advocacy and Construction of Public Toilets Dass, Toro and Alkaleri	20,000,000.00	20,000,000.00	-	-	0.0%	20,000,000.00
025300100100 - MINISTRY OF HOUSING AND ENVIR	Advocacy and Construction of Public Toilets Azare, Jama'are, Gamawa and Zaki	20,000,000.00	20,000,000.00	-	-	0.0%	20,000,000.00
025300100100 - MINISTRY OF HOUSING AND ENVIR	Advocacy and Construction of Public Toilets Misau, Dambam, Ningi and Darazo.	40,000,000.00	40,000,000.00	-	-	0.0%	40,000,000.00
025300100100 - MINISTRY OF HOUSING AND ENVIR	Provision of Infrastructures for Environ. Impact Assess Activities (EIA) Baseline Data Acquis., Social Econ.	10,000,000.00	10,000,000.00	-	-	0.0%	10,000,000.00
025300100100 - MINISTRY OF HOUSING AND ENVIR	Supervision of Programmes and Projects in the Ministry of Housing and Environment	12,000,000.00	42,000,000.00	18,714,453.00	18,714,453.00	44.6%	23,285,547.00
025300100100 - MINISTRY OF HOUSING AND ENVIR	Bauchi State Climate Change and Environment Awareness Campaign Programme (World Environment Day,	12,000,000.00	72,000,000.00	45,661,000.00	45,661,000.00	63.4%	26,339,000.00
025300100100 - MINISTRY OF HOUSING AND ENVIR	Provision of Housing and Infrastructure through National Social Housing Scheme	200,000,000.00	200,000,000.00	-	-	0.0%	200,000,000.00
025300100100 - MINISTRY OF HOUSING AND ENVIR	Completion of Construction of National Examination Council (NECO) State Office, Bauchi	200,000,000.00	200,000,000.00	-	-	0.0%	200,000,000.00
025300100100 - MINISTRY OF HOUSING AND ENVIR	Construction and Provision of Infrastructure for The Control of Erosion and Flood in the State	2,000,000,000.00	1,000,000,000.00	500,000,000.00	500,000,000.00	50.0%	500,000,000.00



025300100100 - MINISTRY OF HOUSING AND ENVIRONMENTAL PR	Complete Renovation of Existing House of Assembly Complex at Bauchi	3,500,000,000.00	3,500,000,000.00	-	1,200,000,000.00	34.3%	2,300,000,000.00	
025300200100 - BAUCHI STATE ENVIRONMENTAL PR	Purchase/Acquisition of Land at Miri-Kafin Tafawa-Kajito and Dangunbel	50,000,000.00	50,000,000.00	-	-	0.0%	50,000,000.00	
025300200100 - BAUCHI STATE ENVIRONMENTAL PR	Purchase of 2 Units of Tipppers	150,000,000.00	150,000,000.00	-	-	0.0%	150,000,000.00	
025300200100 - BAUCHI STATE ENVIRONMENTAL PR	Purchase of 2 No. of Clinical Waste Truck	70,000,000.00	70,000,000.00	-	-	0.0%	70,000,000.00	
025300200100 - BAUCHI STATE ENVIRONMENTAL PR	Purchase of 2 No. of Septic Tank	160,000,000.00	160,000,000.00	-	-	0.0%	160,000,000.00	
025300200100 - BAUCHI STATE ENVIRONMENTAL PR	Procurement of 1 Unit of Payloader	80,000,000.00	80,000,000.00	-	-	0.0%	80,000,000.00	
025300200100 - BAUCHI STATE ENVIRONMENTAL PR	Purchase of Mowing and slashing machinaries	6,000,000.00	6,000,000.00	-	-	0.0%	6,000,000.00	
025300200100 - BAUCHI STATE ENVIRONMENTAL PR	Purchase of 1 Unit Motorized Sprayer, Personal Protective Equipment and Tank Blower.	10,000,000.00	10,000,000.00	-	-	0.0%	10,000,000.00	
025300200100 - BAUCHI STATE ENVIRONMENTAL PR	Purchase of One (1) Power Generating Set Basepa Hqtrs.	3,000,000.00	3,000,000.00	-	-	0.0%	3,000,000.00	
025300200100 - BAUCHI STATE ENVIRONMENTAL PR	Purchase of Five (5) Computers	1,000,000.00	1,000,000.00	-	-	0.0%	1,000,000.00	
025300200100 - BAUCHI STATE ENVIRONMENTAL PR	Purchase of Five (5) Computer Printers	500,000.00	500,000.00	-	-	0.0%	500,000.00	
025300200100 - BAUCHI STATE ENVIRONMENTAL PR	Purchase of Medical Equipment for use by Environmental Officers	1,000,000.00	1,000,000.00	-	-	0.0%	1,000,000.00	
025300200100 - BAUCHI STATE ENVIRONMENTAL PR	Purchase of Photocopying Machine (5)	1,500,000.00	1,500,000.00	-	-	0.0%	1,500,000.00	
025300200100 - BAUCHI STATE ENVIRONMENTAL PR	Provision of Efficient Cooking Stoves to Light Desertification Across the State.	5,000,000.00	5,000,000.00	-	-	0.0%	5,000,000.00	
025300200100 - BAUCHI STATE ENVIRONMENTAL PR	Rehabilitation/Upgrade of Unity Park Bauchi	400,000,000.00	400,000,000.00	-	-	0.0%	400,000,000.00	
025300200100 - BAUCHI STATE ENVIRONMENTAL PR	Const. of Waste Collection Center in some Designated Areas.	40,000,000.00	40,000,000.00	-	-	0.0%	40,000,000.00	
025300200100 - BAUCHI STATE ENVIRONMENTAL PR	Construction of 200 Units VIP Toilets across the State	414,000,000.00	414,000,000.00	10,608,000.00	11,863,500.00	2.9%	402,136,500.00	
025300200100 - BAUCHI STATE ENVIRONMENTAL PR	Provision of Waste Management Facilities at New Government House	40,000,000.00	40,000,000.00	-	-	0.0%	40,000,000.00	
025300200100 - BAUCHI STATE ENVIRONMENTAL PR	Rehabilitation and Repairs of some Recreational Centres in Urban Towns of the State.	80,000,000.00	80,000,000.00	-	-	0.0%	80,000,000.00	
025300200100 - BAUCHI STATE ENVIRONMENTAL PR	Provision of Shelter Belt through Planting of Trees for the realization of Bauchi Green Project (BGP)	50,000,000.00	50,000,000.00	225,500.00	698,500.00	1.4%	49,301,500.00	
025300200100 - BAUCHI STATE ENVIRONMENTAL PR	Provision of Infrastructure for Flood & Erosion Control Projects in some Key Selected Area	70,000,000.00	70,000,000.00	30,000.00	30,000.00	0.0%	69,970,000.00	
025300200100 - BAUCHI STATE ENVIRONMENTAL PR	Provision of Infrastructure for Pre-Disaster Management Activities (Contingency)	30,000,000.00	30,000,000.00	-	-	0.0%	30,000,000.00	
025300200100 - BAUCHI STATE ENVIRONMENTAL PR	Desilting and Evacuation across the State.	100,000,000.00	100,000,000.00	3,129,000.00	4,443,750.00	4.4%	95,556,250.00	
025300200100 - BAUCHI STATE ENVIRONMENTAL PR	Provision of Infrastructures for Improvement of Biodiversity Conservation	20,000,000.00	20,000,000.00	-	-	0.0%	20,000,000.00	
025300200100 - BAUCHI STATE ENVIRONMENTAL PR	Provision of Infrastructures for Industrial Pollution Prevention & Control	400,000,000.00	400,000,000.00	113,243,062.06	189,071,770.10	47.3%	210,928,229.90	
025300200100 - BAUCHI STATE ENVIRONMENTAL PR	Establishment of Waste - to - Wealth Collection Centre in urban Centres of the State.	10,000,000.00	10,000,000.00	-	-	0.0%	10,000,000.00	
025300200100 - BAUCHI STATE ENVIRONMENTAL PR	Provision of Infrastrature for Environmental Sanitation Cross the State.	50,000,000.00	50,000,000.00	-	-	0.0%	50,000,000.00	
025300200100 - BAUCHI STATE ENVIRONMENTAL PR	Provision of Chemicals and Equipments for the Control of Water Pollution	6,000,000.00	6,000,000.00	-	-	0.0%	6,000,000.00	
025300200100 - BAUCHI STATE ENVIRONMENTAL PR	Undertaking Study to Determine Level of Water Pollution in Density Populated Areas of the State.	15,000,000.00	15,000,000.00	-	-	0.0%	15,000,000.00	
025300200100 - BAUCHI STATE ENVIRONMENTAL PR	Purchase of Land for Construction of Waster Management in Urban Centres of the State	150,000,001.00	150,000,001.00	-	-	0.0%	150,000,001.00	
025300200100 - BAUCHI STATE ENVIRONMENTAL PR	Purchase and Acquisition of Land for the Construction of Sanitary Land Fill Centres Across the State	50,000,000.00	50,000,000.00	-	-	0.0%	50,000,000.00	
025300200100 - BAUCHI STATE ENVIRONMENTAL PR	Construction of 3 nos. of (Incinerator) Across the three Senatorial Zones of the State.	10,000,000.00	10,000,000.00	-	-	0.0%	10,000,000.00	
026000100100 - MINISTRY OF LANDS AND SURVEY	Purchase of Land for Grazing Reserve	15,000,000.00	15,000,000.00	-	-	0.0%	15,000,000.00	
026000100100 - MINISTRY OF LANDS AND SURVEY	Compensation and Acquisition of Lands for Schools and \public facilities	1,000,000,000.00	1,000,000,000.00	60,298,183.50	271,752,544.50	27.2%	728,247,455.50	
026000100100 - MINISTRY OF LANDS AND SURVEY	Provision of Lands for Sites and Services for Old Airport (Counterpart Funding for PPP)	10,000,000.00	10,000,000.00	-	-	0.0%	10,000,000.00	
026000100100 - MINISTRY OF LANDS AND SURVEY	Provisions of Sites and Services for 2 districts (Counterpart Funding for PPP)	40,000,000.00	40,000,000.00	-	-	0.0%	40,000,000.00	
026000100100 - MINISTRY OF LANDS AND SURVEY	Provision of Infrastructures for Urban Renewal/plan for Bauchi, Azare, Alkali, Ningi, Misau, Tilde/Narabi	30,000,000.00	30,000,000.00	12,000,000.00	12,000,000.00	40.0%	18,000,000.00	
026000100100 - MINISTRY OF LANDS AND SURVEY	Acquisition of Lands/Compensation for Bauchi and Azare Urban Market Projects	40,000,000.00	40,000,000.00	-	-	0.0%	40,000,000.00	
026000100100 - MINISTRY OF LANDS AND SURVEY	Land Compensation for Urban Motor Parks and District markets	80,000,000.00	80,000,000.00	-	-	0.0%	80,000,000.00	
026000100100 - MINISTRY OF LANDS AND SURVEY	Outstanding Compensation for New Airport, DSS Site, and Road Linkage at Tundun Salmanu	50,000,000.00	50,000,000.00	-	-	0.0%	50,000,000.00	
026000100100 - MINISTRY OF LANDS AND SURVEY	Land Compensation for Federal projects	100,000,000.00	100,000,000.00	-	-	0.0%	100,000,000.00	
026000100100 - MINISTRY OF LANDS AND SURVEY	Purchase and Supply of 40 Units Office Tables, Chairs, and other Equipment.	10,000,000.00	10,000,000.00	-	-	0.0%	10,000,000.00	
026000100100 - MINISTRY OF LANDS AND SURVEY	Purchase of 5 nos. of Computer Printers	10,000,000.00	10,000,000.00	-	-	0.0%	10,000,000.00	
026000100100 - MINISTRY OF LANDS AND SURVEY	Purchase of Survey Equipments and Facilities	22,000,000.00	22,000,000.00	-	-	0.0%	22,000,000.00	
026000100100 - MINISTRY OF LANDS AND SURVEY	Redefining and Demarcation of all Boundaries of Forest Reserve within the State.	40,000,000.00	40,000,000.00	-	-	0.0%	40,000,000.00	
026000100100 - MINISTRY OF LANDS AND SURVEY	Rehabilitation and Repairs of Office Buildings	20,000,000.00	20,000,000.00	12,605,200.00	12,605,200.00	63.0%	7,394,800.00	
026000100100 - MINISTRY OF LANDS AND SURVEY	Supervision of Programmes and Projects for the Ministry of Lands and Survey.	5,000,000.00	5,000,000.00	-	-	0.0%	5,000,000.00	
026000100100 - MINISTRY OF LANDS AND SURVEY	Purchase and Acquisition of Lands in Alkali oil and Gas Proposed site	2,750,000,000.00	1,750,000,000.00	-	-	0.0%	1,750,000,000.00	
026000200100 - BAUCHI STATE GEOGRAPHIC INFOR	Provision of Lands for Sites and Services for Old Airport (Counterpart Funding for PPP)	20,000,000.00	20,000,000.00	-	-	0.0%	20,000,000.00	
026000200100 - BAUCHI STATE GEOGRAPHIC INFOR	Purchase of 12 Units Office Executive Chairs and Tables for the BAGIS Staff	30,000,000.00	30,000,000.00	-	-	0.0%	30,000,000.00	



Bauchi State Government

026000200100 - BAUCHI STATE GEOGRAPHIC INFOR	Purchase of 3 nos. of Computers (Customized) & Accessories	30,000,000.00	30,000,000.00	-	-	0.0%	30,000,000.00	
026000200100 - BAUCHI STATE GEOGRAPHIC INFOR	Procurement of Survey Equipments for Surveying activities Across the State	50,000,000.00	50,000,000.00	-	-	0.0%	50,000,000.00	
026000200100 - BAUCHI STATE GEOGRAPHIC INFOR	Design and Construction of BAGIS New Office	10,000,000.00	10,000,000.00	-	-	0.0%	10,000,000.00	
026000200100 - BAUCHI STATE GEOGRAPHIC INFOR	Rehabilitation of Residential Building for the DG BAGIS	10,000,000.00	10,000,000.00	-	-	0.0%	10,000,000.00	
026000200100 - BAUCHI STATE GEOGRAPHIC INFOR	Supervision of BAGIS Programmes and Projects.	100,000,000.00	100,000,000.00	-	-	0.0%	100,000,000.00	
026000200100 - BAUCHI STATE GEOGRAPHIC INFOR	Design and Provision of Infrastructures for New Bauchi Town	500,000,000.00	500,000,000.00	81,591,863.00	185,039,659.34	37.0%	314,960,340.66	
026000300100 - BAUCHI PHYSICAL PLANNING AND D	Purchase of 10 Nos. of Motorcycles	15,000,000.00	15,000,000.00	-	-	0.0%	15,000,000.00	
026000300100 - BAUCHI PHYSICAL PLANNING AND D	Purchase of Nos 1 Innoson Motor Vehicle (15 Seater Bus).	15,000,000.00	15,000,000.00	-	-	0.0%	15,000,000.00	
026000300100 - BAUCHI PHYSICAL PLANNING AND D	Purchase of 3 Nos. of Fairly used Trucks (Pay Loaders)	150,000,000.00	150,000,000.00	-	-	0.0%	150,000,000.00	
026000300100 - BAUCHI PHYSICAL PLANNING AND D	Purchase of 45 Units Executive Cushions, Chairs and Table for Offices at the Headquarters	12,000,000.00	12,000,000.00	-	-	0.0%	12,000,000.00	
026000300100 - BAUCHI PHYSICAL PLANNING AND D	Purchase of 4 Nos. Generator Sets for the Headquarter and Zonal Offices.	500,000.00	500,000.00	-	-	0.0%	500,000.00	
026000300100 - BAUCHI PHYSICAL PLANNING AND D	Purchase of 35 Units Rain Boots, Flash Lights	300,000.00	300,000.00	-	-	0.0%	300,000.00	
026000300100 - BAUCHI PHYSICAL PLANNING AND D	Repairs and Rehabilitation of Existing Office at the Headquarter.	15,000,000.00	15,000,000.00	-	-	0.0%	15,000,000.00	
026000300100 - BAUCHI PHYSICAL PLANNING AND D	Development and Design of Location Maps for Goe Location Zones of the State.	500,000.00	500,000.00	-	-	0.0%	500,000.00	
026000300100 - BAUCHI PHYSICAL PLANNING AND D	Supervision of Programmes and Projects under the Board jurisdiction.	1,000,000.00	1,000,000.00	-	-	0.0%	1,000,000.00	
026400100100 - MIN OF COOPERATIVES AND SME D	Purchase 100 units of Motor Cycles and 300 Units of Tricycles for Youth and Women Empowerment.	200,000,000.00	200,000,000.00	-	-	0.0%	200,000,000.00	
026400100100 - MIN OF COOPERATIVES AND SME D	Provision and Supply of Skills Acquisition Equipment and Materials for Empowerment	100,000,000.00	100,000,000.00	-	-	0.0%	100,000,000.00	
026400100100 - MIN OF COOPERATIVES AND SME D	Provision and Supply of Skill Acquisition Equipment and Materials	100,000,000.00	100,000,000.00	-	-	0.0%	100,000,000.00	
026400100100 - MIN OF COOPERATIVES AND SME D	Provision and Supply Skill Acquisition equipment and Materials through Matching Funds.	50,000,000.00	50,000,000.00	-	-	0.0%	50,000,000.00	
026400100100 - MIN OF COOPERATIVES AND SME D	Central Bank of Nigeria (CBN) Micro-Small Enterprises Development Fund for Youth Entrepreneurship Devel	100,000,000.00	100,000,000.00	-	-	0.0%	100,000,000.00	
026400100100 - MIN OF COOPERATIVES AND SME D	Provision of Stimulus to Cushion Effect Poverty through Nigeria Community Action for Resilience and Econor	600,000,000.00	600,000,000.00	-	6,786,500.00	1.1%	593,213,500.00	
026400100100 - MIN OF COOPERATIVES AND SME D	Provision of NEXIM Bank Export Facilities for Beneficiaries	100,000,000.00	100,000,000.00	-	-	0.0%	100,000,000.00	
026400100100 - MIN OF COOPERATIVES AND SME D	Provision of facilities and Infrastructure for the Take-Off of Economic Empowerment Window	200,000,000.00	200,000,000.00	-	93,750,000.00	46.9%	106,250,000.00	
026400100100 - MIN OF COOPERATIVES AND SME D	Provision of Infrastructures and Facilities for the Take-off of Co-operative Extension Services	50,000,000.00	50,000,000.00	-	-	0.0%	50,000,000.00	
026400100100 - MIN OF COOPERATIVES AND SME D	Provision of Infrastructures and Facilities for the Establishment of Shared Facility	50,000,000.00	50,000,000.00	-	-	0.0%	50,000,000.00	
026400100100 - MIN OF COOPERATIVES AND SME D	Provision of Infrastructures and Facilities for Establishment of Entrepreneur Development Programme in Ba	100,000,000.00	100,000,000.00	-	-	0.0%	100,000,000.00	
026400100100 - MIN OF COOPERATIVES AND SME D	Provision of Infrastructures and Facilities for Establishment of One Stop Shop	10,000,000.00	10,000,000.00	-	-	0.0%	10,000,000.00	
026400100100 - MIN OF COOPERATIVES AND SME D	Engaging Cooperative Societies for Empowerment through Environmental Sanitation, Protection Activities a	50,000,000.00	50,000,000.00	-	-	0.0%	50,000,000.00	
026400100100 - MIN OF COOPERATIVES AND SME D	Renovation and Repairs of Office Buildings at Some Area Cooperative Offices Within the state	60,000,000.00	60,000,000.00	-	-	0.0%	60,000,000.00	
026400100100 - MIN OF COOPERATIVES AND SME D	Supervision of Programmes and Projects under the Ministry of Cooperatives	40,000,000.00	40,000,000.00	-	-	0.0%	40,000,000.00	
026400100100 - MIN OF COOPERATIVES AND SME D	Bank of Industry Loan to Small and Medium Entreprises for the Expansion of their Businesses	100,000,000.00	100,000,000.00	-	-	0.0%	100,000,000.00	
026400100100 - MIN OF COOPERATIVES AND SME D	Bank of Industry Loan to Nigeria Union of Road Transport Workers) NURTW for Purchase of Buses	100,000,000.00	100,000,000.00	-	-	0.0%	100,000,000.00	
026500100100 - MINISTRY OF RURAL DEVELOPMENT	Provision of 70 Units Office Chairs & Tables at the Ministry's Headquarters	18,200,000.00	18,200,000.00	-	2,500,000.00	13.7%	15,700,000.00	
026500100100 - MINISTRY OF RURAL DEVELOPMENT	Purchase of 4 nos. of Desktop Computers	3,500,000.00	3,500,000.00	-	-	0.0%	3,500,000.00	
026500100100 - MINISTRY OF RURAL DEVELOPMENT	Purchase of 3 nos. Computer Printers	1,500,000.00	1,500,000.00	-	-	0.0%	1,500,000.00	
026500100100 - MINISTRY OF RURAL DEVELOPMENT	Purchase of 2 nos. Photocopying Machine	1,200,000.00	1,200,000.00	-	-	0.0%	1,200,000.00	
026500100100 - MINISTRY OF RURAL DEVELOPMENT	Purchase of 1 Unit a Power Generating Set	2,000,000.00	2,000,000.00	-	-	0.0%	2,000,000.00	
026500100100 - MINISTRY OF RURAL DEVELOPMENT	Provision for Special Projects and Programmes as initiated by His Excellency	150,000,000.00	150,000,000.00	-	-	0.0%	150,000,000.00	
026500100100 - MINISTRY OF RURAL DEVELOPMENT	Rehabilitation and Repairs of Area Community Dev. Offices Across the State	100,000,000.00	100,000,000.00	-	-	0.0%	100,000,000.00	
026500100100 - MINISTRY OF RURAL DEVELOPMENT	Supervision of Programmes and Projects under Ministry of Rural Development.	30,000,000.00	30,000,000.00	-	1,650,000.00	5.5%	28,350,000.00	
026500100100 - MINISTRY OF RURAL DEVELOPMENT	Provision for Rural Electrification Project for Burra in Ningi Local Government	310,000,000.00	310,000,000.00	-	-	0.0%	310,000,000.00	
026500100100 - MINISTRY OF RURAL DEVELOPMENT	Provision for Rural Electrification Project for Tafawa Balewa Local Government	310,000,000.00	310,000,000.00	-	11,000,000.00	3.5%	299,000,000.00	
026500100100 - MINISTRY OF RURAL DEVELOPMENT	Provision for Rural Electrification Project in Bauchi LGA	310,000,000.00	310,000,000.00	-	-	0.0%	310,000,000.00	
026500100100 - MINISTRY OF RURAL DEVELOPMENT	Provision for Rural Electrification Project in Alkaleri LGA	310,000,000.00	310,000,000.00	-	-	0.0%	310,000,000.00	
026500100100 - MINISTRY OF RURAL DEVELOPMENT	Provision for Rural Electrification Project in Kataquam LGA	310,000,000.00	310,000,000.00	-	-	0.0%	310,000,000.00	
026500100100 - MINISTRY OF RURAL DEVELOPMENT	NG-BAUCHI RAAMP-395806-CW-RFB/LOT 3:Akuyam - Gwaram - Hardawa Road 18.8km	2,500,000,000.00	2,500,000,000.00	560,678,563.00	560,678,563.00	22.4%	1,939,321,437.00	
026500100100 - MINISTRY OF RURAL DEVELOPMENT	NG-BAUCHI RAAMP-395806-CW-RFB/LOT Road Construction of Gamawa - Sakwa - 28km	1,100,000,000.00	1,100,000,000.00	-	-	0.0%	1,100,000,000.00	
026500100100 - MINISTRY OF RURAL DEVELOPMENT	NG-BAUCHI RAAMP-395806-CW-RFB/LOT Road Construction of Chara-chara - Ragwam - Magonshi-Lafia- G	1,000,000,000.00	1,000,000,000.00	754,774,330.25	754,774,330.25	75.5%	245,225,669.75	
026500100100 - MINISTRY OF RURAL DEVELOPMENT	NG-BAUCHI RAAMP-395806-CW-RFB/LOT 2: Maina maaji - Badara- Kuka -Pali 25.80km	2,000,000,000.00	2,000,000,000.00	1,540,786,650.00	1,540,786,650.00	77.0%	459,213,350.00	
026500100100 - MINISTRY OF RURAL DEVELOPMENT	Construction of Kuka - Pali - Bakin Kogi Road/Bridge 1km	1,000,000,000.00	500,000,000.00	-	-	0.0%	500,000,000.00	



026500100100 - MINISTRY OF RURAL DEVELOPMENT	Road Construction of Maraban Zaranda- Zaranda Gari 2km	100,000,000.00	100,000,000.00	-	-	0.0%	100,000,000.00
026500100100 - MINISTRY OF RURAL DEVELOPMENT	NG-BAUCHI RAAMP-395806-CW-RFB/LOT Road Construction of Maraban Liman Katagum - Polchi - Katsinav	1,000,000,000.00	1,000,000,000.00	687,576,083.00	687,576,083.00	68.8%	312,423,917.00
026500100100 - MINISTRY OF RURAL DEVELOPMENT	Construction of 1 Km Road/Bridge at Kuka - Pali	300,000,000.00	300,000,000.00	-	-	0.0%	300,000,000.00
026500100100 - MINISTRY OF RURAL DEVELOPMENT	NG-BAUCHI RAAMP-395806-CW-RFB/LOT 4:Durum - Nahuta 15km	1,000,000,000.00	1,000,000,000.00	789,654,546.00	789,654,546.00	79.0%	210,345,454.00
026500100100 - MINISTRY OF RURAL DEVELOPMENT	Construction of Nahuta - Rauta Road /Bridge	1,000,000,000.00	500,000,000.00	-	-	0.0%	500,000,000.00
026500100100 - MINISTRY OF RURAL DEVELOPMENT	NG-BAUCHI RAAMP-395806-CW-RFB/LOT Road Construction and Provision of Infrastructures for the Take-Off of R	200,000,000.00	200,000,000.00	-	-	0.0%	200,000,000.00
026500100100 - MINISTRY OF RURAL DEVELOPMENT	NG-BAUCHI RAAMP-395806-CW-RFB/LOT Establishment of 1 Nos. of Agro-Logistics Centres in the State	300,000,000.00	300,000,000.00	-	-	0.0%	300,000,000.00
026500100100 - MINISTRY OF RURAL DEVELOPMENT	Rehabilitation and Repairs of of Broken down Electrical Networks Lines Across the State	150,000,000.00	150,000,000.00	-	-	0.0%	150,000,000.00
026500100100 - MINISTRY OF RURAL DEVELOPMENT	Construction and Provision of Electricity in Rural Communities Across the State.	150,000,000.00	150,000,000.00	-	-	0.0%	150,000,000.00
026500100100 - MINISTRY OF RURAL DEVELOPMENT	Supply and Installation/ Replacement of Faulty and damaged Transform to Rural Communities Across th	150,000,000.00	150,000,000.00	-	-	0.0%	150,000,000.00
026500100100 - MINISTRY OF RURAL DEVELOPMENT	Provision of Solar Power to Rural Residential Household Communities Across the State.	150,000,000.00	150,000,000.00	-	-	0.0%	150,000,000.00
026500100100 - MINISTRY OF RURAL DEVELOPMENT	NG-BAUCHI RAAMP-395806-CW-RFB/LOT 3: Garingami - Gadai - Madufa rural road upgrade	1,000,000,000.00	1,000,000,000.00	897,654,678.67	897,654,678.67	89.8%	102,345,321.33
026500100100 - MINISTRY OF RURAL DEVELOPMENT	BH-RAAMP-280700-CWRFB:Limam Katagum -Luda-Lekka Rural Road upgrade	1,000,000,000.00	1,000,000,000.00	500,000,000.00	500,000,000.00	50.0%	500,000,000.00
026500100100 - MINISTRY OF RURAL DEVELOPMENT	Road Construction of Maiari - Maimadi 30km	100,000,000.00	100,000,000.00	-	-	0.0%	100,000,000.00
026500100100 - MINISTRY OF RURAL DEVELOPMENT	Road Construction of Laruski - Maimadi 25km	100,000,000.00	100,000,000.00	-	-	0.0%	100,000,000.00
026500100100 - MINISTRY OF RURAL DEVELOPMENT	NG-BAUCHI RAAMP-395806-CW-RFB/LOT 3: Dargazu - Gambaki - Chinade - Gangai 14.75Km	500,000,000.00	500,000,000.00	-	-	0.0%	500,000,000.00
026500100100 - MINISTRY OF RURAL DEVELOPMENT	NG-BAUCHI RAAMP-395806-CW-RFB/LOT 3: Misau - Beti - Maladumba 14.45km	500,000,000.00	500,000,000.00	-	-	0.0%	500,000,000.00
026500100100 - MINISTRY OF RURAL DEVELOPMENT	NG-BAUCHI RAAMP-395806-CW-RFB/LOT 3: Yana - Fago 6.68km	400,000,000.00	400,000,000.00	-	-	0.0%	400,000,000.00
026500100100 - MINISTRY OF RURAL DEVELOPMENT	NG-BAUCHI RAAMP-395806-CW-RFB/LOT 3: Dott - Dado with spur to Baraza 36.65km	1,000,000,000.00	1,000,000,000.00	500,000,000.00	500,000,000.00	50.0%	500,000,000.00
026500100100 - MINISTRY OF RURAL DEVELOPMENT	NG-BAUCHI RAAMP-395806-CW-RFB/LOT 3: Nabordo - Gadan Doka - Jama'a 8.86km	500,000,000.00	500,000,000.00	-	-	0.0%	500,000,000.00
026500100100 - MINISTRY OF RURAL DEVELOPMENT	Construction of Nabordo - Gadan Doka - Jama'a Bridge	300,000,000.00	300,000,000.00	-	-	0.0%	300,000,000.00
026500100100 - MINISTRY OF RURAL DEVELOPMENT	NG-BAUCHI RAAMP-395806-CW-RFB/LOT 3 Gadar Maiwa - Zakara 4.91km	300,000,000.00	300,000,000.00	-	-	0.0%	300,000,000.00
026500100100 - MINISTRY OF RURAL DEVELOPMENT	NG-BAUCHI RAAMP-395806-CW-RFB/LOT 3 Dagu - Ningi 25km	1,000,000,000.00	1,000,000,000.00	500,000,000.00	500,000,000.00	50.0%	500,000,000.00
026500100100 - MINISTRY OF RURAL DEVELOPMENT	Gyara - Munsira - Nabali - Sara road 12km	100,000,000.00	100,000,000.00	-	-	0.0%	100,000,000.00
026500100100 - MINISTRY OF RURAL DEVELOPMENT	Kurum - Bulgun - Gobbiva - Gargare - Gingim road 13km	100,000,000.00	100,000,000.00	-	-	0.0%	100,000,000.00
026500100100 - MINISTRY OF RURAL DEVELOPMENT	Bogoro - Perfect Mwari - Dinkin road 10km	200,000,000.00	200,000,000.00	-	-	0.0%	200,000,000.00
026500100100 - MINISTRY OF RURAL DEVELOPMENT	Lusa Mbal - Gizaki - Ndit - Project - Tandum road 15km	200,000,000.00	200,000,000.00	-	-	0.0%	200,000,000.00
026500100100 - MINISTRY OF RURAL DEVELOPMENT	Road Construction Gumau - Sanga rural roads 2km	400,000,000.00	400,000,000.00	-	-	0.0%	400,000,000.00
026500100100 - MINISTRY OF RURAL DEVELOPMENT	Digiza - Sabon Gari - Jabbori - Galdimari - Road 15km	500,000,000.00	500,000,000.00	-	-	0.0%	500,000,000.00
026500100100 - MINISTRY OF RURAL DEVELOPMENT	Guda - Bodinga Rural Road 7km	200,000,000.00	200,000,000.00	-	-	0.0%	200,000,000.00
026500100100 - MINISTRY OF RURAL DEVELOPMENT	Jama'are - Yangamai - Kwandawa - Jurara Rural Road 10km	500,000,000.00	500,000,000.00	-	-	0.0%	500,000,000.00
026500100100 - MINISTRY OF RURAL DEVELOPMENT	Dogon Jeji - Gilar - Gongo - B/Titi Rural Road 9km	200,000,000.00	200,000,000.00	-	-	0.0%	200,000,000.00
026500100100 - MINISTRY OF RURAL DEVELOPMENT	Yola - Digiza - 5km	100,000,000.00	100,000,000.00	-	-	0.0%	100,000,000.00
026500100100 - MINISTRY OF RURAL DEVELOPMENT	K/Madaki - Ringim - BakinKogi Rural Road 15km	100,000,000.00	100,000,000.00	-	-	0.0%	100,000,000.00
026500100100 - MINISTRY OF RURAL DEVELOPMENT	Dubu - Bunga 15km	100,000,000.00	100,000,000.00	-	-	0.0%	100,000,000.00
026500100100 - MINISTRY OF RURAL DEVELOPMENT	Koroshe - Filin Shagari 15km	100,000,000.00	100,000,000.00	-	-	0.0%	100,000,000.00
026500100100 - MINISTRY OF RURAL DEVELOPMENT	Gungura - Soro 17km	500,000,000.00	500,000,000.00	-	-	0.0%	500,000,000.00
026500100100 - MINISTRY OF RURAL DEVELOPMENT	Soro (Main road) - Dauduwa 10km	100,000,000.00	100,000,000.00	-	-	0.0%	100,000,000.00
026500100100 - MINISTRY OF RURAL DEVELOPMENT	Purchase of 12 Nos. of Transformers for Rural Electrification Across the State	300,000,000.00	300,000,000.00	-	-	0.0%	300,000,000.00
026500100100 - MINISTRY OF RURAL DEVELOPMENT	Construction of Drainages and Culverts within Tafawa Balewa Local Government Area	30,000,000.00	30,000,000.00	-	-	0.0%	30,000,000.00
026500100100 - MINISTRY OF RURAL DEVELOPMENT	Construction of Drainages and Culverts in Bauchi Central Constituency.	30,000,000.00	30,000,000.00	-	-	0.0%	30,000,000.00
026500100100 - MINISTRY OF RURAL DEVELOPMENT	Rehabilitation and Repairs of Electricity Facilities at Burra Constituency	20,000,000.00	20,000,000.00	-	-	0.0%	20,000,000.00
026500100100 - MINISTRY OF RURAL DEVELOPMENT	Construction of Drainages and Culverts in Southern part of Burra.	20,000,000.00	20,000,000.00	-	-	0.0%	20,000,000.00
026500100100 - MINISTRY OF RURAL DEVELOPMENT	Rehabilitation and Repairs of Electricity Facilities at Kujuru Village Madangala	30,000,000.00	30,000,000.00	-	-	0.0%	30,000,000.00
026500100100 - MINISTRY OF RURAL DEVELOPMENT	Construction of Drainages and Culverts at Kujuru.	30,000,000.00	30,000,000.00	-	-	0.0%	30,000,000.00
026500100100 - MINISTRY OF RURAL DEVELOPMENT	Rehabilitation and Repairs of Electricity Facilities at Bukul in Shira LGA	20,000,000.00	20,000,000.00	-	-	0.0%	20,000,000.00
026500100100 - MINISTRY OF RURAL DEVELOPMENT	Construction of Drainages and Culverts at Gazan Turfafi Shira	30,000,000.00	30,000,000.00	-	-	0.0%	30,000,000.00
026500100100 - MINISTRY OF RURAL DEVELOPMENT	Construction of Drainages and Culverts at Dogonjeji Jama'are LGA	30,000,000.00	30,000,000.00	-	-	0.0%	30,000,000.00
026500100100 - MINISTRY OF RURAL DEVELOPMENT	Rehabilitation and Repairs of Electricity Facilities at Darazo LGA	20,000,000.00	20,000,000.00	-	-	0.0%	20,000,000.00
026500100100 - MINISTRY OF RURAL DEVELOPMENT	Construction of Drainages and Culverts at Darazo LGA	20,000,000.00	20,000,000.00	-	-	0.0%	20,000,000.00



026500200100 - RURAL AGRICULTURAL ROAD AGEN	Purchase of 3 Numbers of Toyota Hilux	240,000,000.00	240,000,000.00	-	-	0.0%	240,000,000.00	
026500200100 - RURAL AGRICULTURAL ROAD AGEN	Purchase of 60 Units Office Chairs & Tables, and Other Office Equipment	15,000,000.00	15,000,000.00	-	-	0.0%	15,000,000.00	
026500200100 - RURAL AGRICULTURAL ROAD AGEN	Purchase of 3 Nos. of Laptops Computers and 4 nos. of Desktop Computers	10,000,000.00	10,000,000.00	-	-	0.0%	10,000,000.00	
026500200100 - RURAL AGRICULTURAL ROAD AGEN	Purchase of 2 nos. of Computer Printers	5,000,000.00	5,000,000.00	-	-	0.0%	5,000,000.00	
026500200100 - RURAL AGRICULTURAL ROAD AGEN	Purchase of Photocopy Machines 2 Nos	5,000,000.00	5,000,000.00	-	-	0.0%	5,000,000.00	
026500200100 - RURAL AGRICULTURAL ROAD AGEN	Purchase of 2 Nos. of Shredding Machines	500,000.00	500,000.00	-	-	0.0%	500,000.00	
026500200100 - RURAL AGRICULTURAL ROAD AGEN	Purchase of 2 nos. of Scanners	1,000,000.00	1,000,000.00	-	-	0.0%	1,000,000.00	
026500200100 - RURAL AGRICULTURAL ROAD AGEN	Purchase of 1 Unit f Power Generating Set (75 KVA)	3,000,000.00	3,000,000.00	-	-	0.0%	3,000,000.00	
026500200100 - RURAL AGRICULTURAL ROAD AGEN	Construction of New Office Building at State Capital (Bauchi)	300,000,000.00	300,000,000.00	-	-	0.0%	300,000,000.00	
026500200100 - RURAL AGRICULTURAL ROAD AGEN	Rehabilitation of Existing Residential Building	65,000,000.00	65,000,000.00	-	-	0.0%	65,000,000.00	
026500200100 - RURAL AGRICULTURAL ROAD AGEN	Repairs of Electricity Facilities in the Agencies	2,500,000.00	2,500,000.00	-	-	0.0%	2,500,000.00	
026500200100 - RURAL AGRICULTURAL ROAD AGEN	Repairs of Water Facilities	6,000,000.00	6,000,000.00	-	-	0.0%	6,000,000.00	
026500200100 - RURAL AGRICULTURAL ROAD AGEN	Supervision of Programmes and Projects under the Agency	10,000,000.00	10,000,000.00	-	-	0.0%	10,000,000.00	
026500200100 - RURAL AGRICULTURAL ROAD AGEN	Rural roads development across the State	2,000,000,000.00	500,000,000.00	500,000,000.00	500,000,000.00	100.0%	-	
026500300100 - STATE ROAD FUND (SRF)	Purchase of 40 Units Office Chairs & Tables, and Other Office Equipment	10,000,000.00	10,000,000.00	-	-	0.0%	10,000,000.00	
026500300100 - STATE ROAD FUND (SRF)	Purchase of 3 Nos. of Laptops Computers and 4 nos. of Desktop Computers	4,000,000.00	4,000,000.00	-	-	0.0%	4,000,000.00	
026500300100 - STATE ROAD FUND (SRF)	Purchase of 2 nos. of Computer Printers	1,500,000.00	1,500,000.00	-	-	0.0%	1,500,000.00	
026500300100 - STATE ROAD FUND (SRF)	Purchase of Photocopy Machines 2 Nos	1,000,000.00	1,000,000.00	-	-	0.0%	1,000,000.00	
026500300100 - STATE ROAD FUND (SRF)	Purchase of 2 Nos. of Shredding Machines	500,000.00	500,000.00	-	-	0.0%	500,000.00	
026500300100 - STATE ROAD FUND (SRF)	Purchase of 2 nos. of Scanners	1,000,000.00	1,000,000.00	-	-	0.0%	1,000,000.00	
026500300100 - STATE ROAD FUND (SRF)	Purchase of 1 Unit Power Generating Set (75 KVA)	3,000,000.00	3,000,000.00	-	-	0.0%	3,000,000.00	
026500300100 - STATE ROAD FUND (SRF)	Rehabilitation of Existing Residential Building	5,000,000.00	5,000,000.00	-	-	0.0%	5,000,000.00	
026500300100 - STATE ROAD FUND (SRF)	Repairs of Electricity Facilities in the Agencies	2,000,000.00	2,000,000.00	-	-	0.0%	2,000,000.00	
026500300100 - STATE ROAD FUND (SRF)	Repairs of Water Facilities	3,000,000.00	3,000,000.00	-	-	0.0%	3,000,000.00	
026500300100 - STATE ROAD FUND (SRF)	Renovation and Repairs of Housing	2,000,000.00	2,000,000.00	-	-	0.0%	2,000,000.00	
031801100100 - JUDICIAL SERVICE COMMISSION	Purchase of motor 7 nos. of Vehicles	80,000,000.00	80,000,000.00	-	-	0.0%	80,000,000.00	
031801100100 - JUDICIAL SERVICE COMMISSION	Purchase of 1 no. Hilux Van	15,000,000.00	15,000,000.00	-	-	0.0%	15,000,000.00	
031801100100 - JUDICIAL SERVICE COMMISSION	Purchase of 1 no. 15 Seater Bus	45,000,000.00	45,000,000.00	-	-	0.0%	45,000,000.00	
031801100100 - JUDICIAL SERVICE COMMISSION	Purchase of 40 Units Office Tables & Chairs, and Other Office Equipments	20,000,000.00	20,000,000.00	-	9,628,562.50	48.1%	10,371,437.50	
031801100100 - JUDICIAL SERVICE COMMISSION	Purchase of 3 nos. of Laptops Computers	10,000,000.00	10,000,000.00	-	-	0.0%	10,000,000.00	
031801100100 - JUDICIAL SERVICE COMMISSION	Purchase of 2 nos. of Computer Printers	2,000,000.00	2,000,000.00	-	-	0.0%	2,000,000.00	
031801100100 - JUDICIAL SERVICE COMMISSION	Purchase of 2 nos. photocopying Machines	5,000,000.00	5,000,000.00	-	-	0.0%	5,000,000.00	
031801100100 - JUDICIAL SERVICE COMMISSION	Purchase of 3 nos. shredding Machines	200,000.00	200,000.00	-	-	0.0%	200,000.00	
031801100100 - JUDICIAL SERVICE COMMISSION	Purchase of 2 nos. Scanners	500,000.00	500,000.00	-	-	0.0%	500,000.00	
031801100100 - JUDICIAL SERVICE COMMISSION	Purchase of 2 Units power generating set (60 KVA)	25,000,000.00	25,000,000.00	-	-	0.0%	25,000,000.00	
031801100100 - JUDICIAL SERVICE COMMISSION	Construction of Borehole for Water Supply at the Bauchi Office	6,000,000.00	6,000,000.00	-	-	0.0%	6,000,000.00	
031801100100 - JUDICIAL SERVICE COMMISSION	Construction and Establishment of Judicial Library at Bauchi's Office	7,000,000.00	7,000,000.00	-	-	0.0%	7,000,000.00	
031801100100 - JUDICIAL SERVICE COMMISSION	Provision of Infrastructure at the Judicial Service Office	27,000,000.00	27,000,000.00	-	-	0.0%	27,000,000.00	
031801100100 - JUDICIAL SERVICE COMMISSION	Construction of ICT Infrastructure to Facilitate the use of Internet Facilities	30,000,000.00	30,000,000.00	-	-	0.0%	30,000,000.00	
031801100100 - JUDICIAL SERVICE COMMISSION	Renovation and Repairs of Judicial Service Office Building in Bauchi	10,000,000.00	10,000,000.00	-	-	0.0%	10,000,000.00	
031801100100 - JUDICIAL SERVICE COMMISSION	Supervision of Judicial Programmes and Projects	4,000,000.00	4,000,000.00	-	-	0.0%	4,000,000.00	
031805100100 - THE JUDICIARY	Purchase of 2 nos. of Salon Motor Vehicles to High Court Judges	30,000,000.00	30,000,000.00	-	-	0.0%	30,000,000.00	
031805100100 - THE JUDICIARY	Purchase of 2 nos. of Motor Vehicles to DCRs & Directors	30,000,000.00	30,000,000.00	-	-	0.0%	30,000,000.00	
031805100100 - THE JUDICIARY	Purchase of 1 no. Hilux	25,000,000.00	25,000,000.00	-	-	0.0%	25,000,000.00	
031805100100 - THE JUDICIARY	Purchase of 1 Unit 15 Seater Bus	25,000,000.00	25,000,000.00	-	-	0.0%	25,000,000.00	
031805100100 - THE JUDICIARY	Purchase of 7 nos. of Salon Vehicles to Magistrates	232,488,364.48	232,488,364.48	-	-	0.0%	232,488,364.48	
031805100100 - THE JUDICIARY	Purchase of 10 nos. of Laptop Computers and 5 Desktop Computers	150,000,000.00	150,000,000.00	-	-	0.0%	150,000,000.00	
031805100100 - THE JUDICIARY	Purchase of 10 nos. Computers Printers	10,000,000.00	10,000,000.00	-	-	0.0%	10,000,000.00	
031805100100 - THE JUDICIARY	Purchase of 50 Units Office Chairs	30,000,000.00	30,000,000.00	4,250,004.05	4,250,004.05	14.2%	25,749,995.95	
031805100100 - THE JUDICIARY	Purchase of 50 Units Office Tables	100,000,000.00	100,000,000.00	-	-	0.0%	100,000,000.00	



031805100100 - THE JUDICIARY	Purchase of 25 Units Office File Cabinet TV etc	40,000,000.00	40,000,000.00	-	10,000,000.00	25.0%	30,000,000.00
031805100100 - THE JUDICIARY	Purch. of 10 nos. Photocopying Machines	20,000,000.00	20,000,000.00	-	-	0.0%	20,000,000.00
031805100100 - THE JUDICIARY	Purchase of 5 nos. Generating Set for New Judges	185,000,000.00	185,000,000.00	23,826,316.77	71,478,950.31	38.6%	113,521,049.69
031805100100 - THE JUDICIARY	Purchase of recreational facilities at Headquarters Bauchi	70,000,000.00	70,000,000.00	-	-	0.0%	70,000,000.00
031805100100 - THE JUDICIARY	Construction of High Courts Across the State	150,000,000.00	150,000,000.00	131,699,699.15	131,699,699.15	87.8%	18,300,300.85
031805100100 - THE JUDICIARY	Construction of Magistrate Courts Across the State.	350,000,000.00	350,000,000.00	-	187,975,762.33	53.7%	162,024,237.67
031805100100 - THE JUDICIARY	Construction of Magistrates Residential Quarters Across the State	100,000,000.00	100,000,000.00	-	-	0.0%	100,000,000.00
031805100100 - THE JUDICIARY	Construction of Court Building at Giade	50,000,000.00	50,000,000.00	-	-	0.0%	50,000,000.00
031805100100 - THE JUDICIARY	Construction of Court Building Shira	15,000,000.00	15,000,000.00	-	-	0.0%	15,000,000.00
031805100100 - THE JUDICIARY	Provision of Infrastructure at the Judiciary Headquarters	85,000,000.00	85,000,000.00	23,817,811.56	66,119,526.89	77.8%	18,880,473.11
031805100100 - THE JUDICIARY	Rehabilitation and Repairs of 10 nos. Court Buildings Across the State.	100,000,000.00	100,000,000.00	-	-	0.0%	100,000,000.00
031805100100 - THE JUDICIARY	Provision of Infrastructure at the Judiciary Headquarters	100,000,000.00	100,000,000.00	-	-	0.0%	100,000,000.00
031805100100 - THE JUDICIARY	Rehabilitation and Repairs of 10 nos. Court Buildings Across the State.	30,000,000.00	30,000,000.00	-	24,901,715.33	83.0%	5,098,284.67
031805300100 - SHARIA COURT OF APPEAL	Purchase of 5 nos. of Desktop Computers	20,000,000.00	20,000,000.00	-	-	0.0%	20,000,000.00
031805300100 - SHARIA COURT OF APPEAL	Purchase of 3 nos. Photocopying Machines and 3 nos. of Printers	22,800,000.00	22,800,000.00	-	-	0.0%	22,800,000.00
031805300100 - SHARIA COURT OF APPEAL	Purchase of 3 Units 260KVA Generators for CR, DCR, and Kadis in Bauchi LGA	31,000,000.00	31,000,000.00	-	-	0.0%	31,000,000.00
031805300100 - SHARIA COURT OF APPEAL	Purchase of 75 Units Office Tables & Chairs, and Other Office Equipments	35,000,000.00	35,000,000.00	-	125,000.00	0.4%	34,875,000.00
031805300100 - SHARIA COURT OF APPEAL	Constr. of Sharia Court of Appeal Complex in Bauchi LGA	410,000,000.00	410,000,000.00	-	-	0.0%	410,000,000.00
031805300100 - SHARIA COURT OF APPEAL	Constr. Of 1 Unit Borehole and water Facilities at SCA	2,280,000.00	2,280,000.00	-	-	0.0%	2,280,000.00
031805300100 - SHARIA COURT OF APPEAL	Constr. Of Sharia Court Toro, TORO LGA.	31,000,000.00	31,000,000.00	-	-	0.0%	31,000,000.00
031805300100 - SHARIA COURT OF APPEAL	REHAB./Repairs Of Upper Shariah Court T/Balewa	25,000,000.00	25,000,000.00	-	-	0.0%	25,000,000.00
031805300100 - SHARIA COURT OF APPEAL	Construction of Upper Shariah Court Angwan Jaki Bauchi, Bauchi LGA	73,000,000.00	73,000,000.00	-	-	0.0%	73,000,000.00
031805300100 - SHARIA COURT OF APPEAL	Construction of Two (2) Shariah Courts in Giade	51,000,000.00	51,000,000.00	-	-	0.0%	51,000,000.00
031805300100 - SHARIA COURT OF APPEAL	Construction of Lower Shariah Court Beli, Shira LGA	20,000,000.00	20,000,000.00	-	-	0.0%	20,000,000.00
031805300100 - SHARIA COURT OF APPEAL	Construction of Upper Shariah Court Warji, Warji LGA	23,000,000.00	23,000,000.00	-	-	0.0%	23,000,000.00
031805300100 - SHARIA COURT OF APPEAL	Construction of Lower Shariah Court Gadau, Itas Gadau LGA	15,000,000.00	15,000,000.00	-	-	0.0%	15,000,000.00
031805300100 - SHARIA COURT OF APPEAL	Rehabilitation/Repairs of Sharia Court of Appeal in Bauchi	40,000,000.00	40,000,000.00	-	-	0.0%	40,000,000.00
031805300100 - SHARIA COURT OF APPEAL	Rehab./Repairs of Sharia Court of Alkaleri, Alkaleri LGA	18,000,000.00	18,000,000.00	-	-	0.0%	18,000,000.00
031805300100 - SHARIA COURT OF APPEAL	Rehab./Repairs of Lower and Upper Shariah Court Dass, Dass LGA	33,000,000.00	33,000,000.00	-	-	0.0%	33,000,000.00
031805300100 - SHARIA COURT OF APPEAL	Rehab./Repairs of Lower Sharia Court Nasarawa, KTG LGA	17,000,000.00	17,000,000.00	-	-	0.0%	17,000,000.00
031805300100 - SHARIA COURT OF APPEAL	Rehabilitation/Repairs of Upper Shariah Court Gamawa, Gamawa LGA	18,000,000.00	18,000,000.00	-	-	0.0%	18,000,000.00
031805300100 - SHARIA COURT OF APPEAL	Rehabilitation/Repairs of Two Judges Residence at Misau, Misau LGA	15,000,000.00	15,000,000.00	-	-	0.0%	15,000,000.00
031805300100 - SHARIA COURT OF APPEAL	Purchase of Professional Books and Publications for the Establishment of a Library.	1,000,000.00	1,000,000.00	-	-	0.0%	1,000,000.00
032600100100 - MINISTRY OF JUSTICE	Purchase of 15 Units Office Tables, Chairs, and Other Office Equipments	20,500,000.00	20,500,000.00	3,245,000.00	9,710,000.00	47.4%	10,790,000.00
032600100100 - MINISTRY OF JUSTICE	Purchase of 5 nos. Laptop Computers and 5 nos. of Desktop Computers	12,000,000.00	12,000,000.00	2,500,000.00	7,325,000.00	61.0%	4,675,000.00
032600100100 - MINISTRY OF JUSTICE	Purchase of Professional Books and Publications for the Establishment of a Library.	11,000,000.00	11,000,000.00	350,000.00	650,000.00	5.9%	10,350,000.00
032600100100 - MINISTRY OF JUSTICE	Construction of Office Building at Azare	15,000,000.00	15,000,000.00	-	-	0.0%	15,000,000.00
032600200100 - BAUCHI STATE PUBLIC COMPLAINT	Purchase of one (1) 15 Seater Toyota Bus	40,000,000.00	40,000,000.00	-	-	0.0%	40,000,000.00
032600200100 - BAUCHI STATE PUBLIC COMPLAINT	Purchase of 20 Units Executive Office Tables & Chairs for the Principal Officers	10,000,000.00	10,000,000.00	-	-	0.0%	10,000,000.00
032600200100 - BAUCHI STATE PUBLIC COMPLAINT	Purchase of 30 Units Junior Executive Tables & chairs for the Staff	10,000,000.00	10,000,000.00	-	-	0.0%	10,000,000.00
032600200100 - BAUCHI STATE PUBLIC COMPLAINT	Purchase of Assorted Residential Furniture for the Chairman	11,000,000.00	11,000,000.00	-	-	0.0%	11,000,000.00
032600200100 - BAUCHI STATE PUBLIC COMPLAINT	Purchase of 3 nos. Of Hp Laptops Computers for the Staff.	4,000,000.00	4,000,000.00	370,000.00	370,000.00	9.3%	3,630,000.00
032600200100 - BAUCHI STATE PUBLIC COMPLAINT	Purchase of 6 nos. Of Hp Desktop for the Staff.	6,000,000.00	6,000,000.00	-	-	0.0%	6,000,000.00
032600200100 - BAUCHI STATE PUBLIC COMPLAINT	Purchase of 5 nos. of Hp Computer Printers.	4,000,000.00	4,000,000.00	-	-	0.0%	4,000,000.00
032600200100 - BAUCHI STATE PUBLIC COMPLAINT	Purchase of 3 Nos. Of Sharp Photo Copying Machines.	4,000,000.00	4,000,000.00	-	-	0.0%	4,000,000.00
032600200100 - BAUCHI STATE PUBLIC COMPLAINT	Purchase of 1 Nos. of Scanners Machines.	1,000,000.00	1,000,000.00	-	-	0.0%	1,000,000.00
032600200100 - BAUCHI STATE PUBLIC COMPLAINT	Purchase of 1 Nos. KVA Generator Sets.	4,000,000.00	4,000,000.00	-	-	0.0%	4,000,000.00
032600200100 - BAUCHI STATE PUBLIC COMPLAINT	Purchase of Security equipment (5 Nos. of Detectores, 20 Nos of Rain Boots and 20 Nos. of Torch Lights).	6,000,000.00	6,000,000.00	-	-	0.0%	6,000,000.00
032600200100 - BAUCHI STATE PUBLIC COMPLAINT	Construction and Provision of Office Accommodation for the Staff	400,000,000.00	400,000,000.00	-	-	0.0%	400,000,000.00
051400100100 - MINISTRY OF WOMEN AFFAIRS AND	Procurement of 1 Metric Tonne of fertilizer and Agrochemicals for Women in Farming	390,000,000.00	390,000,000.00	-	-	0.0%	390,000,000.00



Bauchi State Government

051400100100 - MINISTRY OF WOMEN AFFAIRS AND	Construction and Provision of Ultra Modern Women Centre in the State Capital Bauchi (Phase I)	470,000,000.00	470,000,000.00	-	-	0.0%	470,000,000.00	
051400100100 - MINISTRY OF WOMEN AFFAIRS AND	Provision of Kitchen and Cooking to Support Food and Nutrition preparation of local foods (RUTF)	125,000,000.00	125,000,000.00	-	-	0.0%	125,000,000.00	
051400100100 - MINISTRY OF WOMEN AFFAIRS AND	Provision of Health Care Facilities and Creating Maternal and Neo-Natal Health Awareness	150,000,000.00	150,000,000.00	-	-	0.0%	150,000,000.00	
051400100100 - MINISTRY OF WOMEN AFFAIRS AND	Provision of Water and hygiene sanitation Equipment and Materials to Women.	320,000,000.00	320,000,000.00	-	-	0.0%	320,000,000.00	
051400100100 - MINISTRY OF WOMEN AFFAIRS AND	Provision of Assorted Books and Learning Materials for Girl Child Education	255,000,000.00	255,000,000.00	-	-	0.0%	255,000,000.00	
051400100100 - MINISTRY OF WOMEN AFFAIRS AND	Repairs and Renovation of the Social Welfare Office at Jama'are,	35,000,000.00	35,000,000.00	-	-	0.0%	35,000,000.00	
051400100100 - MINISTRY OF WOMEN AFFAIRS AND	Repairs and Renovation of the Social Welfare Office Building at Dass	35,000,000.00	35,000,000.00	-	-	0.0%	35,000,000.00	
051400100100 - MINISTRY OF WOMEN AFFAIRS AND	Repairs and Renovation of the Social Welfare Office Building at Darazo	35,000,000.00	35,000,000.00	-	-	0.0%	35,000,000.00	
051400100100 - MINISTRY OF WOMEN AFFAIRS AND	Purchase of Application Software for Programmes on Gender-Based Violence documentation.	10,000,000.00	10,000,000.00	-	-	0.0%	10,000,000.00	
051400100100 - MINISTRY OF WOMEN AFFAIRS AND	Provision of Tools and Skills Acquisitions Equipment for the Empowerment of Women Across the State.	500,000,000.00	500,000,000.00	-	-	0.0%	500,000,000.00	
051400100100 - MINISTRY OF WOMEN AFFAIRS AND	Purchase of 50 Units Office Tables & Chairs/ Fittings	130,000,000.00	130,000,000.00	-	-	0.0%	130,000,000.00	
051400200100 - AGENCY FOR ORPHANS AND VULNE	Purchase of land for construction of OVC facilities	15,000,000.00	15,000,000.00	-	-	0.0%	15,000,000.00	
051400200100 - AGENCY FOR ORPHANS AND VULNE	Purch. of 6no. Motor Cycles to OVC Bauchi	3,000,000.00	3,000,000.00	-	-	0.0%	3,000,000.00	
051400200100 - AGENCY FOR ORPHANS AND VULNE	Purchase of Motor 15 seater Bus	25,000,000.00	25,000,000.00	-	-	0.0%	25,000,000.00	
051400200100 - AGENCY FOR ORPHANS AND VULNE	Purchase of 60 Units Executives Table and chairs offices at the hqtrs	15,000,000.00	15,000,000.00	-	-	0.0%	15,000,000.00	
051400200100 - AGENCY FOR ORPHANS AND VULNE	Purchase of 30no. Desktop Computers for ICT vocational center	20,000,000.00	20,000,000.00	-	-	0.0%	20,000,000.00	
051400200100 - AGENCY FOR ORPHANS AND VULNE	Purchase of 20 (units) of Computes Printers to OVC headquaters.	10,000,000.00	10,000,000.00	-	-	0.0%	10,000,000.00	
051400200100 - AGENCY FOR ORPHANS AND VULNE	Purchase of fire extinguishers and other fire fighting equipments.	20,000,000.00	20,000,000.00	-	-	0.0%	20,000,000.00	
051400200100 - AGENCY FOR ORPHANS AND VULNE	Purchase of assorted text Books and writing material to all OVC schools.	10,000,000.00	10,000,000.00	-	-	0.0%	10,000,000.00	
051400200100 - AGENCY FOR ORPHANS AND VULNE	provision of complete sport wears , kids and sporting equipment to OVC schools	10,000,000.00	10,000,000.00	-	-	0.0%	10,000,000.00	
051400200100 - AGENCY FOR ORPHANS AND VULNE	Purchase of Scholastic and Instructional Materials	15,000,000.00	15,000,000.00	-	-	0.0%	15,000,000.00	
051400200100 - AGENCY FOR ORPHANS AND VULNE	Purchase of security equipments to OVC Hqtrs, Bauchi	3,000,000.00	3,000,000.00	-	-	0.0%	3,000,000.00	
051400200100 - AGENCY FOR ORPHANS AND VULNE	Purchase of equipment for OVC skill acquisition centres/Caregivers across the State.	25,000,000.00	25,000,000.00	-	-	0.0%	25,000,000.00	
051400200100 - AGENCY FOR ORPHANS AND VULNE	Purchase of Beddings Materials and Clothings	15,000,000.00	15,000,000.00	-	-	0.0%	15,000,000.00	
051400200100 - AGENCY FOR ORPHANS AND VULNE	provision of ICT infrastructure at OVC Hqtrs and Schools	20,000,000.00	20,000,000.00	-	-	0.0%	20,000,000.00	
051400200100 - AGENCY FOR ORPHANS AND VULNE	Const. of Res.Houses Across the State for OVCS.	10,000,000.00	10,000,000.00	1,624,000.00	1,624,000.00	16.2%	8,376,000.00	
051400200100 - AGENCY FOR ORPHANS AND VULNE	provision of infrastructures and facilities for the facilitation of OVC activities through the Saudi Fund for Deve	100,000,000.00	100,000,000.00	-	-	0.0%	100,000,000.00	
051400200100 - AGENCY FOR ORPHANS AND VULNE	provision of computer applikation software for computerization of OVC activities.	10,000,000.00	10,000,000.00	-	-	0.0%	10,000,000.00	
051400200100 - AGENCY FOR ORPHANS AND VULNE	Supervision of OVC activities in the State	10,000,000.00	10,000,000.00	-	-	0.0%	10,000,000.00	
051400200100 - AGENCY FOR ORPHANS AND VULNE	provision of infrastructures and facilities for the facilitation of OVC activities through the Integrated Child Hea	20,000,000.00	20,000,000.00	-	-	0.0%	20,000,000.00	
051700100100 - MINISTRY OF EDUCATION	Purchase of Classrooms Furnitures in Schools Across the State.	1,000,000,000.00	600,000,000.00	-	3,456,800.00	0.6%	596,543,200.00	
051700100100 - MINISTRY OF EDUCATION	Purchase of 3000 Units of Office Tables & Chairs for School Teachers Across the State	750,000,000.00	750,000,000.00	-	-	0.0%	750,000,000.00	
051700100100 - MINISTRY OF EDUCATION	Provision of Instructional materials for Secondary Schools Across the State	500,000,000.00	500,000,000.00	-	-	0.0%	500,000,000.00	
051700100100 - MINISTRY OF EDUCATION	Purchase of Mobile Multipurpose Laboratory equipment for secondary schools	350,000,000.00	350,000,000.00	-	-	0.0%	350,000,000.00	
051700100100 - MINISTRY OF EDUCATION	Purchase of recreational facilities at Headquarters Bauchi	5,000,000.00	5,000,000.00	-	-	0.0%	5,000,000.00	
051700100100 - MINISTRY OF EDUCATION	Construction / Provision of Water Facilities in secondary schools under AGILE Project	100,000,000.00	100,000,000.00	-	-	0.0%	100,000,000.00	
051700100100 - MINISTRY OF EDUCATION	Construction of 8 nos. of Classrooms Block at New GSS Bauchi	20,000,000.00	20,000,000.00	-	-	0.0%	20,000,000.00	
051700100100 - MINISTRY OF EDUCATION	AGILE Projects (Constructions of Schools Across the State)	2,000,000,000.00	1,000,000,000.00	-	-	0.0%	1,000,000,000.00	
051700100100 - MINISTRY OF EDUCATION	Provision of infrastructure & facilities for the improvement of teacing and learning in secondary schools (UN	90,000,000.00	90,000,000.00	-	-	0.0%	90,000,000.00	
051700100100 - MINISTRY OF EDUCATION	Provision for Mass Computer literacy program	10,000,000.00	10,000,000.00	-	-	0.0%	10,000,000.00	
051700100100 - MINISTRY OF EDUCATION	Mass Computer Litracry Project (Consultancy)	5,000,000.00	5,000,000.00	-	-	0.0%	5,000,000.00	
051700100100 - MINISTRY OF EDUCATION	Education Management Information System (EMIS)	50,000,000.00	50,000,000.00	-	-	0.0%	50,000,000.00	
051700100100 - MINISTRY OF EDUCATION	Rehabilitation of 40 nos of Blown-Off Secondary Schools Across the State.	1,500,000,000.00	1,500,000,000.00	-	170,710,657.20	11.4%	1,329,289,342.80	
051700100100 - MINISTRY OF EDUCATION	Rehabilitation of Staff Quarters Across the State.	500,000,000.00	500,000,000.00	-	-	0.0%	500,000,000.00	
051700100100 - MINISTRY OF EDUCATION	AGILE Project (Rehabilitations of Schools Across the State)	2,000,000,000.00	1,000,000,000.00	-	-	0.0%	1,000,000,000.00	
051700100100 - MINISTRY OF EDUCATION	Monitoring, Supervision and Evaluation of Secondary Schools Projects under Construction and Renovations Ac	200,000,000.00	200,000,000.00	3,664,150.00	6,083,900.00	3.0%	193,916,100.00	
051700100100 - MINISTRY OF EDUCATION	Support in Provision of Infrastructure for the LEARN PROJECT	192,192,000.00	192,192,000.00	-	-	0.0%	192,192,000.00	
051700100100 - MINISTRY OF EDUCATION	Safe School Project (Renovations and Repairs of Schools Across the State)	250,000,000.00	250,000,000.00	-	-	0.0%	250,000,000.00	
051700100100 - MINISTRY OF EDUCATION	Safe School Project (Constructions of School Fences for Secondary Schools Across the State)	250,000,000.00	250,000,000.00	-	-	0.0%	250,000,000.00	
051700100100 - MINISTRY OF EDUCATION	Safe School Project State Countapart Funding for the Renovations and Repairs of Schools Across the State	100,000,000.00	100,000,000.00	-	-	0.0%	100,000,000.00	
051700100100 - MINISTRY OF EDUCATION	Constructions of Schools Across the State	2,000,000,000.00	2,000,000,000.00	-	560,000,000.00	28.0%	1,440,000,000.00	
051700100100 - MINISTRY OF EDUCATION	Purchase of Classrooms Furnitures in Schools Across the State under AGILE Project	500,000,000.00	500,000,000.00	55,000,000.00	73,298,600.00	14.7%	426,701,400.00	
051700100100 - MINISTRY OF EDUCATION	Provision of Instructional materials for Secondary Schools Across the State under AGILE Project	250,000,000.00	250,000,000.00	-	-	0.0%	250,000,000.00	
051700100100 - MINISTRY OF EDUCATION	Construction/Provision of School Clinic and Drugs for Secondary Schools Across the State.	250,000,000.00	250,000,000.00	-	-	0.0%	250,000,000.00	
051700100100 - MINISTRY OF EDUCATION	Provision of Disability Inclusive Education Strategy in schools through the Provision of Schools Infrastructure	150,000,000.00	150,000,000.00	-	-	0.0%	150,000,000.00	
051700100100 - MINISTRY OF EDUCATION	Monitoring, Supervision and Evaluation of Secondary Schools Projects under Construction and Renovations Ac	150,000,000.00	150,000,000.00	129,572,719.97	129,572,719.97	86.4%	20,427,280.03	
051700100100 - MINISTRY OF EDUCATION	Conduct of the SEA and ICA-CDP Implementation	50,000,000.00	50,000,000.00	-	-	0.0%	50,000,000.00	
051700100100 - MINISTRY OF EDUCATION	Accelerated Secondary Schools Education Project ASSEP (Renovations and Repairs of 6 Piloting Schools)	65,000,000.00	65,000,000.00	-	-	0.0%	65,000,000.00	
051700100100 - MINISTRY OF EDUCATION	Global Partnersio on Education - GPE (Renovations and Repairs of Schools Across the State)	600,000,000.00	300,000,000.00	-	-	0.0%	300,000,000.00	
051700100100 - MINISTRY OF EDUCATION	Construction of New Science Laboratories in Secondary Schools Across the State through the ASSEP Project	35,000,000.00	35,000,000.00	-	-	0.0%	35,000,000.00	



051700100100 - MINISTRY OF EDUCATION	Constructions of Schools Across the State	2,000,000,000.00	2,000,000,000.00	-	560,000,000.00	28.0%	1,440,000,000.00
051700100100 - MINISTRY OF EDUCATION	Purchase of Classrooms Furnitures in Schools Across the State under AGILE Project	500,000,000.00	500,000,000.00	55,000,000.00	73,298,600.00	14.7%	426,701,400.00
051700100100 - MINISTRY OF EDUCATION	Provision of Instructional materials for Secondary Schools Across the State under AGILE Project	250,000,000.00	250,000,000.00	-	-	0.0%	250,000,000.00
051700100100 - MINISTRY OF EDUCATION	Construction/Provision of School Clinic and Drugs for Secondary Schools Across the State.	250,000,000.00	250,000,000.00	-	-	0.0%	250,000,000.00
051700100100 - MINISTRY OF EDUCATION	Provision of Disability Inclusive Education Strategy in schools through the Provision of Schools Infrastructure	150,000,000.00	150,000,000.00	-	-	0.0%	150,000,000.00
051700100100 - MINISTRY OF EDUCATION	Monitoring, Supervision and Evaluation of Secondary Schools Projects under Construction and Renovations And	150,000,000.00	150,000,000.00	129,572,719.97	129,572,719.97	86.4%	20,427,280.03
051700100100 - MINISTRY OF EDUCATION	Conduct of the SEA and ICA-CDP Implementation	50,000,000.00	50,000,000.00	-	-	0.0%	50,000,000.00
051700100100 - MINISTRY OF EDUCATION	Accelerated Secondary Schools Education Project ASSEP (Renovations and Repairs of 6 Piloting Schools)	65,000,000.00	65,000,000.00	-	-	0.0%	65,000,000.00
051700100100 - MINISTRY OF EDUCATION	Global Partnersio on Education - GPE (Renovations and Repairs of Schools Across the State)	600,000,000.00	300,000,000.00	-	-	0.0%	300,000,000.00
051700100100 - MINISTRY OF EDUCATION	Construction of New Science Laboratories in Secondary Schools Across the State through the ASSEP Project	35,000,000.00	35,000,000.00	-	-	0.0%	35,000,000.00
051700100100 - MINISTRY OF EDUCATION	Rehabilitation of Existing Science Laoratories in Secondary Schools Across the State through the ASSEP Proj	30,000,000.00	30,000,000.00	-	-	0.0%	30,000,000.00
051700100100 - MINISTRY OF EDUCATION	Construction of Schools Across the State through the Global Project on Education (GPE)	600,000,000.00	300,000,000.00	-	-	0.0%	300,000,000.00
051700200100 - STATE UNIVERSAL BASIC EDUCATI	Purchase of 2 Nos. of Sharon Buses and 1 NO. Hilux Motor Vehicles	50,000,000.00	50,000,000.00	-	-	0.0%	50,000,000.00
051700200100 - STATE UNIVERSAL BASIC EDUCATI	purchase of 11 Nos. of computer printers for staff of	7,000,000.00	7,000,000.00	-	-	0.0%	7,000,000.00
051700200100 - STATE UNIVERSAL BASIC EDUCATI	purchase of 4 Nos. of Desktop Computers & Accessories	4,000,000.00	4,000,000.00	-	-	0.0%	4,000,000.00
051700200100 - STATE UNIVERSAL BASIC EDUCATI	Purchase of Hostel materials (Tsangaya)	20,000,000.00	20,000,000.00	-	-	0.0%	20,000,000.00
051700200100 - STATE UNIVERSAL BASIC EDUCATI	purchase of 40 Nos. of Split Airconditioners (panasonic) with accessories for State SUBEB Office	20,000,000.00	55,000,000.00	6,187,500.00	31,187,500.00	56.7%	23,812,500.00
051700200100 - STATE UNIVERSAL BASIC EDUCATI	Purchase of Classroom Furniture for Primary Schools Alkali LGA through the UBEC Fund	20,000,000.00	65,000,000.00	-	35,000,000.00	53.8%	30,000,000.00
051700200100 - STATE UNIVERSAL BASIC EDUCATI	Purchase of Classroom Furniture for Primary Schools Bauchi LGA through the UBEC Fund	20,000,000.00	150,000,000.00	-	97,190,000.00	64.8%	52,810,000.00
051700200100 - STATE UNIVERSAL BASIC EDUCATI	Purchase of Classroom Furniture for Primary Schools Bogoro LGA through the UBEC Fund	20,000,000.00	50,000,000.00	20,520,000.00	30,520,000.00	61.0%	19,480,000.00
051700200100 - STATE UNIVERSAL BASIC EDUCATI	Purchase of Classroom Furniture for Primary Schools Dass LGA through the UBEC Fund	20,000,000.00	20,000,000.00	-	10,000,000.00	50.0%	10,000,000.00
051700200100 - STATE UNIVERSAL BASIC EDUCATI	Purchase of Classroom Furniture for Primary Schools Kirfi LGA through the UBEC Fund	20,000,000.00	20,000,000.00	-	10,000,000.00	50.0%	10,000,000.00
051700200100 - STATE UNIVERSAL BASIC EDUCATI	Purchase of Classroom Furniture for Primary Schools Tafawa Balewa LGA through the UBEC Fund	20,000,000.00	20,000,000.00	-	10,000,000.00	50.0%	10,000,000.00
051700200100 - STATE UNIVERSAL BASIC EDUCATI	Purchase of Classroom Furniture for Primary Schools Toro LGA through the UBEC Fund	20,000,000.00	20,000,000.00	-	10,000,000.00	50.0%	10,000,000.00
051700200100 - STATE UNIVERSAL BASIC EDUCATI	Purchase of Classroom Furniture for Primary Schools Dambam LGA through the UBEC Fund	20,000,000.00	20,000,000.00	-	10,000,000.00	50.0%	10,000,000.00
051700200100 - STATE UNIVERSAL BASIC EDUCATI	Purchase of Classroom Furniture for Primary Schools Darazo LGA through the UBEC Fund	20,000,000.00	20,000,000.00	-	10,000,000.00	50.0%	10,000,000.00
051700200100 - STATE UNIVERSAL BASIC EDUCATI	Purchase of Classroom Furniture for Primary Schools Ganjuwa LGA through the UBEC Fund	20,000,000.00	20,000,000.00	-	10,000,000.00	50.0%	10,000,000.00
051700200100 - STATE UNIVERSAL BASIC EDUCATI	Purchase of Classroom Furniture for Primary Schools Misau LGA through the UBEC Fund	20,000,000.00	20,000,000.00	-	10,000,000.00	50.0%	10,000,000.00
051700200100 - STATE UNIVERSAL BASIC EDUCATI	Purchase of Classroom Furniture for Primary Schools Ningi LGA through the UBEC Fund	20,000,000.00	20,000,000.00	-	10,000,000.00	50.0%	10,000,000.00
051700200100 - STATE UNIVERSAL BASIC EDUCATI	Purchase of Classroom Furniture for Primary Schools Warji LGA through the UBEC Fund	20,000,000.00	20,000,000.00	-	10,000,000.00	50.0%	10,000,000.00
051700200100 - STATE UNIVERSAL BASIC EDUCATI	Purchase of Classroom Furniture for Primary Schools Gamawa LGA through the UBEC Fund	20,000,000.00	20,000,000.00	-	10,000,000.00	50.0%	10,000,000.00
051700200100 - STATE UNIVERSAL BASIC EDUCATI	Purchase of Classroom Furniture for Primary Schools Giade LGA through the UBEC Fund	20,000,000.00	20,000,000.00	-	10,000,000.00	50.0%	10,000,000.00
051700200100 - STATE UNIVERSAL BASIC EDUCATI	Purchase of Classroom Furniture for Primary Schools Itas Gadau LGA through the UBEC Fund	20,000,000.00	20,000,000.00	-	10,000,000.00	50.0%	10,000,000.00
051700200100 - STATE UNIVERSAL BASIC EDUCATI	Purchase of Classroom Furniture for Primary Schools Jama'are LGA through the UBEC Fund	20,000,000.00	20,000,000.00	-	10,000,000.00	50.0%	10,000,000.00
051700200100 - STATE UNIVERSAL BASIC EDUCATI	Purchase of Classroom Furniture for Primary Schools Katagum LGA through the UBEC Fund	20,000,000.00	20,000,000.00	-	10,000,000.00	50.0%	10,000,000.00
051700200100 - STATE UNIVERSAL BASIC EDUCATI	Purchase of Classroom Furniture for Primary Schools Shira LGA through the UBEC Fund	20,000,000.00	20,000,000.00	-	10,000,000.00	50.0%	10,000,000.00
051700200100 - STATE UNIVERSAL BASIC EDUCATI	Purchase of Classroom Furniture for Primary Schools Zaki LGA through the UBEC Fund	20,000,000.00	20,000,000.00	-	10,000,000.00	50.0%	10,000,000.00
051700200100 - STATE UNIVERSAL BASIC EDUCATI	Construction and Provision of Water Facilities at LGA Primary Schools in Alkali LGA.	43,278,555.07	43,278,555.07	-	-	0.0%	43,278,555.07
051700200100 - STATE UNIVERSAL BASIC EDUCATI	Construction and Provision of Water Facilities at LGA Primary Schools in Bauchi LGA.	40,000,000.00	40,000,000.00	-	-	0.0%	40,000,000.00
051700200100 - STATE UNIVERSAL BASIC EDUCATI	Construction and Provision of Water Facilities at LGA Primary Schools in Bogoro LGA.	35,000,000.00	35,000,000.00	-	5,000,000.00	14.3%	30,000,000.00
051700200100 - STATE UNIVERSAL BASIC EDUCATI	Construction and Provision of Water Facilities at LGA Primary Schools in Dass LGA.	35,000,000.00	35,000,000.00	-	5,000,000.00	14.3%	30,000,000.00
051700200100 - STATE UNIVERSAL BASIC EDUCATI	Construction and Provision of Water Facilities at LGA Primary Schools in Kirfi LGA.	35,000,000.00	35,000,000.00	-	5,000,000.00	14.3%	30,000,000.00
051700200100 - STATE UNIVERSAL BASIC EDUCATI	Construction and Provision of Water Facilities at LGA Primary Schools in Tafawa Balewa LGA.	35,000,000.00	35,000,000.00	-	5,000,000.00	14.3%	30,000,000.00
051700200100 - STATE UNIVERSAL BASIC EDUCATI	Construction and Provision of Water Facilities at LGA Primary Schools in Toro LGA.	35,000,000.00	35,000,000.00	-	5,000,000.00	14.3%	30,000,000.00
051700200100 - STATE UNIVERSAL BASIC EDUCATI	Construction and Provision of Water Facilities at LGA Primary Schools in DambamLGA.	35,000,000.00	35,000,000.00	-	5,000,000.00	14.3%	30,000,000.00
051700200100 - STATE UNIVERSAL BASIC EDUCATI	Construction and Provision of Water Facilities at LGA Primary Schools in Darazo LGA.	35,000,000.00	35,000,000.00	-	5,000,000.00	14.3%	30,000,000.00
051700200100 - STATE UNIVERSAL BASIC EDUCATI	Construction and Provision of Water Facilities at LGA Primary Schools in Ganjuwa LGA.	35,000,000.00	35,000,000.00	-	5,000,000.00	14.3%	30,000,000.00
051700200100 - STATE UNIVERSAL BASIC EDUCATI	Construction and Provision of Water Facilities at LGA Primary Schools in Misau LGA.	35,000,000.00	35,000,000.00	-	5,000,000.00	14.3%	30,000,000.00
051700200100 - STATE UNIVERSAL BASIC EDUCATI	Construction and Provision of Water Facilities at LGA Primary Schools in Ningi LGA.	35,000,000.00	35,000,000.00	-	5,000,000.00	14.3%	30,000,000.00
051700200100 - STATE UNIVERSAL BASIC EDUCATI	Construction and Provision of Water Facilities at LGA Primary Schools in Warji LGA.	35,000,000.00	35,000,000.00	-	5,000,000.00	14.3%	30,000,000.00



051700200100 - STATE UNIVERSAL BASIC EDUCATI	Renovations and Repairs of Public Schools in Itas Gadau LGA through the use of UBEC Fund	100,000,000.00	100,000,000.00	-	30,000,000.00	30.0%	70,000,000.00	
051700200100 - STATE UNIVERSAL BASIC EDUCATI	Renovations and Repairs of Public Schools in Jama'are LGA through the use of UBEC Fund	100,000,000.00	100,000,000.00	-	30,000,000.00	30.0%	70,000,000.00	
051700200100 - STATE UNIVERSAL BASIC EDUCATI	Renovations and Repairs of Public Schools in Katagum LGA through the use of UBEC Fund	100,000,000.00	100,000,000.00	-	30,000,000.00	30.0%	70,000,000.00	
051700200100 - STATE UNIVERSAL BASIC EDUCATI	Renovations and Repairs of Public Schools in Shira LGA through the use of UBEC Fund	100,000,000.00	100,000,000.00	-	30,000,000.00	30.0%	70,000,000.00	
051700200100 - STATE UNIVERSAL BASIC EDUCATI	Renovations and Repairs of Public Schools in Zaki LGA through the use of UBEC Fund	100,000,000.00	100,000,000.00	-	30,000,000.00	30.0%	70,000,000.00	
051700200100 - STATE UNIVERSAL BASIC EDUCATI	Renovation of Offices at SUBEB HQTRS	600,000,000.00	600,000,000.00	-	140,326,386.65	23.4%	459,673,613.35	
051700200100 - STATE UNIVERSAL BASIC EDUCATI	Monitoring and Evaluation of Projects (Quality Assurance /Inspections)	248,000,000.00	248,000,000.00	-	-	0.0%	248,000,000.00	
051700200100 - STATE UNIVERSAL BASIC EDUCATI	BESDA Project (Provision of Educational Infrastructures Across the State) Sustainability Programme	370,000,000.00	370,000,000.00	-	-	0.0%	370,000,000.00	
051700200100 - STATE UNIVERSAL BASIC EDUCATI	Purchase of Sporting Wears and Sporting Kits for Schools	71,092,851.69	71,092,851.69	-	-	0.0%	71,092,851.69	
051700200100 - STATE UNIVERSAL BASIC EDUCATI	Construction and Provision of Educational Infrastructures for Blown-off Schools in Zaki LGA	20,000,000.00	20,000,000.00	-	-	0.0%	20,000,000.00	
051700200100 - STATE UNIVERSAL BASIC EDUCATI	Construction and Provision of Educational Infrastructures for Blown-off Schools in Giade LGA	20,000,000.00	20,000,000.00	-	-	0.0%	20,000,000.00	
051700200100 - STATE UNIVERSAL BASIC EDUCATI	Construction and Provision of Educational Infrastructures for Blown-off Schools in Misau LGA	20,000,000.00	20,000,000.00	-	-	0.0%	20,000,000.00	
051700200100 - STATE UNIVERSAL BASIC EDUCATI	Construction and Provision of Educational Infrastructures for Blown-off Schools in Ning LGA	20,000,000.00	20,000,000.00	-	-	0.0%	20,000,000.00	
051700200100 - STATE UNIVERSAL BASIC EDUCATI	Construction and Provision of Educational Infrastructures for Blown-off Schools in Bauchi LGA	20,000,000.00	20,000,000.00	-	-	0.0%	20,000,000.00	
051700200100 - STATE UNIVERSAL BASIC EDUCATI	Construction and Provision of Educational Infrastructures for Blown-off Schools in Alkaleri LGA	20,000,000.00	20,000,000.00	-	-	0.0%	20,000,000.00	
051700200100 - STATE UNIVERSAL BASIC EDUCATI	Construction of Special Education Centre for the Physical and Mentally Challenged for Inclusive Education in	100,000,000.00	100,000,000.00	-	-	0.0%	100,000,000.00	
051700200100 - STATE UNIVERSAL BASIC EDUCATI	Provision of Instructional Materials for the Physically and Mentally Challenged for Inclusive Education in Akuy	50,000,000.00	50,000,000.00	-	-	0.0%	50,000,000.00	
051700200100 - STATE UNIVERSAL BASIC EDUCATI	Provision of Instructional Materials for the Physically and Mentally Challenged for Inclusive Education in Bau	90,000,000.00	90,000,000.00	-	-	0.0%	90,000,000.00	
051700300100 - BAUCHI STATE AGENCY FOR MASS	Purchase of Kitchen Utensils and Equipment	15,000,000.00	15,000,000.00	-	-	0.0%	15,000,000.00	
051700300100 - BAUCHI STATE AGENCY FOR MASS	Provision of Instructional Materials to Women Education Centres.	30,000,000.00	30,000,000.00	-	-	0.0%	30,000,000.00	
051700300100 - BAUCHI STATE AGENCY FOR MASS	Monitoring and Evaluation of Projects and Programs to ensure quality assurance	20,000,000.00	20,000,000.00	-	-	0.0%	20,000,000.00	
051700300100 - BAUCHI STATE AGENCY FOR MASS	Construction of Office Complex Building in Bauchi	40,000,000.00	40,000,000.00	-	-	0.0%	40,000,000.00	
051700300100 - BAUCHI STATE AGENCY FOR MASS	Renovation and Repairs of Bauchi Zonal Office Building	15,000,000.00	15,000,000.00	-	-	0.0%	15,000,000.00	
051700300100 - BAUCHI STATE AGENCY FOR MASS	Renovation and Repairs of Darazo Zonal Office Building	12,000,000.00	12,000,000.00	-	-	0.0%	12,000,000.00	
051700300100 - BAUCHI STATE AGENCY FOR MASS	Renovatio of Misau Women Education Center	15,000,000.00	15,000,000.00	-	-	0.0%	15,000,000.00	
051700300100 - BAUCHI STATE AGENCY FOR MASS	Renovatio of Dass Women Education Center	15,000,000.00	15,000,000.00	-	-	0.0%	15,000,000.00	
051700300100 - BAUCHI STATE AGENCY FOR MASS	Renovation of Jama'are Women Education Center	15,000,000.00	15,000,000.00	-	-	0.0%	15,000,000.00	
051700300100 - BAUCHI STATE AGENCY FOR MASS	Renovation of Kirfi Women Education Center	15,000,000.00	15,000,000.00	-	-	0.0%	15,000,000.00	
051700300100 - BAUCHI STATE AGENCY FOR MASS	Parameter Fencing of Ningi and Azare Women Centres.	10,000,000.00	10,000,000.00	-	-	0.0%	10,000,000.00	
051700300100 - BAUCHI STATE AGENCY FOR MASS	Construction of Office Complex Building in Azare	20,000,000.00	20,000,000.00	-	-	0.0%	20,000,000.00	
051700400100 - SPECIAL SCHOOLS MANAGEMENT B	Provision and Supply of Office Tables, Chairs, and other Equipment at Special School Azare	20,000,000.00	20,000,000.00	-	-	0.0%	20,000,000.00	
051700400100 - SPECIAL SCHOOLS MANAGEMENT B	Provision and Supply of Office Tables, Chairs, and other Equipment at Special School Toro	20,000,000.00	20,000,000.00	-	-	0.0%	20,000,000.00	
051700400100 - SPECIAL SCHOOLS MANAGEMENT B	Provision and Supply of Office Tables, Chairs, and other Equipment Kafin Madaki	20,000,000.00	20,000,000.00	-	-	0.0%	20,000,000.00	
051700400100 - SPECIAL SCHOOLS MANAGEMENT B	Purch. Of 500 students desks and chairs in GGC. Kafin Madaki	60,000,000.00	60,000,000.00	-	-	0.0%	60,000,000.00	
051700400100 - SPECIAL SCHOOLS MANAGEMENT B	Purch. Of 1,200 students desks and chairs in Jibril Aminu Primary/Secondary School and 2 Model Primary Sch	72,000,000.00	72,000,000.00	-	-	0.0%	72,000,000.00	
051700400100 - SPECIAL SCHOOLS MANAGEMENT B	Purch. Of 1,000 students desks and chairs in GC Azare and Toro	60,000,000.00	60,000,000.00	-	-	0.0%	60,000,000.00	
051700400100 - SPECIAL SCHOOLS MANAGEMENT B	Purch. Of Teaching/Learning Materials to GC. Toro and Azare	6,000,000.00	6,000,000.00	-	-	0.0%	6,000,000.00	
051700400100 - SPECIAL SCHOOLS MANAGEMENT B	Purch. Of Teaching/Learning Materials to GCC. Kafin Madaki and Sakwa	6,000,000.00	6,000,000.00	-	-	0.0%	6,000,000.00	
051700400100 - SPECIAL SCHOOLS MANAGEMENT B	Purch. Of Teaching/Learning Materials in Jibril Aminu Primary/Secondary School and 2 Model Primary and Se	8,000,000.00	8,000,000.00	-	-	0.0%	8,000,000.00	
051700400100 - SPECIAL SCHOOLS MANAGEMENT B	Construction of 6 Classrooms Blocks in each of the Special Schools	250,000,000.00	250,000,000.00	-	-	0.0%	250,000,000.00	
051700400100 - SPECIAL SCHOOLS MANAGEMENT B	Construction of 2 bedrooms Staff Quarters at GGC. Sakwa	30,000,000.00	30,000,000.00	-	-	0.0%	30,000,000.00	
051700400100 - SPECIAL SCHOOLS MANAGEMENT B	Construction of Assemble Hall JAMSS	30,000,000.00	30,000,000.00	-	-	0.0%	30,000,000.00	
051700400100 - SPECIAL SCHOOLS MANAGEMENT B	Construction of 3 Laboratories Building in 3 modern Primary And Secondary schools	60,000,000.00	60,000,000.00	-	-	0.0%	60,000,000.00	
051700400100 - SPECIAL SCHOOLS MANAGEMENT B	Fencing of Special School Toro	150,000,000.00	150,000,000.00	-	-	0.0%	150,000,000.00	
051700400100 - SPECIAL SCHOOLS MANAGEMENT B	Repairs of 1 Hostel and 2 Classrooms In GC. Azare	15,000,000.00	15,000,000.00	-	-	0.0%	15,000,000.00	
051700400100 - SPECIAL SCHOOLS MANAGEMENT B	Repairs of 1 Hostel, 2 Classrooms, and Hall GGC. Sakwa	15,000,000.00	15,000,000.00	-	-	0.0%	15,000,000.00	
051700400100 - SPECIAL SCHOOLS MANAGEMENT B	Repairs of 2 bedrooms staff Quarters at GGC. K/Madaki	15,000,000.00	15,000,000.00	-	-	0.0%	15,000,000.00	
051700400100 - SPECIAL SCHOOLS MANAGEMENT B	Repairs of 2 bedrooms Staff Quarter GC. Toro	80,000,000.00	80,000,000.00	-	-	0.0%	80,000,000.00	
051700400100 - SPECIAL SCHOOLS MANAGEMENT B	Repairs of 3 Classrooms and 4 Offices in Jibril Aminu Modern Primary and secondary School in Dan Iya War	80,000,000.00	80,000,000.00	-	-	0.0%	80,000,000.00	
051700400100 - SPECIAL SCHOOLS MANAGEMENT B	Suppervision of Schools Projects under Construction and Renovation at Special Schools Management Board	60,000,000.00	60,000,000.00	2,390,000.00	4,850,000.00	8.1%	55,150,000.00	



051700500100 - STATE LIBRARY BOARD	Provision of 5 No. Computers for the State Library Board	50,000,000.00	50,000,000.00	-	-	0.0%	50,000,000.00	
051700500100 - STATE LIBRARY BOARD	Provision of 3 No. Photocopying Machine	5,000,000.00	5,000,000.00	-	3,675,000.00	73.5%	1,325,000.00	
051700500100 - STATE LIBRARY BOARD	Provision of assorted and professional text Books	10,000,000.00	10,000,000.00	-	-	0.0%	10,000,000.00	
051700500100 - STATE LIBRARY BOARD	Construction of ICT Infrastructures at the State Library Headquarters	10,000,000.00	10,000,000.00	-	450,000.00	4.5%	9,550,000.00	
051700500100 - STATE LIBRARY BOARD	Renovation and Repairs of State Library Building	100,000,000.00	100,000,000.00	-	410,000.00	0.4%	99,590,000.00	
051700500100 - STATE LIBRARY BOARD	Construction of E-Library at State Library Complex	2,000,000.00	2,000,000.00	-	-	0.0%	2,000,000.00	
051700500100 - STATE LIBRARY BOARD	Construction and Provision of Zonal Library at Alkaleri	349,000,000.00	349,000,000.00	-	-	0.0%	349,000,000.00	
051700500100 - STATE LIBRARY BOARD	Construction and Provision of Zonal Library at Ningi	349,000,000.00	349,000,000.00	-	-	0.0%	349,000,000.00	
051700500100 - STATE LIBRARY BOARD	Purchase of 30 Units of office Tables & Chairs/fittings	350,000,000.00	350,000,000.00	-	18,000,000.00	5.1%	332,000,000.00	
051700500100 - STATE LIBRARY BOARD	Computer software acquisition	4,250,000.00	4,250,000.00	-	688,000.00	16.2%	3,562,000.00	
051700600100 - BAUCHI STATE AGENCY FOR NOMADIC EDUCATION	Purchase 10 nos. Motor Cycles to Nomadic Teachers for Supervision	12,000,000.00	12,000,000.00	10,000,000.00	12,000,000.00	100.0%	-	
051700600100 - BAUCHI STATE AGENCY FOR NOMADIC EDUCATION	purchase of 2 units desktop Computers	1,000,000.00	1,000,000.00	-	-	0.0%	1,000,000.00	
051700600100 - BAUCHI STATE AGENCY FOR NOMADIC EDUCATION	Provision and Supply of 5 Units Office Tables, Chairs, and other Equipment	23,000,000.00	23,000,000.00	-	-	0.0%	23,000,000.00	
051700600100 - BAUCHI STATE AGENCY FOR NOMADIC EDUCATION	Provision of Classroom Furnitures for Nomadic Schools in Bauchi Local Government	25,000,000.00	25,000,000.00	-	-	0.0%	25,000,000.00	
051700600100 - BAUCHI STATE AGENCY FOR NOMADIC EDUCATION	Provision of Classroom Furnitures for Nomadic Schools in Misau Local Government	25,000,000.00	25,000,000.00	-	-	0.0%	25,000,000.00	
051700600100 - BAUCHI STATE AGENCY FOR NOMADIC EDUCATION	Provision of Classroom Furnitures for Nomadic Schools in Katagum Local Government	25,000,000.00	25,000,000.00	-	-	0.0%	25,000,000.00	
051700600100 - BAUCHI STATE AGENCY FOR NOMADIC EDUCATION	Provision of Instructional materials for nomadic schools by Agency for Nomadic Education	26,800,000.00	26,800,000.00	-	-	0.0%	26,800,000.00	
051700600100 - BAUCHI STATE AGENCY FOR NOMADIC EDUCATION	Provision of Sporting and Games Facilities and equipment for nomadic schools.	500,000.00	500,000.00	-	-	0.0%	500,000.00	
051700600100 - BAUCHI STATE AGENCY FOR NOMADIC EDUCATION	Construction of 1 No. Classroom at Nomadic School Katagum Local Government	117,000,000.00	117,000,000.00	-	-	0.0%	117,000,000.00	
051700600100 - BAUCHI STATE AGENCY FOR NOMADIC EDUCATION	Renovation of Office Building at Nomadic Education Agency Bauchi	23,000,000.00	23,000,000.00	-	-	0.0%	23,000,000.00	
051700600100 - BAUCHI STATE AGENCY FOR NOMADIC EDUCATION	Renovation of classrooms for Nomadic School in Misau LGA	10,000,000.00	10,000,000.00	-	-	0.0%	10,000,000.00	
051700600100 - BAUCHI STATE AGENCY FOR NOMADIC EDUCATION	Supervision of Nomadic Schools Projects under Construction and Renovation	60,000,000.00	60,000,000.00	1,057,000.00	1,969,671.97	3.3%	58,030,328.03	
051700800100 - TEACHERS' SERVICE COMMISSION	Provision and Supply of 20 Units Office Tables, Chairs, and other Equipment	11,811,850.00	11,811,850.00	-	-	0.0%	11,811,850.00	
051700800100 - TEACHERS' SERVICE COMMISSION	Purchase of 2 nos. of Desktop Computers	4,800,000.00	4,800,000.00	607,000.00	607,000.00	12.6%	4,193,000.00	
051700800100 - TEACHERS' SERVICE COMMISSION	Purchase of 3 nos. of Computers Printers	2,250,000.00	2,250,000.00	-	-	0.0%	2,250,000.00	
051700800100 - TEACHERS' SERVICE COMMISSION	Provision of 1 no. of Photocopying Machine	1,350,000.00	1,350,000.00	-	-	0.0%	1,350,000.00	
051700800100 - TEACHERS' SERVICE COMMISSION	Purchase of 1 Unit 160 KVA Maikano Generating Set	1,500,000.00	1,500,000.00	-	-	0.0%	1,500,000.00	
051700800100 - TEACHERS' SERVICE COMMISSION	Renovation and Repairs Office Building at Teachers Service Commission	7,000,000.00	7,000,000.00	-	-	0.0%	7,000,000.00	
051700800100 - TEACHERS' SERVICE COMMISSION	Supervision of Projects and Programmes at Teachers Service Commission	500,000.00	500,000.00	-	-	0.0%	500,000.00	
052100100100 - MINISTRY OF HEALTH	Purchase of 10 Units of Ambulances for General Hospitals Across the state	500,000,000.00	500,000,000.00	5,740,000.00	9,050,000.00	1.8%	490,950,000.00	
052100100100 - MINISTRY OF HEALTH	Purchase of 10 no. Executive Tables and Chairs at SMOH Headquarters	50,000,000.00	50,000,000.00	24,133,158.61	45,867,158.61	91.7%	4,132,841.39	
052100100100 - MINISTRY OF HEALTH	Purchase of 10 no. Generator for General Hospitals & Others	250,000,000.00	250,000,000.00	-	-	0.0%	250,000,000.00	
052100100100 - MINISTRY OF HEALTH	Purchase of Medical Equipment for Specialist and General Hospitals Across the State	2,000,000,000.00	1,500,000,000.00	-	2,082,000.00	0.1%	1,497,918,000.00	
052100100100 - MINISTRY OF HEALTH	Purchase of Hospital Furniture and Beddings in all the General Hospitals	750,000,000.00	250,000,000.00	-	-	0.0%	250,000,000.00	
052100100100 - MINISTRY OF HEALTH	Procurement and Supply of Personal Protective Equipment and Materials at Ministry of Health	50,000,000.00	50,000,000.00	-	-	0.0%	50,000,000.00	
052100100100 - MINISTRY OF HEALTH	Provision of Solar Power at ministry hqt and Street Lights in Govt. Hospitals	250,000,000.00	250,000,000.00	-	-	0.0%	250,000,000.00	
052100100100 - MINISTRY OF HEALTH	Rehabilitation and Upgrading of Laboratory Sample Collection Centers	100,000,000.00	100,000,000.00	35,518,000.00	35,518,000.00	35.5%	64,482,000.00	
052100100100 - MINISTRY OF HEALTH	Establishment of Isolation Centres in Azare, ATBUTH Bauchi, IDH Bayara, Specialist Hospital Bauchi and Ge	60,000,000.00	60,000,000.00	8,235,002.64	9,335,002.64	15.6%	50,664,997.36	
052100100100 - MINISTRY OF HEALTH	Construction of Ultra-Modern Accident & Emergency and Equipping at General Hospital Toro	392,933,799.82	392,933,799.82	1,000,000.00	17,494,000.00	4.5%	375,439,799.82	
052100100100 - MINISTRY OF HEALTH	General Hospital Dass (Renovation of Hospital Complex & Staff Quarters)	39,576,405.57	39,576,405.57	-	-	0.0%	39,576,405.57	
052100100100 - MINISTRY OF HEALTH	Renovation of Snakebite Hospital @ Duguri	100,000,000.00	100,000,000.00	-	6,775,000.00	6.8%	93,225,000.00	
052100100100 - MINISTRY OF HEALTH	Upgrading of PHC sakwa to General Hospital at Zaki LGA	350,000,000.00	350,000,000.00	-	-	0.0%	350,000,000.00	
052100100100 - MINISTRY OF HEALTH	Renovation and Repairs of General Hospital Kafin Madaki	150,000,000.00	150,000,000.00	-	-	0.0%	150,000,000.00	
052100100100 - MINISTRY OF HEALTH	Construction of selected General Hospital across the state	500,000,000.00	500,000,000.00	-	32,270,386.63	6.5%	467,729,613.37	
052100100100 - MINISTRY OF HEALTH	Renovation of Gen. Hospital Gamawa and Renovation of 10 Nos. Staff Quarters	20,000,000.00	20,000,000.00	-	-	0.0%	20,000,000.00	
052100100100 - MINISTRY OF HEALTH	Construction and Provision of 10 New Staff Quarters (3- Bedroom) Gen. Hospital Kafin Madaki	45,000,000.00	45,000,000.00	-	-	0.0%	45,000,000.00	
052100100100 - MINISTRY OF HEALTH	Construction of Gen. Hospital Warji and 10 No. Staff Quarters	160,816,558.86	160,816,558.86	-	-	0.0%	160,816,558.86	
052100100100 - MINISTRY OF HEALTH	Construction of New General Hospital Misau	1,500,000,000.00	500,000,000.00	-	-	0.0%	500,000,000.00	
052100100100 - MINISTRY OF HEALTH	Construction of Ultra-Modern Accident Emergency and Equipping at General Hospital Darazo	507,500,000.00	107,500,000.00	-	-	0.0%	107,500,000.00	
052100100100 - MINISTRY OF HEALTH	Construction of Ultra-Modern Accident Emergency and Equipping at General Hospital Ningi	507,500,000.00	107,500,000.00	-	-	0.0%	107,500,000.00	



052100100100 - MINISTRY OF HEALTH	Renovation of Gen. Hospital Shira and 10 No. Staff Quarters	250,000,000.00	250,000,000.00	-	-	0.0%	250,000,000.00
052100100100 - MINISTRY OF HEALTH	Construction of Gen. Hospital Tafawa Balewa/Boto and 10 No. Staff Quarters	250,000,000.00	250,000,000.00	-	-	0.0%	250,000,000.00
052100100100 - MINISTRY OF HEALTH	Construction of General Hospital Gumau	147,808,088.56	147,808,088.56	48,267,221.59	48,267,221.59	32.7%	99,540,866.97
052100100100 - MINISTRY OF HEALTH	Construction of 5 Nos. 3- Bedroom Flat, Kitchen, Stores, Laundry and Perimeter Fencing at Gen. Hospital Gumau	49,180,031.59	49,180,031.59	-	-	0.0%	49,180,031.59
052100100100 - MINISTRY OF HEALTH	Perimeter Wall Fence and the Expansion of Primary Health Care Centre Rishi	2,619,032.74	22,619,032.74	11,133,976.73	11,133,976.73	49.2%	11,485,056.01
052100100100 - MINISTRY OF HEALTH	Renovation of Old Wing & Staff Quarters at Kirfi General Hospital	75,086,000.00	75,086,000.00	-	-	0.0%	75,086,000.00
052100100100 - MINISTRY OF HEALTH	Perimeter Fencing of some selected General Hospital across the state	500,000,000.00	500,000,000.00	-	32,532,227.40	6.5%	467,467,772.60
052100100100 - MINISTRY OF HEALTH	Construction of Ultra-Modern Accident & Emergency and Equipping at General Hospital Alkali	155,000,000.00	155,000,000.00	-	-	0.0%	155,000,000.00
052100100100 - MINISTRY OF HEALTH	Infectious Disease Hospital (IDH) at Bayara (Perimeter Fencing)	150,000,000.00	150,000,000.00	-	-	0.0%	150,000,000.00
052100100100 - MINISTRY OF HEALTH	Construction of General Hospital Jama'are	300,000,000.00	300,000,000.00	-	-	0.0%	300,000,000.00
052100100100 - MINISTRY OF HEALTH	Upgrading of Primary Health Centre Bara to General Hospital	150,000,000.00	150,000,000.00	-	-	0.0%	150,000,000.00
052100100100 - MINISTRY OF HEALTH	Specialist Hospital Bauchi (Renovation/Upgradation of Two Storey Building of 12 Apartment for House Officers)	82,253,219.07	82,253,219.07	-	-	0.0%	82,253,219.07
052100100100 - MINISTRY OF HEALTH	Construction of New Maternity Home at Unguwan Alkali, Bauchi	14,600,997.99	14,600,997.99	6,747,000.00	6,747,000.00	46.2%	7,853,997.99
052100100100 - MINISTRY OF HEALTH	Upgrading of Primary Health Centre Bulgel at T/balewa	150,000,000.00	150,000,000.00	-	-	0.0%	150,000,000.00
052100100100 - MINISTRY OF HEALTH	Provision of ICT Equipment to Improve Health Services to Support State Ministry of Health	50,000,000.00	50,000,000.00	3,953,507.82	3,953,507.82	7.9%	46,046,492.18
052100100100 - MINISTRY OF HEALTH	Construction of Female Hostels, Kitchen, Laundry, Renovation of 2 Class Rooms at ALIKO DANGOTE COLLEGE OF NURSING SCIENCE	6,738,426.28	6,738,426.28	-	-	0.0%	6,738,426.28
052100100100 - MINISTRY OF HEALTH	Construction of Class Rooms, e-library, Entrepreneurship Development Centre, CBT and Male Hostels at ALIKO DANGOTE COLLEGE OF NURSING SCIENCE	800,000,000.00	800,000,000.00	522,354,771.37	529,101,771.37	66.1%	270,898,228.63
052100100100 - MINISTRY OF HEALTH	ALIKO DANGOTE COLLEGE OF NURSING SCIENCE (Perimeter Fencing)	58,500,000.00	58,500,000.00	-	48,392,065.82	82.7%	10,107,934.18
052100100100 - MINISTRY OF HEALTH	BILL & MELINDA GATES COLLEGE OF HEALTH (Construction of 2No Hostels, 1No. Lecture Theatre, 1No. Block)	800,000,000.00	300,000,000.00	-	-	0.0%	300,000,000.00
052100100100 - MINISTRY OF HEALTH	Provision of Health Care Facilities and Equipment through the UNFPA Programmes and Project	70,000,000.00	70,000,000.00	-	-	0.0%	70,000,000.00
052100100100 - MINISTRY OF HEALTH	Health Workforce Management Activity through the Support of (USIAD) Project	41,000,000.00	41,000,000.00	-	-	0.0%	41,000,000.00
052100100100 - MINISTRY OF HEALTH	Provision of Health Infrastructure for Human Resource in Health	70,000,000.00	70,000,000.00	-	-	0.0%	70,000,000.00
052100100100 - MINISTRY OF HEALTH	Bauchi State Health Trust Fund 3% for Supervision of Projects Under Construction and Renovations	27,735,014.10	27,735,014.10	-	-	0.0%	27,735,014.10
052100100100 - MINISTRY OF HEALTH	Rehabilitation of Selected Health Centres Across the State	750,000,000.00	550,000,000.00	-	16,544,104.60	3.0%	533,455,895.40
052100100100 - MINISTRY OF HEALTH	Renovation and Repairs of Ministry of Health Building at Shadawanka for BASHMA and BAUCHI STATE HEALTH SERVICES	150,000,000.00	150,000,000.00	-	-	0.0%	150,000,000.00
052100100100 - MINISTRY OF HEALTH	Renovation of Office Building (MOH Headquarters)	150,000,000.00	150,000,000.00	-	-	0.0%	150,000,000.00
052100100100 - MINISTRY OF HEALTH	Supervision and Inspection of Health Facilities Across the State	50,000,000.00	50,000,000.00	-	-	0.0%	50,000,000.00
052100100100 - MINISTRY OF HEALTH	Supervision and Surveillance of Programmes and Projects	20,000,000.00	20,000,000.00	-	-	0.0%	20,000,000.00
052100100100 - MINISTRY OF HEALTH	Supply of Material, Advocacy and Campaign on Preventable Diseases	20,000,000.00	20,000,000.00	-	-	0.0%	20,000,000.00
052100100100 - MINISTRY OF HEALTH	Supervision and Surveillance Activities in order to Address Issues Associated with Gender/Gender Based Violence	20,000,000.00	20,000,000.00	-	-	0.0%	20,000,000.00
052100100100 - MINISTRY OF HEALTH	Purchase of 20 Nos. of Desktop Computers	25,000,000.00	25,000,000.00	-	-	0.0%	25,000,000.00
052100100100 - MINISTRY OF HEALTH	Purchase of 10 Nos. Computer Printers	5,000,000.00	5,000,000.00	-	-	0.0%	5,000,000.00
052100100100 - MINISTRY OF HEALTH	Purchase of 11 Nos Photocopier Machines	30,000,000.00	30,000,000.00	-	-	0.0%	30,000,000.00
052100100100 - MINISTRY OF HEALTH	Purchase of 11 Nos Scanner Machines	11,000,000.00	11,000,000.00	-	-	0.0%	11,000,000.00
052100100100 - MINISTRY OF HEALTH	Complete Rehabilitation and Repairs of Specialist Hospital Bauchi	12,700,000,000.00	10,700,000,000.00	2,000,000,000.00	5,150,000,000.00	48.1%	5,550,000,000.00
052100100100 - MINISTRY OF HEALTH	Construction /Provision of Residential Quarters for Health Workers at Specialist . Bauchi	3,000,000,000.00	2,000,000,000.00	1,000,000,000.00	1,000,000,000.00	50.0%	1,000,000,000.00
052100100100 - MINISTRY OF HEALTH	FOUNDATION YEAR PROGRAMME (FYP) for the Provision of Health Infrastructures. Eg. Construction of Hospitals	500,000,000.00	500,000,000.00	-	-	0.0%	500,000,000.00
052100100100 - MINISTRY OF HEALTH	Provision of HealthCare Facilities and Equipment through the Support of UNICEF Project	100,000,000.00	100,000,000.00	19,320,000.00	19,320,000.00	19.3%	80,680,000.00
052100200100 - HEALTH CONTRIBUTORY MANAGEMENT	Purchase of 5 Units Executive Chairs and Tables	2,000,000.00	2,000,000.00	-	-	0.0%	2,000,000.00
052100200100 - HEALTH CONTRIBUTORY MANAGEMENT	Purchase of 10 Laptops and 5 Desktop Computers	19,110,000.00	19,110,000.00	-	-	0.0%	19,110,000.00
052100200100 - HEALTH CONTRIBUTORY MANAGEMENT	Purchase of Printers 5 nos. for Staff	1,820,000.00	1,820,000.00	-	-	0.0%	1,820,000.00
052100200100 - HEALTH CONTRIBUTORY MANAGEMENT	Purchase of 2 no of XEROX Photocopying Machines	2,860,000.00	2,860,000.00	-	-	0.0%	2,860,000.00
052100200100 - HEALTH CONTRIBUTORY MANAGEMENT	Purchase of 3 NO Scanners	910,000.00	910,000.00	-	-	0.0%	910,000.00
052100200100 - HEALTH CONTRIBUTORY MANAGEMENT	Purchase of 1 NO OF K V A Generating Set	8,814,000.00	8,814,000.00	-	-	0.0%	8,814,000.00
052100200100 - HEALTH CONTRIBUTORY MANAGEMENT	Purchase of 10 Units Fire Extinguisher and Fighting Equipment	2,990,000.00	2,990,000.00	-	-	0.0%	2,990,000.00
052100200100 - HEALTH CONTRIBUTORY MANAGEMENT	Provision of Alternative Solar Power Equipment	6,760,000.00	6,760,000.00	650,000.00	650,000.00	9.6%	6,110,000.00
052100200100 - HEALTH CONTRIBUTORY MANAGEMENT	Procurement and Supply of Medical Equipment and Consumables for Health Care Services across the State.	1,440,000,000.00	740,000,000.00	500,000,000.00	500,000,000.00	67.6%	240,000,000.00
052100200100 - HEALTH CONTRIBUTORY MANAGEMENT	Provision of Medical and Health Equipment, Materials Consumable and Services to Improve and strengthen Health Services	13,350,000.00	13,350,000.00	-	-	0.0%	13,350,000.00
052100200100 - HEALTH CONTRIBUTORY MANAGEMENT	Acquisition of Computer software to enhance service delivery	5,000,000.00	5,000,000.00	-	-	0.0%	5,000,000.00
052100200100 - HEALTH CONTRIBUTORY MANAGEMENT	Supervision and Inspection of all accredited Projects and Programmes under Construction and Repairs by Health Services	100,500,000.00	100,500,000.00	889,990.00	889,990.00	0.9%	99,610,010.00



052100200100 - HEALTH CONTRIBUTORY MANAG	Annual Commemoration of Health Anniverseries Activities	6,000,000.00	6,000,000.00	-	-	0.0%	6,000,000.00	
052100200100 - HEALTH CONTRIBUTORY MANAG	Procurement and Provisions of Medical Equipments and Consumables through Subsidy to Supplement other	300,000,000.00	300,000,000.00	-	-	0.0%	300,000,000.00	
052100200100 - HEALTH CONTRIBUTORY MANAG	Procurement and Provision of Medical Equipments and Consumables through Bauchi State Health Trust Fund	68,886,000.00	68,886,000.00	-	-	0.0%	68,886,000.00	
052100200100 - HEALTH CONTRIBUTORY MANAG	Procurement and Provision of Medical Equipments and Consumables through the 1% LGA CONTRIBUTION	90,000,000.00	90,000,000.00	-	-	0.0%	90,000,000.00	
052100200100 - HEALTH CONTRIBUTORY MANAG	Procurement and Provision of Medical Equipments and Consumables through Federal Government Basic Hea	1,000,000,000.00	600,000,000.00	60,286,931.25	60,286,931.25	10.0%	539,713,068.75	
052100200100 - HEALTH CONTRIBUTORY MANAG	Procurement and Provision of Medical Equipments and Consumables from State Government Contribution to	375,000,000.00	375,000,000.00	-	-	0.0%	375,000,000.00	
052100200100 - HEALTH CONTRIBUTORY MANAG	Provision of Medical and Health Equipment, Materials Consumable and Services to Improve and strengtheni	5,000,000.00	5,000,000.00	-	-	0.0%	5,000,000.00	
052100300100 - PRIMARY HEALTH CARE DEVELOPM	Procurement of 25 Laptop computers for Data Officers State and LGAs	8,000,000.00	8,000,000.00	-	-	0.0%	8,000,000.00	
052100300100 - PRIMARY HEALTH CARE DEVELOPM	Purchase of 1 unit vehicle of Toyota Hilux at SPHCDA	65,000,000.00	65,000,000.00	-	-	0.0%	65,000,000.00	
052100300100 - PRIMARY HEALTH CARE DEVELOPM	Procurement of Furniture and ICT Gadget at SPHCDA HQ	100,000,000.00	100,000,000.00	-	-	0.0%	100,000,000.00	
052100300100 - PRIMARY HEALTH CARE DEVELOPM	Procurement of Medical Equipments and beddings for PHC Gamawa LGA	39,000,000.00	39,000,000.00	-	20,000,000.00	51.3%	19,000,000.00	
052100300100 - PRIMARY HEALTH CARE DEVELOPM	Procurement of Medical Equipments and beddings for PHC Itas Gadau LGA	39,000,000.00	39,000,000.00	-	20,000,000.00	51.3%	19,000,000.00	
052100300100 - PRIMARY HEALTH CARE DEVELOPM	Procurement of Medical Equipments and beddings for PHC Katagum LGA	39,000,000.00	39,000,000.00	-	20,000,000.00	51.3%	19,000,000.00	
052100300100 - PRIMARY HEALTH CARE DEVELOPM	Procurement of Medical Equipments and beddings for PHC Ningi LGA	39,000,000.00	39,000,000.00	-	20,000,000.00	51.3%	19,000,000.00	
052100300100 - PRIMARY HEALTH CARE DEVELOPM	Procurement of Medical Equipments and beddings for PHC Misau LGA	39,000,000.00	39,000,000.00	-	20,000,000.00	51.3%	19,000,000.00	
052100300100 - PRIMARY HEALTH CARE DEVELOPM	Procurement of Medical Equipments and beddings for PHC Ganjuwa LGA	39,000,000.00	39,000,000.00	-	20,000,000.00	51.3%	19,000,000.00	
052100300100 - PRIMARY HEALTH CARE DEVELOPM	Procurement of Medical Equipments and beddings for PHC Alkali LGA	39,000,000.00	39,000,000.00	-	20,000,000.00	51.3%	19,000,000.00	
052100300100 - PRIMARY HEALTH CARE DEVELOPM	Procurement of Medical Equipments and beddings for PHC Toro LGA	39,000,000.00	39,000,000.00	-	20,000,000.00	51.3%	19,000,000.00	
052100300100 - PRIMARY HEALTH CARE DEVELOPM	Procurement of Medical Equipments and beddings for PHC Tafawa Balewa LGA	39,000,000.00	39,000,000.00	-	20,000,000.00	51.3%	19,000,000.00	
052100300100 - PRIMARY HEALTH CARE DEVELOPM	Procurement of Infection Prevention and Control Equipment and Materials at Primary Health Care Developm	10,000,000.00	10,000,000.00	-	-	0.0%	10,000,000.00	
052100300100 - PRIMARY HEALTH CARE DEVELOPM	Procurement of Testing Kits and Equipment by Primary Health Care Board Bauchi	6,500,000.00	6,500,000.00	-	-	0.0%	6,500,000.00	
052100300100 - PRIMARY HEALTH CARE DEVELOPM	Parameter fencing of Primary Health Center at PHC the Shira LGA	40,000,000.00	40,000,000.00	-	-	0.0%	40,000,000.00	
052100300100 - PRIMARY HEALTH CARE DEVELOPM	Parameter fencing of Primary Health Center at the PHC Dambam LGA	40,000,000.00	40,000,000.00	-	-	0.0%	40,000,000.00	
052100300100 - PRIMARY HEALTH CARE DEVELOPM	Parameter fencing of Primary Health Center at the PHC Dass LGA	40,000,000.00	40,000,000.00	-	-	0.0%	40,000,000.00	
052100300100 - PRIMARY HEALTH CARE DEVELOPM	Construction of an additional Primary Health Care Centre at Bauchi LGA	100,000,000.00	100,000,000.00	-	50,000,000.00	50.0%	50,000,000.00	
052100300100 - PRIMARY HEALTH CARE DEVELOPM	Construction of an additional Primary Health Care Centre at Kirfi LGA	100,000,000.00	100,000,000.00	-	50,000,000.00	50.0%	50,000,000.00	
052100300100 - PRIMARY HEALTH CARE DEVELOPM	Construction of an additional Primary Health Care Centre at Bogoro LGA	100,000,000.00	100,000,000.00	-	50,000,000.00	50.0%	50,000,000.00	
052100300100 - PRIMARY HEALTH CARE DEVELOPM	Construction of an additional Primary Health Care Centre at Alkali LGA	100,000,000.00	100,000,000.00	-	50,000,000.00	50.0%	50,000,000.00	
052100300100 - PRIMARY HEALTH CARE DEVELOPM	Construction of an additional Primary Health Care Centre at Zaki LGA	100,000,000.00	100,000,000.00	-	50,000,000.00	50.0%	50,000,000.00	
052100300100 - PRIMARY HEALTH CARE DEVELOPM	Construction of an additional Primary Health Care Centre at Jama'are LGA	100,000,000.00	100,000,000.00	-	50,000,000.00	50.0%	50,000,000.00	
052100300100 - PRIMARY HEALTH CARE DEVELOPM	Construction of an additional Primary Health Care Centre at Shira LGA	100,000,000.00	100,000,000.00	-	50,000,000.00	50.0%	50,000,000.00	
052100300100 - PRIMARY HEALTH CARE DEVELOPM	Construction of an additional Primary Health Care Centre at Darazo LGA	100,000,000.00	100,000,000.00	-	50,000,000.00	50.0%	50,000,000.00	
052100300100 - PRIMARY HEALTH CARE DEVELOPM	Construction of an additional Primary Health Care Centre at Warji LGA	100,000,000.00	100,000,000.00	-	50,000,000.00	50.0%	50,000,000.00	
052100300100 - PRIMARY HEALTH CARE DEVELOPM	Construction of an additional Primary Health Care Centre at Danbam LGA	100,000,000.00	100,000,000.00	-	50,000,000.00	50.0%	50,000,000.00	
052100300100 - PRIMARY HEALTH CARE DEVELOPM	Provision of Water and Sanitary Facilities at PHC Bauchi LGA	15,000,000.00	15,000,000.00	-	-	0.0%	15,000,000.00	
052100300100 - PRIMARY HEALTH CARE DEVELOPM	Provision of Water and Sanitary Facilities at PHC Tafawa Balewa LGA	15,000,000.00	15,000,000.00	-	-	0.0%	15,000,000.00	
052100300100 - PRIMARY HEALTH CARE DEVELOPM	Provision of Water and Sanitary Facilities at PHC Bogoro LGA	15,000,000.00	15,000,000.00	-	-	0.0%	15,000,000.00	
052100300100 - PRIMARY HEALTH CARE DEVELOPM	Provision of Water and Sanitary Facilities at PHC Toro LGA	15,000,000.00	15,000,000.00	-	-	0.0%	15,000,000.00	
052100300100 - PRIMARY HEALTH CARE DEVELOPM	Provision of Water and Sanitary Facilities at PHC Itas Gadau LGA	15,000,000.00	15,000,000.00	-	-	0.0%	15,000,000.00	
052100300100 - PRIMARY HEALTH CARE DEVELOPM	Provision of Water and Sanitary Facilities at PHC Dambam LGA	15,000,000.00	15,000,000.00	-	-	0.0%	15,000,000.00	
052100300100 - PRIMARY HEALTH CARE DEVELOPM	Provision of Water and Sanitary Facilities at PHC Ningi LGA	15,000,000.00	15,000,000.00	-	-	0.0%	15,000,000.00	
052100300100 - PRIMARY HEALTH CARE DEVELOPM	Provision of Water and Sanitary Facilities at PHC Ganjuwa LGA	15,000,000.00	15,000,000.00	-	-	0.0%	15,000,000.00	
052100300100 - PRIMARY HEALTH CARE DEVELOPM	Provision of Water and Sanitary Facilities at PHC Warji LGA	15,000,000.00	15,000,000.00	-	-	0.0%	15,000,000.00	
052100300100 - PRIMARY HEALTH CARE DEVELOPM	Provision of Water and Sanitary Facilities at PHC Kirfi LGA	15,000,000.00	15,000,000.00	-	-	0.0%	15,000,000.00	
052100300100 - PRIMARY HEALTH CARE DEVELOPM	Renovation of Zonal PHC Office at Bauchi LGA	40,000,000.00	40,000,000.00	-	-	0.0%	40,000,000.00	
052100300100 - PRIMARY HEALTH CARE DEVELOPM	Renovation of Zonal PHC Office at Ningi LGA	30,000,000.00	30,000,000.00	-	-	0.0%	30,000,000.00	
052100300100 - PRIMARY HEALTH CARE DEVELOPM	Renovation of Zonal PHC Office at Katagum	30,000,000.00	30,000,000.00	-	-	0.0%	30,000,000.00	
052100300100 - PRIMARY HEALTH CARE DEVELOPM	Construction of Immunization shades at PHC Center Gamawa LGA	10,000,000.00	10,000,000.00	-	8,242,097.68	82.4%	1,757,902.32	
052100300100 - PRIMARY HEALTH CARE DEVELOPM	Construction of Immunization shades at PHC Center Darazo LGA	10,000,000.00	10,000,000.00	-	2,956,004.39	29.6%	7,043,995.61	
052100300100 - PRIMARY HEALTH CARE DEVELOPM	Construction of Immunization shades at PHC Center Dass LGA	10,000,000.00	10,000,000.00	-	-	0.0%	10,000,000.00	



052100300100 - PRIMARY HEALTH CARE DEVELOPM	Surveillance and Disease Outbreak Prevention and Response Activities by SPHCB	250,000,000.00	250,000,000.00	59,888,912.00	91,850,462.00	36.7%	158,149,538.00
052100300100 - PRIMARY HEALTH CARE DEVELOPM	Comemorations of Biannual Maternal and New Child Health Week (MNCH)	170,000,000.00	170,000,000.00	-	-	0.0%	170,000,000.00
052100300100 - PRIMARY HEALTH CARE DEVELOPM	Procurement of Family Planning Commodities and medical consumables	150,000,000.00	150,000,000.00	-	-	0.0%	150,000,000.00
052100300100 - PRIMARY HEALTH CARE DEVELOPM	Procurement of Medical Equipment, Drugs and Consumables for School Health Services by SPHCB	8,000,000.00	8,000,000.00	-	-	0.0%	8,000,000.00
052100300100 - PRIMARY HEALTH CARE DEVELOPM	Printing of 1500 copies of Quality of Care and Maternal Perinatal Diseases and Surveillance Responses Star	4,000,000.00	4,000,000.00	-	-	0.0%	4,000,000.00
052100300100 - PRIMARY HEALTH CARE DEVELOPM	Contribution of Local Government Council in Health Services to SPHCB	50,000,000.00	50,000,000.00	12,000,000.00	12,000,000.00	24.0%	38,000,000.00
052100300100 - PRIMARY HEALTH CARE DEVELOPM	Basic Health Care Provision Funds Contr. to Primary Health Care Dev. Agency	1,060,000,000.00	560,000,000.00	14,414,000.00	14,414,000.00	2.6%	545,586,000.00
052100300100 - PRIMARY HEALTH CARE DEVELOPM	UNICEF - Support to (Nutrition, CMAM, MNCH, Immunization, IMCI, FP and Soc. Mobilization)	500,000,000.00	500,000,000.00	100,922,074.90	100,922,074.90	20.2%	399,077,925.10
052100300100 - PRIMARY HEALTH CARE DEVELOPM	Advancing Nutrition Project (USAID) for the Provision of Nutrition Supplement	70,000,000.00	70,000,000.00	-	-	0.0%	70,000,000.00
052100300100 - PRIMARY HEALTH CARE DEVELOPM	Family Health International Project FHI 360 for the Provision of Multiple Micro-Nutrient Supplement.	300,000,000.00	300,000,000.00	-	-	0.0%	300,000,000.00
052100300100 - PRIMARY HEALTH CARE DEVELOPM	Immunization Plus Malaria Progress Accelerating Coverage and Transformation Services (IMPACT) Project f	6,700,000,000.00	6,700,000,000.00	3,350,000,000.00	4,350,000,000.00	64.9%	2,350,000,000.00
052100300100 - PRIMARY HEALTH CARE DEVELOPM	Global Health Supply Chains - Procurement Supply Management (GHSC-PSM (USAID) Project for Provision of	500,000,000.00	500,000,000.00	125,321,940.00	125,321,940.00	25.1%	374,678,060.00
052100300100 - PRIMARY HEALTH CARE DEVELOPM	Basic Health Care Prov. Funds Contr. to Primary Health Care Dev. Agency	250,000,000.00	250,000,000.00	-	-	0.0%	250,000,000.00
052100300100 - PRIMARY HEALTH CARE DEVELOPM	Upgrade of Majiya Health Posts to Primary Health Centre in Itas Gadau LGA.	50,000,000.00	50,000,000.00	-	-	0.0%	50,000,000.00
052100300100 - PRIMARY HEALTH CARE DEVELOPM	Upgrade of Kafin Liman Health Posts to Primary Health Centre in Ganjuwa LGA.	50,000,000.00	50,000,000.00	-	-	0.0%	50,000,000.00
052100300100 - PRIMARY HEALTH CARE DEVELOPM	Upgrade of Digare Health Posts to Primary Health Centre in Alkaleri LGA.	50,000,000.00	50,000,000.00	-	-	0.0%	50,000,000.00
052100300100 - PRIMARY HEALTH CARE DEVELOPM	Upgrade of Buzaye Health Posts to Primary Health Centre in Bauchi LGA.	50,000,000.00	50,000,000.00	-	-	0.0%	50,000,000.00
052100300100 - PRIMARY HEALTH CARE DEVELOPM	Improvement and strengthening PHCs program (PHC MoU) state Counterpart	872,361,636.88	872,361,636.88	191,537,800.00	511,537,800.00	58.6%	360,823,836.88
052100300100 - PRIMARY HEALTH CARE DEVELOPM	Monitoring, Supervision and Inspection of health Projects under Construction and Renovation by Primary H	50,000,000.00	50,000,000.00	-	-	0.0%	50,000,000.00
052100300100 - PRIMARY HEALTH CARE DEVELOPM	Clinton Health Access Initiative (CHAI) Support for the Provision of Zinc/ORS	150,000,000.00	150,000,000.00	35,500,000.00	35,500,000.00	23.7%	114,500,000.00
052100300100 - PRIMARY HEALTH CARE DEVELOPM	United Nations Fund for Population Activities Project (UNFPA) Programmes for the Support in the Provision	150,000,000.00	150,000,000.00	-	-	0.0%	150,000,000.00
052100300100 - PRIMARY HEALTH CARE DEVELOPM	PLAN International Aspire Project for the Support in the Reproductive Health in Provision of Family Planning	1,000,000,000.00	500,000,000.00	-	-	0.0%	500,000,000.00
052100300100 - PRIMARY HEALTH CARE DEVELOPM	Society for Family Health (SFH) for the Provision of Family Planning Commodity	50,000,000.00	50,000,000.00	-	-	0.0%	50,000,000.00
052100300100 - PRIMARY HEALTH CARE DEVELOPM	ARIN Project for the Support in the Provision of Nutrition Commodities.	50,000,000.00	50,000,000.00	-	-	0.0%	50,000,000.00
052110200100 - HOSPITALS MANAGEMENT BOARD	Renovation and Upgrading of Primary HealthCare to Cottage Hospital Beni Kirfi LGA	50,000,000.00	50,000,000.00	-	-	0.0%	50,000,000.00
052110200100 - HOSPITALS MANAGEMENT BOARD	Renovation and Repairs of General Hospital Giade	50,000,000.00	50,000,000.00	-	-	0.0%	50,000,000.00
052110200100 - HOSPITALS MANAGEMENT BOARD	Renovation and Repairs of General Hospital Jamaare Resident Doctors Quarters	50,000,000.00	50,000,000.00	-	-	0.0%	50,000,000.00
052110200100 - HOSPITALS MANAGEMENT BOARD	REHABILITATION / REPAIRS AND RENOVATION OF 3 NO. OF RESIDENCE DOCTORS QUARTERS	28,500,000.00	28,500,000.00	-	-	0.0%	28,500,000.00
052110200100 - HOSPITALS MANAGEMENT BOARD	Renovation of 2no. Three bedroom flat and 1no. lowcost block @ General Hospital Tafawa Balewa	76,000,000.00	76,000,000.00	-	-	0.0%	76,000,000.00
052110200100 - HOSPITALS MANAGEMENT BOARD	Renovation of 2no. Three bedroom flat and 1no. lowcost block @ General Hospital Ningi	76,000,000.00	76,000,000.00	-	-	0.0%	76,000,000.00
052110200100 - HOSPITALS MANAGEMENT BOARD	Renovation of 2no. Three bedroom flat and 1no. lowcost block @ General Hospital Shira	76,000,000.00	76,000,000.00	-	-	0.0%	76,000,000.00
052110200100 - HOSPITALS MANAGEMENT BOARD	REHABILITATION AND UPGRADING OF 2 NO. GENERAL HOSPITAL	300,000,000.00	300,000,000.00	-	-	0.0%	300,000,000.00
052110200100 - HOSPITALS MANAGEMENT BOARD	Renovation of Hospital Complex at General Hospital Tafawa/Balewa	20,000,000.00	20,000,000.00	-	-	0.0%	20,000,000.00
052110200100 - HOSPITALS MANAGEMENT BOARD	Renovation of Hospital Complex at General Hospital Ningi	80,000,000.00	80,000,000.00	-	-	0.0%	80,000,000.00
052110200100 - HOSPITALS MANAGEMENT BOARD	Renovation of Hospital Complex at General Hospital Shira	30,000,000.00	30,000,000.00	-	-	0.0%	30,000,000.00
052110200100 - HOSPITALS MANAGEMENT BOARD	Repairs of Hospitals and Medical equipment	190,000,000.00	190,000,000.00	-	-	0.0%	190,000,000.00
052110200100 - HOSPITALS MANAGEMENT BOARD	Procurement of 2 no. X-ray machines	300,000,000.00	300,000,000.00	-	-	0.0%	300,000,000.00
052110200100 - HOSPITALS MANAGEMENT BOARD	Supervision/Inspection of health Facilities Across the State	65,000,000.00	65,000,000.00	10,000,000.00	19,500,000.00	30.0%	45,500,000.00
052110200100 - HOSPITALS MANAGEMENT BOARD	Provision of ICT equipment to improve health Services	70,000,000.00	70,000,000.00	-	-	0.0%	70,000,000.00
052110200100 - HOSPITALS MANAGEMENT BOARD	procurement and provision of ICT equipment to some selected general hospitals	50,000,000.00	50,000,000.00	-	-	0.0%	50,000,000.00
052110200100 - HOSPITALS MANAGEMENT BOARD	Acquisition of Computer software to enhance service delivery	16,000,000.00	16,000,000.00	-	-	0.0%	16,000,000.00
052110200100 - HOSPITALS MANAGEMENT BOARD	Renovation of General Hospital Complex/Quarters Kirfi	75,000,000.00	75,000,000.00	-	-	0.0%	75,000,000.00
052110200100 - HOSPITALS MANAGEMENT BOARD	Renovation of Infectious Disease Hospital (IDH), Complex and Quarters Bayara	80,000,000.00	80,000,000.00	-	-	0.0%	80,000,000.00
052110200100 - HOSPITALS MANAGEMENT BOARD	Women and Children Hospital Bauchi Renovation and Expansion	150,000,000.00	150,000,000.00	-	-	0.0%	150,000,000.00
052110200100 - HOSPITALS MANAGEMENT BOARD	Renovation and Repairs of General Hospital Darazo Complex/Quarters	85,000,000.00	85,000,000.00	-	-	0.0%	85,000,000.00
052110200100 - HOSPITALS MANAGEMENT BOARD	Renovation of 6 no. Hospital Complexes across 10 secondary Health Facilities	500,000,000.00	500,000,000.00	-	-	0.0%	500,000,000.00
052110200100 - HOSPITALS MANAGEMENT BOARD	Renovation of 2no. Three bedroom bungalows and 1 no. lowcost block across 6 secondary health facilities	250,000,000.00	250,000,000.00	-	-	0.0%	250,000,000.00
052110200100 - HOSPITALS MANAGEMENT BOARD	Procurement of 6 no. X-ray machines	300,000,000.00	300,000,000.00	-	-	0.0%	300,000,000.00
052110200100 - HOSPITALS MANAGEMENT BOARD	Procurement of Medical and Health Equipment	200,000,000.00	200,000,000.00	-	-	0.0%	200,000,000.00
052110400100 - ALIKO DANGOTE COLLEGE OF NURS	Provision of 25 Units Tables, Chairs for the Staff of the College	17,500,000.00	17,500,000.00	-	1,195,000.00	6.8%	16,305,000.00



052110400100 - ALIKO DANGOTE COLLEGE OF NURS	Purchase of 10 no. Computers	18,000,000.00	18,000,000.00	-	2,698,000.00	15.0%	15,302,000.00	
052110400100 - ALIKO DANGOTE COLLEGE OF NURS	Purchase of Residential Buildings to principal officers	12,000,000.00	12,000,000.00	-	-	0.0%	12,000,000.00	
052110400100 - ALIKO DANGOTE COLLEGE OF NURS	Purchase of Instructional Materials for Aliko Dangote College of Nursing, Bauchi	15,000,000.00	15,000,000.00	-	2,025,500.00	13.5%	12,974,500.00	
052110400100 - ALIKO DANGOTE COLLEGE OF NURS	Construction and Provision of Office Building at Aliko Dangote College of Nursing, Bauchi	35,000,000.00	35,000,000.00	-	-	0.0%	35,000,000.00	
052110400100 - ALIKO DANGOTE COLLEGE OF NURS	Construction School Clinic at Aliko Dangote College of Nursing, Bauchi	25,000,000.00	25,000,000.00	8,465,328.75	8,465,328.75	33.9%	16,534,671.25	
052110400100 - ALIKO DANGOTE COLLEGE OF NURS	Construction and Provision of e-Library at Aliko Dangote College of Nursing Bauchi	10,000,000.00	10,000,000.00	-	-	0.0%	10,000,000.00	
052110400100 - ALIKO DANGOTE COLLEGE OF NURS	Construction of Power Generating house at Aliko Dangote College of Nursing Bauchi	3,000,000.00	3,000,000.00	-	-	0.0%	3,000,000.00	
052110400100 - ALIKO DANGOTE COLLEGE OF NURS	procurement and provision of ICT equipment to the College at Aliko Dangote College of Nursing Bauchi	27,000,000.00	27,000,000.00	-	1,000,000.00	3.7%	26,000,000.00	
052110400100 - ALIKO DANGOTE COLLEGE OF NURS	Rehabilitation of 2 no. block of classroom	68,000,000.00	68,000,000.00	-	-	0.0%	68,000,000.00	
052110400100 - ALIKO DANGOTE COLLEGE OF NURS	Rehabilitation of administrative Office Building	61,000,000.00	61,000,000.00	-	-	0.0%	61,000,000.00	
052110600100 - BILL AND MELINDA GATE COLLEGE	provision of 5 Units Office Chairs and Tables at the College of Health Technology Ningi	2,000,000.00	2,000,000.00	-	-	0.0%	2,000,000.00	
052110600100 - BILL AND MELINDA GATE COLLEGE	Purchase of 4 no. Computer Printer with Scanners at College of Health Technology Ningi	2,000,000.00	2,000,000.00	-	-	0.0%	2,000,000.00	
052110600100 - BILL AND MELINDA GATE COLLEGE	procurement of Medical Equipment and beddings at College of Health Technology Ningi	40,000,000.00	40,000,000.00	-	-	0.0%	40,000,000.00	
052110600100 - BILL AND MELINDA GATE COLLEGE	Purchase of instructional materials at College of Health Technology Ningi	5,000,000.00	5,000,000.00	-	-	0.0%	5,000,000.00	
052110600100 - BILL AND MELINDA GATE COLLEGE	Purchase of assorted Library Books and e-learning equipment	10,000,000.00	10,000,000.00	-	-	0.0%	10,000,000.00	
052110600100 - BILL AND MELINDA GATE COLLEGE	Purchase of sporting wears and kits at College of Health Technology Ningi	3,000,000.00	3,000,000.00	-	-	0.0%	3,000,000.00	
052110600100 - BILL AND MELINDA GATE COLLEGE	Construction of administrative Office Building at College of Health Technology Ningi	50,000,000.00	50,000,000.00	15,000,000.00	39,980,000.00	80.0%	10,020,000.00	
052110600100 - BILL AND MELINDA GATE COLLEGE	Construction/ Provision of Residential Building for junior staff	10,000,000.00	10,000,000.00	-	-	0.0%	10,000,000.00	
052110600100 - BILL AND MELINDA GATE COLLEGE	Construction of school health Clinic at College of Health Technology Ningi	50,000,000.00	50,000,000.00	-	-	0.0%	50,000,000.00	
052110600100 - BILL AND MELINDA GATE COLLEGE	Construction and Provision of 10 nos. of additional classrooms at College of Health Technology Ningi	50,000,000.00	50,000,000.00	-	-	0.0%	50,000,000.00	
052110600100 - BILL AND MELINDA GATE COLLEGE	Provision of ICT facilities at College of Health Technology Ningi	13,000,000.00	13,000,000.00	-	-	0.0%	13,000,000.00	
052110600100 - BILL AND MELINDA GATE COLLEGE	Supervision and Inspection of Projects under Construction and Renovation at College of Health Technology	15,000,000.00	15,000,000.00	-	-	0.0%	15,000,000.00	
052111300100 - DRUGS MANAGEMENT AND MEDICA	Purchase of 8. no. executive tables and Chairs	1,500,000.00	1,500,000.00	-	-	0.0%	1,500,000.00	
052111300100 - DRUGS MANAGEMENT AND MEDICA	Purchase of 4 no. laptops and 3 no. desktop Computers	5,000,000.00	5,000,000.00	-	-	0.0%	5,000,000.00	
052111300100 - DRUGS MANAGEMENT AND MEDICA	Purchase of 2 no. Computer Printers	2,500,000.00	2,500,000.00	-	-	0.0%	2,500,000.00	
052111300100 - DRUGS MANAGEMENT AND MEDICA	Purchase of 1 no. Photocopying Machine	2,000,000.00	2,000,000.00	-	-	0.0%	2,000,000.00	
052111300100 - DRUGS MANAGEMENT AND MEDICA	Purchase of 4 no. Scanners	2,000,000.00	2,000,000.00	-	-	0.0%	2,000,000.00	
052111300100 - DRUGS MANAGEMENT AND MEDICA	purchase of 1 no. Shredding Machine	500,000.00	500,000.00	-	-	0.0%	500,000.00	
052111300100 - DRUGS MANAGEMENT AND MEDICA	Purchase of 1 no of Power Generating Set 3 (33KVA)	9,000,000.00	9,000,000.00	-	-	0.0%	9,000,000.00	
052111300100 - DRUGS MANAGEMENT AND MEDICA	Purchase of 10 no of Fire Extinguisher Equipments	1,500,000.00	1,500,000.00	-	-	0.0%	1,500,000.00	
052111300100 - DRUGS MANAGEMENT AND MEDICA	Purchase of 6 Deep Thermotool Referegrators	1,500,000.00	1,500,000.00	-	-	0.0%	1,500,000.00	
052111300100 - DRUGS MANAGEMENT AND MEDICA	Construction of DMMA Corporate Office Building	200,000,000.00	200,000,000.00	-	-	0.0%	200,000,000.00	
052111300100 - DRUGS MANAGEMENT AND MEDICA	Construction of Drug Store Complex for DMMA	200,000,000.00	200,000,000.00	-	-	0.0%	200,000,000.00	
052111300100 - DRUGS MANAGEMENT AND MEDICA	Purchase of Medical Equipment for DMMA	40,000,000.00	40,000,000.00	-	-	0.0%	40,000,000.00	
052111500100 - SPECIALIST HOSPITAL BAUCHI	Purchase of 100 Units Executive Chairs and Tables for the Staff	30,000,000.00	30,000,000.00	675,000.00	1,345,000.00	4.5%	28,655,000.00	
052111500100 - SPECIALIST HOSPITAL BAUCHI	Purchase of 2 Units Anasethetic Machines at Specialist Hospital	40,000,000.00	40,000,000.00	269,300.00	269,300.00	0.7%	39,730,700.00	
052111500100 - SPECIALIST HOSPITAL BAUCHI	Purchase of other Medical Equipment for Specialist Hospital Bauchi	550,000,000.00	550,000,000.00	-	10,343,000.00	1.9%	539,657,000.00	
052111500100 - SPECIALIST HOSPITAL BAUCHI	Provision of Cold Room and Facilities at Specialist Hospital	20,000,000.00	20,000,000.00	-	-	0.0%	20,000,000.00	
052111500100 - SPECIALIST HOSPITAL BAUCHI	Building of Immunization Shades at Specialist Hospital	20,000,000.00	20,000,000.00	-	-	0.0%	20,000,000.00	
052111500100 - SPECIALIST HOSPITAL BAUCHI	Purchase of Medical Equipment for Specialist Hospital Bauchi	20,000,000.00	20,000,000.00	-	1,715,000.00	8.6%	18,285,000.00	
052111500100 - SPECIALIST HOSPITAL BAUCHI	Renovation of Housemanship Quarters at Specialist Hospital	120,000,000.00	120,000,000.00	-	-	0.0%	120,000,000.00	
052111500100 - SPECIALIST HOSPITAL BAUCHI	Renovation 3 no of senior Staff Quarters	100,000,000.00	100,000,000.00	-	-	0.0%	100,000,000.00	
052111500100 - SPECIALIST HOSPITAL BAUCHI	Rehabilitation and Repairs of Administrative Building at Specialist Hospital	80,000,000.00	80,000,000.00	-	-	0.0%	80,000,000.00	
052111500100 - SPECIALIST HOSPITAL BAUCHI	General Renovation of Specialist Hospital	350,000,000.00	350,000,000.00	-	-	0.0%	350,000,000.00	
052111600100 - BAUCHI STATE AGENCY FOR THE C	Local Government Contribution to BACATMA on the fight against HIV and TB	75,000,000.00	75,000,000.00	-	9,975,000.00	13.3%	65,025,000.00	
052111600100 - BAUCHI STATE AGENCY FOR THE C	Renovation of DOT office in Bayara	10,000,000.00	20,000,000.00	-	13,436,000.00	67.2%	6,564,000.00	
052111600100 - BAUCHI STATE AGENCY FOR THE C	Renovation of TBLC Shade in Bauchi,Misau and Azare	3,500,000.00	3,500,000.00	-	-	0.0%	3,500,000.00	
052111600100 - BAUCHI STATE AGENCY FOR THE C	Operational Research on AIDS,TB,Hepatitis and Malaria	7,500,000.00	7,500,000.00	-	-	0.0%	7,500,000.00	
052111600100 - BAUCHI STATE AGENCY FOR THE C	Supervision and Inspection of BACATMA Programmes and Projects	15,000,000.00	15,000,000.00	-	-	0.0%	15,000,000.00	
052111600100 - BAUCHI STATE AGENCY FOR THE C	Purchase of 10(Unit) of Motor Cycles for 10 LGA TBL Supervisors.	5,000,000.00	5,000,000.00	-	-	0.0%	5,000,000.00	



052111600100 - BAUCHI STATE AGENCY FOR THE C	Purchase of 10 Units Executive Tables and Chairs for BACATMA Office	5,000,000.00	5,000,000.00	-	-	0.0%	5,000,000.00	
052111600100 - BAUCHI STATE AGENCY FOR THE C	PURCHASE OF COMPUTERS 10 (Unit) OF LAPTOPS	15,000,000.00	15,000,000.00	-	-	0.0%	15,000,000.00	
052111600100 - BAUCHI STATE AGENCY FOR THE C	Purchase of Health and Medical Equipment for BACATMA Programmes and Projects.(HIV,TB, Leprosy & Ma	70,000,000.00	70,000,000.00	-	-	0.0%	70,000,000.00	
052111600100 - BAUCHI STATE AGENCY FOR THE C	State Commitments for the Conduct of Seasonal Malaria Chemo preventions in 20 LGAs	50,000,000.00	50,000,000.00	-	-	0.0%	50,000,000.00	
052111600100 - BAUCHI STATE AGENCY FOR THE C	Contribution from Health Trust Fund for control of Malaria and Infant Mortality	40,000,000.00	40,000,000.00	-	-	0.0%	40,000,000.00	
052111600100 - BAUCHI STATE AGENCY FOR THE C	PURCHASE of TB, PCR & Gene-Xpert Machine for TB Screening (2 Units)	100,000,000.00	100,000,000.00	-	-	0.0%	100,000,000.00	
052111700100 - BAUCHI STATE HEALTH TRUST FUNI	Purchase of 3 NO Monitoring Vehicles	225,000,000.00	225,000,000.00	-	-	0.0%	225,000,000.00	
052111700100 - BAUCHI STATE HEALTH TRUST FUNI	Purchase of 25 Units Executive Table and Chairs	20,000,000.00	20,000,000.00	-	-	0.0%	20,000,000.00	
052111700100 - BAUCHI STATE HEALTH TRUST FUNI	Purchase of 6 NO Laptop and 8 Desktop Computers	5,000,000.00	5,000,000.00	-	-	0.0%	5,000,000.00	
052111700100 - BAUCHI STATE HEALTH TRUST FUNI	Purchase of 8 no of Computer Printers	3,000,000.00	3,000,000.00	-	-	0.0%	3,000,000.00	
052111700100 - BAUCHI STATE HEALTH TRUST FUNI	Purchase of 1 no Photocopying Machines	2,800,000.00	2,800,000.00	2,060,000.00	2,060,000.00	73.6%	740,000.00	
052111700100 - BAUCHI STATE HEALTH TRUST FUNI	Purchase of 7 no of Scanners	1,500,000.00	1,500,000.00	-	-	0.0%	1,500,000.00	
052111700100 - BAUCHI STATE HEALTH TRUST FUNI	Purchase of 5 no Sound proof KVA Generator Set	150,000,000.00	150,000,000.00	-	-	0.0%	150,000,000.00	
052111700100 - BAUCHI STATE HEALTH TRUST FUNI	Purchase of Medical Equipment and Bedings for Distribution to Hospitals	425,070,820.00	425,070,820.00	107,620,000.00	238,932,000.00	56.2%	186,138,820.00	
052111700100 - BAUCHI STATE HEALTH TRUST FUNI	Purchase of 10 no Fire Extinguisher Equipment	10,000,000.00	10,000,000.00	-	-	0.0%	10,000,000.00	
052111700100 - BAUCHI STATE HEALTH TRUST FUNI	Rehabilitation of Health Centres Across the State	500,000,000.00	500,000,000.00	36,050,000.00	36,050,000.00	7.2%	463,950,000.00	
052111700100 - BAUCHI STATE HEALTH TRUST FUNI	Rehabilitation Corporate Office Buildings	100,000,000.00	100,000,000.00	-	-	0.0%	100,000,000.00	
052111700100 - BAUCHI STATE HEALTH TRUST FUNI	Improvement and strengthening of Health insurance	45,000,000.00	45,000,000.00	27,047,336.00	34,827,336.00	77.4%	10,172,664.00	
052111700100 - BAUCHI STATE HEALTH TRUST FUNI	Supervision and Inspection of all accredited Bauchi State Health Trust Projects and Programmes under Con	164,800,000.00	164,800,000.00	18,364,000.00	33,624,000.00	20.4%	131,176,000.00	
052111700100 - BAUCHI STATE HEALTH TRUST FUNI	Bauchi State Health Trust Fund Supervision,Monitoring and Evaluation Project	35,000,000.00	35,000,000.00	3,260,000.00	9,232,000.00	26.4%	25,768,000.00	
052111700100 - BAUCHI STATE HEALTH TRUST FUNI	Rehabilitation and Repairs of Corporate Office Buildings at Bauchi	200,000,000.00	200,000,000.00	-	3,868,000.00	1.9%	196,132,000.00	
053900100100 - MINISTRY OF YOUTH AND SPORTS	Purchase and Acquisition of Lands for Building of Recreational and Sporting Facilities	50,000,000.00	50,000,000.00	9,070,000.00	9,070,000.00	18.1%	40,930,000.00	
053900100100 - MINISTRY OF YOUTH AND SPORTS	Purchase of 7 Units Executive Tables and Chairs for Principals Officers	5,000,000.00	5,000,000.00	-	-	0.0%	5,000,000.00	
053900100100 - MINISTRY OF YOUTH AND SPORTS	Purchase of sporting wears and Kits	30,000,000.00	30,000,000.00	-	-	0.0%	30,000,000.00	
053900100100 - MINISTRY OF YOUTH AND SPORTS	Constructions/ Provision of Skill Acquisition Centres for Youths Across the State.	35,000,000.00	35,000,000.00	-	-	0.0%	35,000,000.00	
053900100100 - MINISTRY OF YOUTH AND SPORTS	Const. and Provision of Sporting Facilities in Location that are Densely Populated by Youth Across the State.	65,000,000.00	65,000,000.00	-	-	0.0%	65,000,000.00	
053900100100 - MINISTRY OF YOUTH AND SPORTS	Construction and Provision of Car Park Lots at the Stadium and Multi Sports Hall Premises.	3,500,000.00	3,500,000.00	-	-	0.0%	3,500,000.00	
053900100100 - MINISTRY OF YOUTH AND SPORTS	Rehabilitation of Games Village Bauchi for the Establishment of Bauchi Football Academy.	15,000,000.00	15,000,000.00	-	-	0.0%	15,000,000.00	
053900100100 - MINISTRY OF YOUTH AND SPORTS	Rehabilitation and maintenance of ATB Stadium and 3 other LGAs within 3 geo political zones	45,000,000.00	45,000,000.00	-	-	0.0%	45,000,000.00	
053900100100 - MINISTRY OF YOUTH AND SPORTS	Supervision and Inspection of all Projects and Programmes under Construction and Repairs by Min of Youth	5,000,000.00	5,000,000.00	-	-	0.0%	5,000,000.00	
053900100100 - MINISTRY OF YOUTH AND SPORTS	Renovation and Repairs of NYSC Camp Wailo Alkaleri LGA	500,000,000.00	500,000,000.00	-	-	0.0%	500,000,000.00	
053900200100 - STATE SPORTS COUNCIL	Purchase of 4No of Laptops and 4 NO of Desktop Computers	5,000,000.00	5,000,000.00	-	-	0.0%	5,000,000.00	
053900200100 - STATE SPORTS COUNCIL	Purchase of 6 No of Computers Printers and 8 No Scanners	7,500,000.00	7,500,000.00	-	-	0.0%	7,500,000.00	
053900200100 - STATE SPORTS COUNCIL	Purchase of 3 no of Mikano KVA Power Generators	20,000,000.00	20,000,000.00	-	-	0.0%	20,000,000.00	
053900200100 - STATE SPORTS COUNCIL	Purchase of Sporting Wear and Sporting Kits for State Contingents Participating in Sports Festival	20,000,000.00	20,000,000.00	-	-	0.0%	20,000,000.00	
053900300100 - WIKKI TOURISTS FOOTBALL CLUB, B	Provision of 10 Units Executive Table and Chair for Wikki Office	7,000,000.00	7,000,000.00	-	-	0.0%	7,000,000.00	
053900300100 - WIKKI TOURISTS FOOTBALL CLUB, B	Purchase of football and sporting kits and Equipment for Wikki Tourist	20,000,000.00	20,000,000.00	-	3,087,000.00	15.4%	16,913,000.00	
053900400100 - BAUCHI STATE COMMISSION FOR Y	Purchase of 5 No Laptop Computers	2,500,000.00	2,500,000.00	-	-	0.0%	2,500,000.00	
053900400100 - BAUCHI STATE COMMISSION FOR Y	Purchase of 2 no Computer Printers	550,000.00	550,000.00	-	-	0.0%	550,000.00	
053900400100 - BAUCHI STATE COMMISSION FOR Y	Purchase of 1 no Shredding Machines	300,000.00	300,000.00	-	-	0.0%	300,000.00	
053900400100 - BAUCHI STATE COMMISSION FOR Y	Purchase of 2 no Scanners	500,000.00	500,000.00	-	-	0.0%	500,000.00	
053900400100 - BAUCHI STATE COMMISSION FOR Y	Local Government Contribution for Special Empowerment Intervention Programme through Provision of Secu	100,000,000.00	100,000,000.00	-	-	0.0%	100,000,000.00	
053900400100 - BAUCHI STATE COMMISSION FOR Y	Construction of Skills Acquisition Centres, (One at Each Senetorial Zone)	112,000,000.00	112,000,000.00	-	-	0.0%	112,000,000.00	
053900400100 - BAUCHI STATE COMMISSION FOR Y	Provision of infrastructures for Youth Engagement in public works through Nigeria Community Action for Res	450,000,000.00	450,000,000.00	-	-	0.0%	450,000,000.00	
053900400100 - BAUCHI STATE COMMISSION FOR Y	Purchase of 100 Units of Starter Packs	50,000,000.00	50,000,000.00	-	-	0.0%	50,000,000.00	
053900400100 - BAUCHI STATE COMMISSION FOR Y	Supervision and Inspection of all Projects and Programmes under Construction and Repairs by Bauchi State	5,000,000.00	5,000,000.00	-	-	0.0%	5,000,000.00	
054400100100 - MINISTRY OF HUMANITARIAN AND	Purchase of one (2) 18 Seater Toyota Bus	50,000,000.00	50,000,000.00	-	-	0.0%	50,000,000.00	
054400100100 - MINISTRY OF HUMANITARIAN AND	Purchase of 10 Units Executive Tables & Chairs for the Principal Officers	3,000,000.00	3,000,000.00	-	-	0.0%	3,000,000.00	
054400100100 - MINISTRY OF HUMANITARIAN AND	Purchase of 7 Units Office Tables & Chairs for the Staff	2,500,000.00	2,500,000.00	-	-	0.0%	2,500,000.00	
054400100100 - MINISTRY OF HUMANITARIAN AND	Purchase of 3nos. Of Hp Laptops Computers for the Staff.	2,500,000.00	2,500,000.00	-	-	0.0%	2,500,000.00	



054400100100 - MINISTRY OF HUMANITARIAN AND	Purchase of 6nos. Of Hp Desktop for the Staff.	2,500,000.00	2,500,000.00	-	-	0.0%	2,500,000.00		
054400100100 - MINISTRY OF HUMANITARIAN AND	Purchase of 5nos. Of Hp Computer Printers.	1,500,000.00	1,500,000.00	-	-	0.0%	1,500,000.00		
054400100100 - MINISTRY OF HUMANITARIAN AND	Purchase of 3Nos. Of Sharp Photo Copying Machines.	1,500,000.00	1,500,000.00	-	-	0.0%	1,500,000.00		
054400100100 - MINISTRY OF HUMANITARIAN AND	Purchase of 2 Nos. of Shredding Machines.	200,000.00	200,000.00	-	-	0.0%	200,000.00		
054400100100 - MINISTRY OF HUMANITARIAN AND	Purchase of 2 Nos. of Scanners Machines.	350,000.00	350,000.00	-	-	0.0%	350,000.00		
054400100100 - MINISTRY OF HUMANITARIAN AND	Purchase of 1 Nos. KVA Generator Sets.	2,500,000.00	2,500,000.00	-	-	0.0%	2,500,000.00		
054400100100 - MINISTRY OF HUMANITARIAN AND	Purchase of Security equipment (Materials, Gadgets, and Dictators).	15,000,000.00	15,000,000.00	-	-	0.0%	15,000,000.00		
054400100100 - MINISTRY OF HUMANITARIAN AND	Purchase and Supply of Skills Acquisition Equipment for Youth Empowerment.	350,000,000.00	350,000,000.00	-	-	0.0%	350,000,000.00		
054400100100 - MINISTRY OF HUMANITARIAN AND	Provision and Supply of Empowerment Equipment for the House of Assembly Members Constituencies	1,500,000,000.00	500,000,000.00	-	-	0.0%	500,000,000.00		
054400200100 - STATE EMERGENCY MANAGEMENT	Intervention in construction and provision of infrastructures to victims of disaster.	75,000,000.00	75,000,000.00	-	-	0.0%	75,000,000.00		
054400200100 - STATE EMERGENCY MANAGEMENT	Provision of Palliative Materials and Equipment to Cushion the Effect of Disaster through Nigeria Community	400,000,000.00	400,000,000.00	-	-	0.0%	400,000,000.00		
054400200100 - STATE EMERGENCY MANAGEMENT	Repairs of Houses Affected by Natural and Man Made Disaster.	85,000,000.00	85,000,000.00	-	-	0.0%	85,000,000.00		
054400200100 - STATE EMERGENCY MANAGEMENT	Rehabilitation of Infrastructures and Provisions of Relieve Materials to Victims of Disasters.	250,000,000.00	250,000,000.00	-	-	0.0%	250,000,000.00		
054400200100 - STATE EMERGENCY MANAGEMENT	Repairs and Renovation of Fire Fighting Stations Across the State.	100,000,000.00	100,000,000.00	-	-	0.0%	100,000,000.00		
054400200100 - STATE EMERGENCY MANAGEMENT	Purchase of 10 Units Fire Fighting Equipment and Chemicals for the Prevention of Fire Disaster.	10,000,000.00	10,000,000.00	-	-	0.0%	10,000,000.00		
054400200100 - STATE EMERGENCY MANAGEMENT	Dredging of Water Storage Reservoirs for Emergency Water Supply	5,000,000.00	5,000,000.00	-	-	0.0%	5,000,000.00		
054400300100 - BAUCHI STATE SOCIAL INVESTMENT	Purchase of 20 nos. Motor Cycles for Routine Official Assignments	41,044,400.00	41,044,400.00	-	-	0.0%	41,044,400.00		
054400300100 - BAUCHI STATE SOCIAL INVESTMENT	Provision of Chairs and Tables in 4 Offices	10,000,000.00	10,000,000.00	-	-	0.0%	10,000,000.00		
054400300100 - BAUCHI STATE SOCIAL INVESTMENT	Purchase of 4 nos. Laptops Computer for the Staff	3,500,000.00	3,500,000.00	-	-	0.0%	3,500,000.00		
054400300100 - BAUCHI STATE SOCIAL INVESTMENT	Purchase of 4 nos. Computers Printers	750,000.00	750,000.00	-	-	0.0%	750,000.00		
054400300100 - BAUCHI STATE SOCIAL INVESTMENT	Purchase of 2 nos. of Sharp Photocopy Machines	1,500,000.00	1,500,000.00	-	-	0.0%	1,500,000.00		
054400300100 - BAUCHI STATE SOCIAL INVESTMENT	Provision of 2 nos. Shredding Machines	500,000.00	500,000.00	-	-	0.0%	500,000.00		
054400300100 - BAUCHI STATE SOCIAL INVESTMENT	Provision of 2 Mikano Generating Plant.	1,500,000.00	1,500,000.00	-	-	0.0%	1,500,000.00		
054400300100 - BAUCHI STATE SOCIAL INVESTMENT	Purchase of 5 Units Fire Fire Extinguishers and other Fighting Equipments	500,000.00	500,000.00	-	-	0.0%	500,000.00		
054400300100 - BAUCHI STATE SOCIAL INVESTMENT	Purchase of Skills Acquisition Equipment for Women	20,000,000.00	20,000,000.00	-	-	0.0%	20,000,000.00		
054400300100 - BAUCHI STATE SOCIAL INVESTMENT	Provision of Materials and Skills Equipment for Poverty Alleviation by the FGN	50,000,000.00	50,000,000.00	-	-	0.0%	50,000,000.00		
054400300100 - BAUCHI STATE SOCIAL INVESTMENT	Provision of Materials and Skills Equipment for Poverty Alleviation CF	20,000,000.00	20,000,000.00	-	-	0.0%	20,000,000.00		
054400300100 - BAUCHI STATE SOCIAL INVESTMENT	Provision of Agricultural Equipment for Women Poultry Empowerment Programme	15,000,000.00	15,000,000.00	-	-	0.0%	15,000,000.00		
054400300100 - BAUCHI STATE SOCIAL INVESTMENT	Provision of Social Transfer to Poor & Vulnerable for Addressing Hardship through Nigeria Community Action	500,000,000.00	100,000,000.00	-	-	0.0%	100,000,000.00		
054400300100 - BAUCHI STATE SOCIAL INVESTMENT	Purchase of Equipments and Materials through Social Investment Programme (SIP)	40,000,000.00	40,000,000.00	-	-	0.0%	40,000,000.00		
054400400100 - SUSTAINABLE DEVELOPMENT GOAL	Provision and Supply of 10 Units Executive Chairs and Tables for SDGs Office	20,000,000.00	20,000,000.00	-	-	0.0%	20,000,000.00		
054400400100 - SUSTAINABLE DEVELOPMENT GOAL	Purchase of 2 Laptops and 4 Desktops Computers for SSG'S Office.	8,000,000.00	8,000,000.00	-	-	0.0%	8,000,000.00		
054400400100 - SUSTAINABLE DEVELOPMENT GOAL	Construction and Provisions of Classrooms to designated Schools Across the State through the Implementat	100,000,000.00	100,000,000.00	-	-	0.0%	100,000,000.00		
054400400100 - SUSTAINABLE DEVELOPMENT GOAL	Construction and Provisions of Health Centres Across the State to Implement SDGs Projects	100,000,000.00	100,000,000.00	-	-	0.0%	100,000,000.00		
054400400100 - SUSTAINABLE DEVELOPMENT GOAL	Construction and Provisions of Public Toilets in Markets, Schools, and Hospitals Across the State to Implem	60,000,000.00	60,000,000.00	-	-	0.0%	60,000,000.00		
054400400100 - SUSTAINABLE DEVELOPMENT GOAL	Construction and Provisions of Hand Pump Boreholes Water Facilities Across the State to Implement SDGs	100,000,000.00	100,000,000.00	-	-	0.0%	100,000,000.00		
054400400100 - SUSTAINABLE DEVELOPMENT GOAL	Construction and Provisions of Solar Power Boreholes Water Facilities Across the State to Implement SDGs	100,000,000.00	100,000,000.00	-	-	0.0%	100,000,000.00		
054400400100 - SUSTAINABLE DEVELOPMENT GOAL	Rehabilitation and Repairs of SDGs Existing Schools Buildings Projects Across the State	50,000,000.00	50,000,000.00	-	-	0.0%	50,000,000.00		
054400400100 - SUSTAINABLE DEVELOPMENT GOAL	Rehabilitation and Repairs of SDGs Existing Health Centres Projects Across the State	55,000,000.00	55,000,000.00	-	-	0.0%	55,000,000.00		
054400400100 - SUSTAINABLE DEVELOPMENT GOAL	Rehabilitation and Repairs of SDGs Existing WASH Facilities Projects Across the State	65,000,000.00	65,000,000.00	-	-	0.0%	65,000,000.00		
054400400100 - SUSTAINABLE DEVELOPMENT GOAL	Rehabilitation and Repairs of SDGs Office in Bauchi.	50,000,000.00	50,000,000.00	-	-	0.0%	50,000,000.00		
054400400100 - SUSTAINABLE DEVELOPMENT GOAL	Supply of Materials, Advocacy and Campaigns to mark Special Days.	65,000,000.00	65,000,000.00	-	-	0.0%	65,000,000.00		
054400400100 - SUSTAINABLE DEVELOPMENT GOAL	Supervision and Inspection of State SDGs Programmes and Projects in the State	20,360,000.00	20,360,000.00	-	-	0.0%	20,360,000.00		
054400400100 - SUSTAINABLE DEVELOPMENT GOAL	SMART Irrigation Scheme And Proviton Of Small Rumnants For Livelihood Emperwerment	250,000,000.00	250,000,000.00	-	-	0.0%	250,000,000.00		
054400400100 - SUSTAINABLE DEVELOPMENT GOAL	AUDA - NEPAD Africa Union Development Partnership For Development Project	250,000,000.00	250,000,000.00	-	-	0.0%	250,000,000.00		
054400500100 - AGENCY FOR PERSONS WITH DISAB	Purchase of Office Furniture (30 No. Executive Tables & Chairs) for Blind Workshops Across the state	40,000,000.00	40,000,000.00	-	-	0.0%	40,000,000.00		
054400500100 - AGENCY FOR PERSONS WITH DISAB	Procurement of 10 No. slashing machines across the state	4,210,000.00	4,210,000.00	-	-	0.0%	4,210,000.00		
054400500100 - AGENCY FOR PERSONS WITH DISAB	Purchase of equipments for training of the Blinds Across the state	25,000,000.00	25,000,000.00	-	-	0.0%	25,000,000.00		
054400500100 - AGENCY FOR PERSONS WITH DISAB	Purchase of 3 Units Power Generating Set for Blind Workshop	12,500,000.00	12,500,000.00	-	-	0.0%	12,500,000.00		
054400500100 - AGENCY FOR PERSONS WITH DISAB	Construction of Blind Workshop in Misau	50,000,000.00	50,000,000.00	-	-	0.0%	50,000,000.00		



Bauchi State Government

054400500100 - AGENCY FOR PERSONS WITH DISAB	Construction of Blind Workshop in Dass	50,000,000.00	50,000,000.00	-	-	0.0%	50,000,000.00
054400500100 - AGENCY FOR PERSONS WITH DISAB	Construction of wall fencing of Blind Workshop Ningi	50,000,000.00	50,000,000.00	-	-	0.0%	50,000,000.00
054400500100 - AGENCY FOR PERSONS WITH DISAB	Rehabilitation/Repairs of Blind Workshops Azare	35,000,000.00	35,000,000.00	-	-	0.0%	35,000,000.00
054400500100 - AGENCY FOR PERSONS WITH DISAB	Rehabilitation/Repairs of Blind Workshops Bauchi	50,000,000.00	50,000,000.00	-	-	0.0%	50,000,000.00
054400500100 - AGENCY FOR PERSONS WITH DISAB	Provisions of Instructional Materials for Inclusive Education Across the State.	35,000,000.00	35,000,000.00	-	-	0.0%	35,000,000.00
054400500100 - AGENCY FOR PERSONS WITH DISAB	Supervision of Programmes and Projects for People Living with Disabilities.	3,000,000.00	3,000,000.00	-	-	0.0%	3,000,000.00
055100100100 - MINISTRY FOR LOCAL GOVERNMENT	Purchase of 1 nos. of Toyota Hilux Motor Vehicle.	60,000,000.00	60,000,000.00	-	-	0.0%	60,000,000.00
055100100100 - MINISTRY FOR LOCAL GOVERNMENT	Purchase of 15 Units Executive Tables & Chairs for Staff of the Ministry for Local Government	6,000,000.00	6,000,000.00	1,015,000.00	1,015,000.00	16.9%	4,985,000.00
055100100100 - MINISTRY FOR LOCAL GOVERNMENT	Purchase of 10 nos. of Desktop and 5 nos. of Laptops Computers	5,000,000.00	5,000,000.00	794,000.00	794,000.00	15.9%	4,206,000.00
055100100100 - MINISTRY FOR LOCAL GOVERNMENT	Purchase of 5 nos. of Computer Printers	4,000,000.00	4,000,000.00	650,000.00	650,000.00	16.3%	3,350,000.00
055100100100 - MINISTRY FOR LOCAL GOVERNMENT	Purchase of 10 nos. of Photocopying Machines	5,000,000.00	5,000,000.00	427,000.00	427,000.00	8.5%	4,573,000.00
055100100100 - MINISTRY FOR LOCAL GOVERNMENT	Purchase of 10 nos. of Scanners	5,000,000.00	5,000,000.00	300,000.00	300,000.00	6.0%	4,700,000.00
055100100100 - MINISTRY FOR LOCAL GOVERNMENT	Purchase of Executive Cushions and Tables for the VIPs Residences	35,000,000.00	35,000,000.00	-	-	0.0%	35,000,000.00
055100100100 - MINISTRY FOR LOCAL GOVERNMENT	Construction of Residential Building in Area offices Across the State	35,000,000.00	35,000,000.00	-	-	0.0%	35,000,000.00
055100100100 - MINISTRY FOR LOCAL GOVERNMENT	Construction/Provision of 20 LG Secretariats	35,000,000.00	35,000,000.00	-	-	0.0%	35,000,000.00
055100100100 - MINISTRY FOR LOCAL GOVERNMENT	Rehabilitation of Dass Area Office Residential Building	15,000,000.00	15,000,000.00	-	-	0.0%	15,000,000.00
055100100100 - MINISTRY FOR LOCAL GOVERNMENT	Routine Supervision and Inspection of Local Government Areas of the State.	5,000,000.00	5,000,000.00	1,600,000.00	1,600,000.00	32.0%	3,400,000.00
055100100100 - MINISTRY FOR LOCAL GOVERNMENT	Provision of Infrastructures through Parameter Fencing, Provision of Water Facilities and Repairs of the Emi	4,610,000,000.00	3,110,000,000.00	1,000,000,000.00	2,060,000,000.00	66.2%	1,050,000,000.00
057000100100 - MINISTRY OF HIGHER EDUCATION	Purchase of one (1) 18 Seater Toyota Bus	20,000,000.00	20,000,000.00	-	-	0.0%	20,000,000.00
057000100100 - MINISTRY OF HIGHER EDUCATION	Purchase of Executive Cussion for the Principal Officers	15,000,000.00	15,000,000.00	-	-	0.0%	15,000,000.00
057000100100 - MINISTRY OF HIGHER EDUCATION	Purchase of Office Tables for the Principal Officers	15,000,000.00	15,000,000.00	-	-	0.0%	15,000,000.00
057000100100 - MINISTRY OF HIGHER EDUCATION	Purchase of 10 Nos HP Laptop Computers for the Staff	5,000,000.00	5,000,000.00	-	-	0.0%	5,000,000.00
057000100100 - MINISTRY OF HIGHER EDUCATION	Purchase of 15 Nos. of HP Desktop Computers for the Staff	5,000,000.00	5,000,000.00	-	-	0.0%	5,000,000.00
057000100100 - MINISTRY OF HIGHER EDUCATION	Purchase of 10 Nos. of HP Computer Printers for the Staff	2,000,000.00	2,000,000.00	-	-	0.0%	2,000,000.00
057000100100 - MINISTRY OF HIGHER EDUCATION	Purchase of 3 Nos. of Sharp Photocopying Machines	2,000,000.00	2,000,000.00	-	-	0.0%	2,000,000.00
057000100100 - MINISTRY OF HIGHER EDUCATION	Purchase of 2 Nos. of Shreding Machines	200,000.00	200,000.00	-	-	0.0%	200,000.00
057000100100 - MINISTRY OF HIGHER EDUCATION	Purchase of 10 Nos. of Scanner Machines	1,000,000.00	1,000,000.00	-	-	0.0%	1,000,000.00
057000100100 - MINISTRY OF HIGHER EDUCATION	Purchase of 1 No. of SKVA Generator Set	5,000,000.00	5,000,000.00	-	-	0.0%	5,000,000.00
057000100100 - MINISTRY OF HIGHER EDUCATION	Purchase of Security Equipment (Materials, Gadgets and Dictators)	5,000,000.00	5,000,000.00	-	-	0.0%	5,000,000.00
057000100100 - MINISTRY OF HIGHER EDUCATION	Provision of Instructional Materials for CASS Ningi	20,000,000.00	20,000,000.00	-	-	0.0%	20,000,000.00
057000100100 - MINISTRY OF HIGHER EDUCATION	Provision Of Infrastructures and Facilities for the Improvement of Teaching and Learning at CASS Ningi	100,000,000.00	100,000,000.00	-	64,553,057.70	64.6%	35,446,942.30
057000100100 - MINISTRY OF HIGHER EDUCATION	Renovation and Repairs of Classroom Blocks at CASS Ningi	50,000,000.00	50,000,000.00	-	-	0.0%	50,000,000.00
057000100100 - MINISTRY OF HIGHER EDUCATION	Accreditation Preparation/Equipments	1,500,000,000.00	800,000,000.00	30,424,403.00	65,579,438.25	8.2%	734,420,561.75
057000200100 - SAADU ZUNGUR STATE UNIVERSITY	Procurement of 2 no. Motor Vehicle Main Campus, Gadau	100,000,000.00	100,000,000.00	-	-	0.0%	100,000,000.00
057000200100 - SAADU ZUNGUR STATE UNIVERSITY	Provision of assorted text Books Main Campus, Gadau	55,000,000.00	55,000,000.00	12,500,000.00	21,000,000.00	38.2%	34,000,000.00
057000200100 - SAADU ZUNGUR STATE UNIVERSITY	Accreditation Preparation/equipments Main Campus, Gadau	105,000,000.00	105,000,000.00	19,500,000.00	35,100,000.00	33.4%	69,900,000.00
057000200100 - SAADU ZUNGUR STATE UNIVERSITY	Construction of Hostels at Bauchi Campus	500,000,000.00	500,000,000.00	-	-	0.0%	500,000,000.00
057000200100 - SAADU ZUNGUR STATE UNIVERSITY	Construction of Road Network within the campuses	500,000,000.00	500,000,000.00	-	-	0.0%	500,000,000.00
057000200100 - SAADU ZUNGUR STATE UNIVERSITY	Provision of Educational Infrastructure through TETfund Projects	500,000,000.00	700,000,000.00	250,000,000.00	600,000,000.00	85.7%	100,000,000.00
057000300100 - AMINU SALEH COLLEGE OF EDUCATI	Construction of Road Networks within Aminu Saleh College of Education Azare.	50,000,000.00	50,000,000.00	-	-	0.0%	50,000,000.00
057000300100 - AMINU SALEH COLLEGE OF EDUCATI	Provision of Educational Infrastructure through TETfund Projects	350,000,000.00	350,000,000.00	75,341,557.20	329,800,343.26	94.2%	20,199,656.74
057000300100 - AMINU SALEH COLLEGE OF EDUCATI	Renovation and Repairs of Residential Building at ASCOE Azare	30,000,000.00	30,000,000.00	-	-	0.0%	30,000,000.00
057000300100 - AMINU SALEH COLLEGE OF EDUCATI	Renovation and Repairs of Staff Quarters at ASCOE Azare	250,000,000.00	250,000,000.00	-	-	0.0%	250,000,000.00
057000300100 - AMINU SALEH COLLEGE OF EDUCATI	Purchase of 1 unit Motor Vehicle (Honda Accord 2017 Model)	14,000,000.00	14,000,000.00	-	10,000,000.00	71.4%	4,000,000.00
057000400100 - ADAMU TAFAWA BALEWA COLLEGE	Purchase of Land for Construction of School at COE Kangere.	660,000,000.00	260,000,000.00	-	-	0.0%	260,000,000.00
057000400100 - ADAMU TAFAWA BALEWA COLLEGE	procurement of 2 no. Saloon Motor Vehicle	20,000,000.00	20,000,000.00	1,500,000.00	1,500,000.00	7.5%	18,500,000.00
057000400100 - ADAMU TAFAWA BALEWA COLLEGE	Purchase and Supply of Office Tables, Chairs, and other Equipment.	2,000,000.00	2,000,000.00	-	245,000.00	12.3%	1,755,000.00
057000400100 - ADAMU TAFAWA BALEWA COLLEGE	Procurement of Instructional Materials for COE Kangere	5,000,000.00	5,000,000.00	-	-	0.0%	5,000,000.00
057000400100 - ADAMU TAFAWA BALEWA COLLEGE	Procurement of 5 nos. of Desktop Computer	2,500,000.00	2,500,000.00	-	-	0.0%	2,500,000.00
057000400100 - ADAMU TAFAWA BALEWA COLLEGE	Procurement of 5 no. computer printer	1,500,000.00	1,500,000.00	-	75,500.00	5.0%	1,424,500.00



057000400100 - ADAMU TAFAWA BALEWA COLLEGE	Procurement of 5 no. Photocopying Machines	2,500,000.00	2,500,000.00	-	-	0.0%	2,500,000.00	
057000400100 - ADAMU TAFAWA BALEWA COLLEGE	Purchase of 2 Unit of Scanners	1,500,000.00	1,500,000.00	-	253,500.00	16.9%	1,246,500.00	
057000400100 - ADAMU TAFAWA BALEWA COLLEGE	Purchase of 3 Unit of Power Generating Set	2,500,000.00	2,500,000.00	-	-	0.0%	2,500,000.00	
057000400100 - ADAMU TAFAWA BALEWA COLLEGE	Purchase of Residential Furnitures for the Principal Officers of COE Kangere	3,500,000.00	3,500,000.00	-	-	0.0%	3,500,000.00	
057000400100 - ADAMU TAFAWA BALEWA COLLEGE	Purchase of Medical Equipment for the School Clinic.	2,500,000.00	2,500,000.00	-	-	0.0%	2,500,000.00	
057000400100 - ADAMU TAFAWA BALEWA COLLEGE	Purchase of Taching and Learning Materials and Equipment	5,000,000.00	5,000,000.00	-	-	0.0%	5,000,000.00	
057000400100 - ADAMU TAFAWA BALEWA COLLEGE	Provision of Assorted and Professional text Books	2,500,000.00	2,500,000.00	-	-	0.0%	2,500,000.00	
057000400100 - ADAMU TAFAWA BALEWA COLLEGE	Provision of Sporting and Game Equipments	2,000,000.00	2,000,000.00	-	-	0.0%	2,000,000.00	
057000400100 - ADAMU TAFAWA BALEWA COLLEGE	Purchase of Agricultural Equipment and Inputs for Agricultural Purpose	2,000,000.00	2,000,000.00	-	-	0.0%	2,000,000.00	
057000400100 - ADAMU TAFAWA BALEWA COLLEGE	Provision of Security gadgets and Security Surveillance Equipment for the School	2,000,000.00	2,000,000.00	-	-	0.0%	2,000,000.00	
057000400100 - ADAMU TAFAWA BALEWA COLLEGE	Purchase of Science and Technical Equipments and Machines	2,000,000.00	2,000,000.00	-	-	0.0%	2,000,000.00	
057000400100 - ADAMU TAFAWA BALEWA COLLEGE	Purchase of Sporting and Recreation Facilities	2,000,000.00	2,000,000.00	-	-	0.0%	2,000,000.00	
057000400100 - ADAMU TAFAWA BALEWA COLLEGE	Purchase of Livestock like Goats, Cows, Sheep and other Livestocks	2,500,000.00	2,500,000.00	-	-	0.0%	2,500,000.00	
057000400100 - ADAMU TAFAWA BALEWA COLLEGE	Purchase of 2 Nos. of Projectors	2,500,000.00	2,500,000.00	-	-	0.0%	2,500,000.00	
057000400100 - ADAMU TAFAWA BALEWA COLLEGE	Construction and Provision for Access Roads within the College	3,500,000.00	3,500,000.00	-	-	0.0%	3,500,000.00	
057000400100 - ADAMU TAFAWA BALEWA COLLEGE	Construction of 1 Lecture Theater at College of Education Kangere	1,000,000,000.00	500,000,000.00	-	-	0.0%	500,000,000.00	
057000400100 - ADAMU TAFAWA BALEWA COLLEGE	Construction and Provision of Solar Street within the School Premises.	1,600,000.00	1,600,000.00	-	-	0.0%	1,600,000.00	
057000400100 - ADAMU TAFAWA BALEWA COLLEGE	Construction and Provision of ICT Infrastructures in the ICT Unit of the College	2,500,000.00	2,500,000.00	-	-	0.0%	2,500,000.00	
057000400100 - ADAMU TAFAWA BALEWA COLLEGE	Renovation and Repairs of 3 Nos. of Staff Quarters.	2,500,000.00	2,500,000.00	-	-	0.0%	2,500,000.00	
057000400100 - ADAMU TAFAWA BALEWA COLLEGE	Rehabilitation and Repairs of Faulty Electricity Facilities in the College.	2,500,000.00	2,500,000.00	-	-	0.0%	2,500,000.00	
057000400100 - ADAMU TAFAWA BALEWA COLLEGE	Rehabilitation and Repairs of Existing Student Hostel	2,000,000.00	2,000,000.00	-	-	0.0%	2,000,000.00	
057000400100 - ADAMU TAFAWA BALEWA COLLEGE	Rehabilitation and Repairs of Water Facilities in the College.	2,000,000.00	2,000,000.00	-	-	0.0%	2,000,000.00	
057000400100 - ADAMU TAFAWA BALEWA COLLEGE	Planting of Tree within the Institution Premises and surrounding	2,000,000.00	2,000,000.00	-	-	0.0%	2,000,000.00	
057000400100 - ADAMU TAFAWA BALEWA COLLEGE	Conduct of Research on different Academic needs by the Institution.	2,000,000.00	2,000,000.00	-	-	0.0%	2,000,000.00	
057000400100 - ADAMU TAFAWA BALEWA COLLEGE	Computer Software Acquisition	2,000,000.00	2,000,000.00	-	-	0.0%	2,000,000.00	
057000400100 - ADAMU TAFAWA BALEWA COLLEGE	Provision of required Equipment for Accreditation Purposes	60,000,000.00	60,000,000.00	-	-	0.0%	60,000,000.00	
057000500100 - ABUBAKAR TATARI ALI POLYTECHN	Provision of Solar Powered Electricity at ATAP Bauchi	96,878,802.00	96,878,802.00	-	-	0.0%	96,878,802.00	
057000500100 - ABUBAKAR TATARI ALI POLYTECHN	Provision of street Light in the Campus	20,000,000.00	20,000,000.00	-	-	0.0%	20,000,000.00	
057000500100 - ABUBAKAR TATARI ALI POLYTECHN	provision of 5 Units additional Boreholds in the Campus	5,000,000.00	5,000,000.00	-	-	0.0%	5,000,000.00	
057000500100 - ABUBAKAR TATARI ALI POLYTECHN	Provision of 10 Units additional Classes in the Campus	350,000,000.00	350,000,000.00	-	-	0.0%	350,000,000.00	
057000500100 - ABUBAKAR TATARI ALI POLYTECHN	Repairs of Roads and Drainages in the Campus	301,560,599.00	301,560,599.00	-	-	0.0%	301,560,599.00	
057000500100 - ABUBAKAR TATARI ALI POLYTECHN	Provision of Educational Facilities and other Equipment for Teaching and Learning	1,000,000,000.00	500,000,000.00	-	-	0.0%	500,000,000.00	
057000500100 - ABUBAKAR TATARI ALI POLYTECHN	Construction of Boundary Pillars at the Bauchi State Polytechnic	250,000,000.00	250,000,000.00	-	-	0.0%	250,000,000.00	
057000500100 - ABUBAKAR TATARI ALI POLYTECHN	Renovation and Repairs of 5 Units Lecture Halls	150,000,000.00	150,000,000.00	-	-	0.0%	150,000,000.00	
057000500100 - ABUBAKAR TATARI ALI POLYTECHN	Renovation and Repairs of Drainages at the Polytechnics	300,000,000.00	300,000,000.00	-	-	0.0%	300,000,000.00	
057000500100 - ABUBAKAR TATARI ALI POLYTECHN	Funds for the undertaking of Educational Research and Study	40,000,000.00	40,000,000.00	-	-	0.0%	40,000,000.00	
057000500100 - ABUBAKAR TATARI ALI POLYTECHN	Development of Academic Research Manuscript	5,000,000.00	5,000,000.00	-	-	0.0%	5,000,000.00	
057000500100 - ABUBAKAR TATARI ALI POLYTECHN	Research for Publications of Journals and Articles	5,000,000.00	5,000,000.00	-	-	0.0%	5,000,000.00	
057000500100 - ABUBAKAR TATARI ALI POLYTECHN	Provision of Equipment and Materials for Academic Staff Training and Development at ATAP Bauchi	50,000,000.00	50,000,000.00	-	-	0.0%	50,000,000.00	
057000500100 - ABUBAKAR TATARI ALI POLYTECHN	Provision and Supply of Equipment and Material Academic Staff Conferences at ATAP Bauchi	17,000,000.00	17,000,000.00	-	-	0.0%	17,000,000.00	
057000600100 - A. D. RUFAL COLLEGE OF EDUCATIO	PROCUREMENT OF 4 NO. SALOON CAR FOR PRINCIPAL OFFICERS	20,000,000.00	20,000,000.00	-	-	0.0%	20,000,000.00	
057000600100 - A. D. RUFAL COLLEGE OF EDUCATIO	Purchase of 5 Nos of Desktop Computers	5,000,000.00	5,000,000.00	-	-	0.0%	5,000,000.00	
057000600100 - A. D. RUFAL COLLEGE OF EDUCATIO	Purchase of Scanners	4,000,000.00	4,000,000.00	-	-	0.0%	4,000,000.00	
057000600100 - A. D. RUFAL COLLEGE OF EDUCATIO	PROVISION OF RESIDENTIAL FURNITURE FOR PRINCIPAL OFFICERS	5,000,000.00	5,000,000.00	400,000.00	400,000.00	8.0%	4,600,000.00	
057000600100 - A. D. RUFAL COLLEGE OF EDUCATIO	Purchase of Medical Equipment for the School Clinic.	5,000,000.00	5,000,000.00	-	-	0.0%	5,000,000.00	
057000600100 - A. D. RUFAL COLLEGE OF EDUCATIO	Purchase of 10 Units Fire Fighting Equipment	5,000,000.00	5,000,000.00	-	-	0.0%	5,000,000.00	
057000600100 - A. D. RUFAL COLLEGE OF EDUCATIO	Purchase of Security Equipment	5,000,000.00	5,000,000.00	-	-	0.0%	5,000,000.00	
057000600100 - A. D. RUFAL COLLEGE OF EDUCATIO	Establishment of E-Library	250,000,000.00	250,000,000.00	-	-	0.0%	250,000,000.00	
057000600100 - A. D. RUFAL COLLEGE OF EDUCATIO	Repairs of 1 no. of Staff Quarter at CLIS Misau	5,000,000.00	5,000,000.00	-	-	0.0%	5,000,000.00	
057000600100 - A. D. RUFAL COLLEGE OF EDUCATIO	Rehabilitation/Repairs of Student Hostels	250,000,000.00	250,000,000.00	-	30,000,000.00	12.0%	220,000,000.00	



057000600100 - A. D. RUFAl COLLEGE OF EDUCATIO	Repairs of Borehole Hand Pump.	5,000,000.00	5,000,000.00	-	864,700.00	17.3%	4,135,300.00	
057000600100 - A. D. RUFAl COLLEGE OF EDUCATIO	Rehabilitation/Repairs of Lecture Theatre	250,000,000.00	250,000,000.00	600,000.00	600,000.00	0.2%	249,400,000.00	
057000600100 - A. D. RUFAl COLLEGE OF EDUCATIO	Minor Road Networks Repairs at CLIS Misau	2,000,000.00	2,000,000.00	-	-	0.0%	2,000,000.00	
057000600100 - A. D. RUFAl COLLEGE OF EDUCATIO	RENOVATION OF STAFF RESIDENTIAL QUARTERS	15,000,000.00	15,000,000.00	-	-	0.0%	15,000,000.00	
057000600100 - A. D. RUFAl COLLEGE OF EDUCATIO	Planting of Trees for Control of Erosion at CLIS Misau	1,000,000.00	1,000,000.00	-	-	0.0%	1,000,000.00	
057000600100 - A. D. RUFAl COLLEGE OF EDUCATIO	Research for Publications of Journals and Articles	5,000,000.00	5,000,000.00	-	-	0.0%	5,000,000.00	
057000600100 - A. D. RUFAl COLLEGE OF EDUCATIO	A.D RUFAl COLLEGE OF EDUCATION ANNUAL ENROLLMENT AND CURRICULUM PROGRAMME	3,000,000.00	3,000,000.00	-	-	0.0%	3,000,000.00	
057000600100 - A. D. RUFAl COLLEGE OF EDUCATIO	Acquisition and Provison of Computer Software	1,000,000.00	1,000,000.00	-	-	0.0%	1,000,000.00	
057000700100 - COLLEGE OF EDUCATION, DASS	Construction of New Administrative Block.	250,000,000.00	250,000,000.00	-	-	0.0%	250,000,000.00	
057000700100 - COLLEGE OF EDUCATION, DASS	Construction of Workshops (Electrical, Building, Automobile, Woodwork and Metal Work	800,000,000.00	500,000,000.00	-	-	0.0%	500,000,000.00	
057000700100 - COLLEGE OF EDUCATION, DASS	Construction of centre of Educational Technology	300,000,000.00	300,000,000.00	-	-	0.0%	300,000,000.00	
057000700100 - COLLEGE OF EDUCATION, DASS	Construction of Laboratories (Biology, Chemistry, Physics, Integrated Science, Agriculture, Mathematics and	1,000,000,000.00	500,000,000.00	-	-	0.0%	500,000,000.00	
057000700100 - COLLEGE OF EDUCATION, DASS	Construction of Male Hostels at COE Technical Dass	750,000,000.00	500,000,000.00	-	-	0.0%	500,000,000.00	
057000700100 - COLLEGE OF EDUCATION, DASS	Construction of Library	500,000,000.00	300,000,000.00	-	-	0.0%	300,000,000.00	
057000700100 - COLLEGE OF EDUCATION, DASS	Construction of main Store	200,000,000.00	200,000,000.00	-	-	0.0%	200,000,000.00	
057000700100 - COLLEGE OF EDUCATION, DASS	Construction of lecture hall/theatre	500,000,000.00	500,000,000.00	-	-	0.0%	500,000,000.00	
057000700100 - COLLEGE OF EDUCATION, DASS	Construction of ICT Centre	200,000,000.00	200,000,000.00	-	-	0.0%	200,000,000.00	
057000700100 - COLLEGE OF EDUCATION, DASS	Renovation of lecture rooms	200,000,000.00	200,000,000.00	-	-	0.0%	200,000,000.00	
057000700100 - COLLEGE OF EDUCATION, DASS	Renovation of Female hostels	500,000,000.00	300,000,000.00	-	-	0.0%	300,000,000.00	
057000700100 - COLLEGE OF EDUCATION, DASS	Renovation of staff quarters	200,000,000.00	200,000,000.00	-	-	0.0%	200,000,000.00	
057000700100 - COLLEGE OF EDUCATION, DASS	Renovation of fencing wall and gate house	50,000,000.00	50,000,000.00	-	-	0.0%	50,000,000.00	
057000700100 - COLLEGE OF EDUCATION, DASS	Purchase of 5 Units 4x4 Double Van vehicles	300,000,000.00	300,000,000.00	-	-	0.0%	300,000,000.00	
057000700100 - COLLEGE OF EDUCATION, DASS	Provision of Facilities and Equipment for Accreditation Preparation.	250,000,000.00	250,000,000.00	-	-	0.0%	250,000,000.00	
057000900100 - BAUCHI STATE SCHOLARSHIP BOAR	Provision of 7 Units office Tables & Chairs/ Fittings	3,000,000.00	3,000,000.00	-	-	0.0%	3,000,000.00	
057000900100 - BAUCHI STATE SCHOLARSHIP BOAR	Provision of 5 No. Laptop Computer	1,200,000.00	1,200,000.00	-	-	0.0%	1,200,000.00	
057000900100 - BAUCHI STATE SCHOLARSHIP BOAR	Provision of 5 no. Computer Printers with scanners	1,000,000.00	1,000,000.00	-	-	0.0%	1,000,000.00	
057000900100 - BAUCHI STATE SCHOLARSHIP BOAR	Provision of 1 no. Photocopier Machine	250,000.00	250,000.00	-	-	0.0%	250,000.00	
057000900100 - BAUCHI STATE SCHOLARSHIP BOAR	Provision of 4 nos. shredding Machine	150,000.00	150,000.00	-	-	0.0%	150,000.00	
057000900100 - BAUCHI STATE SCHOLARSHIP BOAR	Provision of 2 nos. scanner Machines	250,000.00	250,000.00	-	-	0.0%	250,000.00	
057000900100 - BAUCHI STATE SCHOLARSHIP BOAR	Purchase of 1 Unit Yamaha Generating Set.	500,000.00	500,000.00	-	-	0.0%	500,000.00	
057000900100 - BAUCHI STATE SCHOLARSHIP BOAR	Procurement of 4 Units fire extinguishers and other Fighting Equipment	100,000.00	100,000.00	-	-	0.0%	100,000.00	
057000900100 - BAUCHI STATE SCHOLARSHIP BOAR	Provision of Security gadgets at State Scholarship Office	200,000.00	200,000.00	-	-	0.0%	200,000.00	
057000900100 - BAUCHI STATE SCHOLARSHIP BOAR	Acquisition of Computer Software Application	20,000,000.00	20,000,000.00	-	-	0.0%	20,000,000.00	
057000900100 - BAUCHI STATE SCHOLARSHIP BOAR	Suppervision of Construction and Renovation of Projects at Scholarship Board.	3,000,000.00	3,000,000.00	-	-	0.0%	3,000,000.00	
057001000100 - COLLEGE OF AGRICULTURE, BAUCHI	Purchase of 15 Units Office Furniture and fittings NBTE Accreditation Exsecutive/Semi Exsecutive	50,000,000.00	50,000,000.00	-	-	0.0%	50,000,000.00	
057001000100 - COLLEGE OF AGRICULTURE, BAUCHI	purchase of 2 nos. computer Desktops.	238,000,000.00	238,000,000.00	-	-	0.0%	238,000,000.00	
057001000100 - COLLEGE OF AGRICULTURE, BAUCHI	Purchase of 1 Unit Bus, 1 Unit Tractors/Implements for practicals	100,000,000.00	100,000,000.00	-	-	0.0%	100,000,000.00	
057001000100 - COLLEGE OF AGRICULTURE, BAUCHI	Construction of Parameter Wall Fencing, Road Network and Drainages at College of Agriculture	350,000,000.00	350,000,000.00	-	250,900,000.00	71.7%	99,100,000.00	
057001000100 - COLLEGE OF AGRICULTURE, BAUCHI	Construction od Ultra Modern Office Buildings to meet the requirement for Accreditation	250,000,000.00	250,000,000.00	-	-	0.0%	250,000,000.00	
057001000100 - COLLEGE OF AGRICULTURE, BAUCHI	Construction of Ultra Modern Classroom Block to meet the requirement for Accreditation	450,000,000.00	450,000,000.00	-	-	0.0%	450,000,000.00	
057001000100 - COLLEGE OF AGRICULTURE, BAUCHI	Provision of Male and Female Hostels at College of Agriculture Bauchi	250,000,000.00	250,000,000.00	-	-	0.0%	250,000,000.00	
057001000100 - COLLEGE OF AGRICULTURE, BAUCHI	Renovation and Repairs of Existing Delapidated Office Building at College of Agriculture Bauchi.	50,000,000.00	50,000,000.00	-	-	0.0%	50,000,000.00	



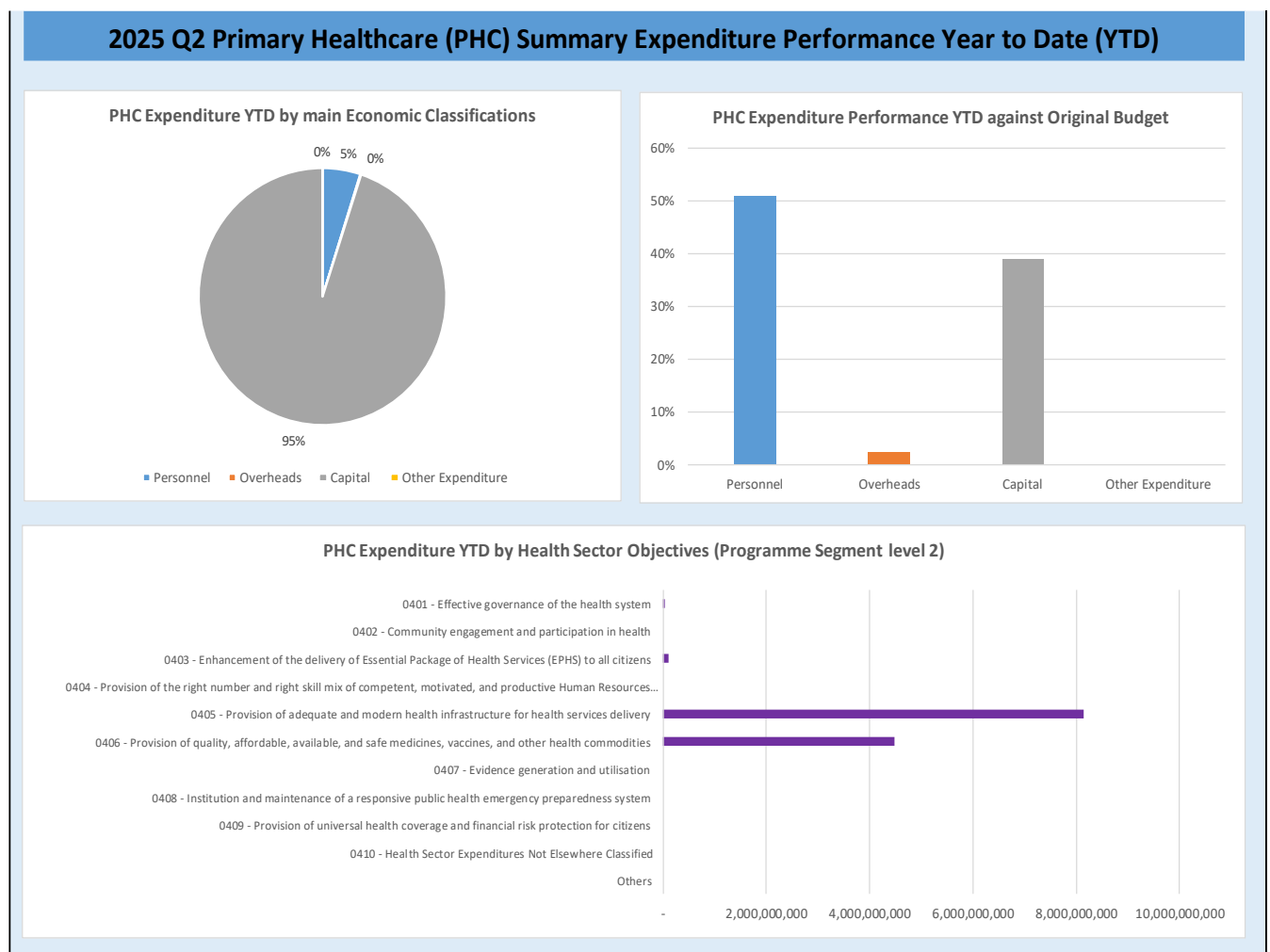
4 Primary Healthcare Budget Performance

4.A Overview

Before the beginning of the 2025 fiscal year, the annual budget prepared for all the activities within the primary health sub-sector stands at the sum of ₦ 15,987,250,189.11 only. However, within the first and second quarters of the year, the sum of ₦6,503,602,501.13 is observed to have been spent on the sub-sector. This amount represents about 42.5% of the total amount budgeted for total expenditure within the sub-sector. This proportion of implementation shows fairly good performance when targeting 50% for the first two quarters of the year. However, it has earlier been noted that a number of the activities within the sub-sector are dependent on donor funding programmes and projects, and being the first two quarters of the year, several such funds are yet to be drawn down on due to the procurement processes that need to be observed.

A summary of the performance Year to Date (YTD) against the revised budget is provided below for the main economic classifications of expenditure, and YTD against the programme segment (Objective level).

Figure 3: Summary of Primary Health Care Budget Performance for Quarter and Year to Date





4.B Budget Implementation Reports by the NCOA Segment

Table 20: Primary Healthcare Expenditure by Administrative Classification

Bauchi State Government Budget Performance Report 2025 Q2 - Primary Healthcare Expenditure by Administrative Classification

Code	Administrative Unit	2025 Original Budget	2025 Revised Budget	2025 Q2 Performance	2025 Performance Year to Date (Q1-Q2)	% Performance Year to Date against 2025 Revised Budget	Balance (against Revised Budget)
	Total Expenditure	32,882,970,804.06	29,182,970,804.06	7,228,254,021.53	12,753,841,751.95	43.7%	16,429,129,052.11
020000000000	ECONOMIC SECTOR	20,000,000.00	20,000,000.00	-	-	0.0%	20,000,000.00
023800000000	MINISTRY OF BUDGET, ECONOMIC PLANNING AND MULTILATERAL COORDINATION	20,000,000.00	20,000,000.00	-	-	0.0%	20,000,000.00
023800300100	COMMUNITY AND SOCIAL DEVELOPMENT PROGRAM (CSDP)	20,000,000.00	20,000,000.00	-	-	0.0%	20,000,000.00
050000000000	SOCIAL SECTOR	32,862,970,804.06	29,162,970,804.06	7,228,254,021.53	12,753,841,751.95	43.7%	16,409,129,052.11
052100000000	MINISTRY OF HEALTH	32,862,970,804.06	29,162,970,804.06	7,228,254,021.53	12,753,841,751.95	43.7%	16,409,129,052.11
052100100100	MINISTRY OF HEALTH	16,535,600,997.99	13,535,600,997.99	3,026,067,000.00	6,176,067,000.00	45.6%	7,359,533,997.99
052100300100	PRIMARY HEALTH CARE DEVELOPMENT AGENCY	15,987,250,189.11	15,287,250,189.11	4,173,120,448.89	6,503,602,501.13	42.5%	8,783,647,687.98
052110200100	HOSPITALS MANAGEMENT BOARD	50,000,000.00	50,000,000.00	-	-	0.0%	50,000,000.00
052111600100	BAUCHI STATE AGENCY FOR THE CONTROL OF HIV/AIDS, TUBERCULOSES, LEPROSY AND MAL	290,119,616.96	290,119,616.96	29,066,572.64	74,172,250.82	25.6%	215,947,366.14

Table 21: Primary Healthcare Expenditure by Functional Classification

Bauchi State Government Budget Performance Report 2025 Q2 - Primary Healthcare Expenditure by Functional Classification

Code	Function	2025 Original Budget	2025 Q2 Performance	2025 Performance Year to Date (Q1-Q2)	% Performance Year to Date against 2025 Revised Budget	Balance (against Revised Budget)
	Total Expenditure	32,882,970,804.06	7,228,254,021.53	12,753,841,751.95	43.7%	16,429,129,052.11
707	HEALTH	32,882,970,804.06	7,228,254,021.53	12,753,841,751.95	43.7%	16,429,129,052.11
7073	HOSPITAL SERVICES	70,000,000.00	-	-	0.0%	70,000,000.00
70731	GENERAL HOSPITAL SERVICES	70,000,000.00	-	-	0.0%	70,000,000.00
7074	PUBLIC HEALTH SERVICES	16,277,369,806.07	4,202,187,021.53	6,577,774,751.95	42.2%	8,999,595,054.12
70741	PUBLIC HEALTH SERVICES	16,277,369,806.07	4,202,187,021.53	6,577,774,751.95	42.2%	8,999,595,054.12
7076	HEALTH N.E.C.	16,535,600,997.99	3,026,067,000.00	6,176,067,000.00	45.6%	7,359,533,997.99
70761	HEALTH N.E.C.	16,535,600,997.99	3,026,067,000.00	6,176,067,000.00	45.6%	7,359,533,997.99



Table 22: Primary Healthcare Expenditure by Programme Classification

Bauchi State Government Budget Performance Report 2025 Q2 - Primary Healthcare Expenditure by Programme Classification

Code	Programme (Sector and Objective)	2025 Original Budget	2025 Revised Budget	2025 Q2 Performance	2025 Performance Year to Date (Q1-Q2)	% Performance Year to Date against 2025 Revised Budget	Balance (against Revised Budget)
	Total Expenditure	32,882,970,804.06	29,182,970,804.06	7,228,254,021.53	12,753,841,751.95	43.7%	16,429,129,052.11
04	Health	32,882,970,804.06	29,182,970,804.06	7,228,254,021.53	12,753,841,751.95	43.7%	16,429,129,052.11
0401	Effective governance of the health system	1,069,000,000.00	1,069,000,000.00	35,500,000.00	35,500,000.00	3.3%	1,033,500,000.00
0403	Enhancement of the delivery of Essential Package of Health Services (EPHS) to all citizens	570,000,000.00	570,000,000.00	100,922,074.90	100,922,074.90	17.7%	469,077,925.10
0405	Provision of adequate and modern health infrastructure for health services delivery	22,935,970,804.06	19,735,970,804.06	3,616,510,006.63	8,142,097,737.05	41.3%	11,593,873,067.01
0406	Provision of quality, affordable, available, and safe medicines, vaccines, and other health commod	8,200,000,000.00	7,700,000,000.00	3,475,321,940.00	4,475,321,940.00	58.1%	3,224,678,060.00
0407	Evidence generation and utilisation	108,000,000.00	108,000,000.00	-	-	0.0%	108,000,000.00



Table 23: Primary Healthcare Expenditure by Economic Classification

Bauchi State Government Budget Performance Report 2025 Q2 - Primary Healthcare Expenditure by Economic Classification

Code	Economic	2025 Original Budget	2025 Revised Budget	2025 Q2 Performance	2025 Performance Year to Date (Q1-Q2)	% Performance Year to Date against 2025 Revised Budget	Balance (against Revised Budget)
	Total Expenditure	32,882,970,804.06	29,182,970,804.06	7,228,254,021.53	12,753,841,751.95	43.7%	16,429,129,052.11
2	EXPENDITURES	32,882,970,804.06	29,182,970,804.06	7,228,254,021.53	12,753,841,751.95	43.7%	16,429,129,052.11
21	PERSONNEL COST	1,242,408,169.19	1,542,408,169.19	309,362,294.63	631,394,372.98	40.9%	911,013,796.21
2101	SALARY	880,453,037.80	1,180,453,037.80	289,552,700.74	591,485,188.54	50.1%	588,967,849.26
210101	SALARIES AND WAGES	880,453,037.80	1,180,453,037.80	289,552,700.74	591,485,188.54	50.1%	588,967,849.26
21010101	BASIC SALARY	880,453,037.80	1,180,453,037.80	289,552,700.74	591,485,188.54	50.1%	588,967,849.26
2102	ALLOWANCES AND SOCIAL CONTRIBUTION	361,955,131.39	361,955,131.39	19,809,593.89	39,909,184.44	11.0%	322,045,946.95
210201	ALLOWANCES	361,955,131.39	361,955,131.39	19,809,593.89	39,909,184.44	11.0%	322,045,946.95
21020102	Call Duty Allowance	93,300,264.21	93,300,264.21	7,787,095.08	15,193,214.28	16.3%	78,107,049.93
21020106	CONHESS 20% Increment	18,803,879.76	18,803,879.76	-	-	0.0%	18,803,879.76
21020119	Hazard Allowance	139,038,647.85	139,038,647.85	12,022,498.81	24,599,997.62	17.7%	114,438,650.23
21020143	Shift Duty Allowance Across MDAs	109,606,843.58	109,606,843.58	-	-	0.0%	109,606,843.58
21020146	Teaching Allowance	1,205,496.00	1,205,496.00	-	115,972.54	9.6%	1,089,523.46
22	OTHER RECURRENT COSTS	560,100,000.00	560,100,000.00	3,240,000.00	13,636,000.00	2.4%	546,464,000.00
2202	OVERHEAD COST	560,100,000.00	560,100,000.00	3,240,000.00	13,636,000.00	2.4%	546,464,000.00
220201	TRAVEL & TRANSPORT - GENERAL	14,000,000.00	14,000,000.00	530,000.00	530,000.00	3.8%	13,470,000.00
22020101	LOCAL TRAVEL & TRANSPORT: TRAINING	2,500,000.00	2,500,000.00	-	-	0.0%	2,500,000.00
22020102	LOCAL TRAVEL & TRANSPORT: OTHERS	11,500,000.00	11,500,000.00	530,000.00	530,000.00	4.6%	10,970,000.00
220202	UTILITIES - GENERAL	9,050,000.00	9,050,000.00	100,000.00	200,000.00	2.2%	8,850,000.00
22020201	ELECTRICITY CHARGES	4,000,000.00	4,000,000.00	100,000.00	200,000.00	5.0%	3,800,000.00
22020203	INTERNET ACCESS CHARGES	3,300,000.00	3,300,000.00	-	-	0.0%	3,300,000.00
22020205	WATER RATES	1,750,000.00	1,750,000.00	-	-	0.0%	1,750,000.00
220203	MATERIALS & SUPPLIES - GENERAL	112,000,000.00	112,000,000.00	50,000.00	50,000.00	0.0%	111,950,000.00
22020301	OFFICE STATIONERIES/COMPUTER CONSUMABLES	12,000,000.00	12,000,000.00	50,000.00	50,000.00	0.4%	11,950,000.00
22020305	PRINTING OF NON SECURITY DOCUMENTS	35,250,000.00	35,250,000.00	-	-	0.0%	35,250,000.00
22020307	DRUGS/LABORATORY/MEDICAL SUPPLIES	61,000,000.00	61,000,000.00	-	-	0.0%	61,000,000.00
22020309	UNIFORMS & OTHER CLOTHING	250,000.00	250,000.00	-	-	0.0%	250,000.00
22020311	FOOD STUFF / CATERING MATERIALS SUPPLIES	3,500,000.00	3,500,000.00	-	-	0.0%	3,500,000.00
220204	MAINTENANCE SERVICES - GENERAL	42,500,000.00	42,500,000.00	400,000.00	5,819,000.00	13.7%	36,681,000.00
22020401	MAINTENANCE OF MOTOR VEHICLE/TRANSPORT EQUIPMENT	11,000,000.00	11,000,000.00	-	-	0.0%	11,000,000.00
22020402	MAINTENANCE OF OFFICE FURNITURE	3,000,000.00	3,000,000.00	-	3,000,000.00	0.0%	3,000,000.00
22020403	MAINTENANCE OF OFFICE BUILDING / RESIDENTIAL QTRS	9,500,000.00	9,500,000.00	400,000.00	1,154,000.00	12.1%	8,346,000.00
22020404	MAINTENANCE OF OFFICE / IT EQUIPMENTS	8,000,000.00	8,000,000.00	-	-	0.0%	8,000,000.00
22020405	MAINTENANCE OF PLANTS/GENERATORS	4,000,000.00	4,000,000.00	-	-	0.0%	4,000,000.00
22020406	OTHER MAINTENANCE SERVICES	7,000,000.00	7,000,000.00	-	4,665,000.00	66.6%	2,335,000.00
220205	TRAINING - GENERAL	157,500,000.00	157,500,000.00	-	-	0.0%	157,500,000.00
22020501	LOCAL TRAINING	157,500,000.00	157,500,000.00	-	-	0.0%	157,500,000.00
220206	OTHER SERVICES - GENERAL	28,350,000.00	28,350,000.00	1,027,000.00	3,081,000.00	10.9%	25,269,000.00
22020601	SECURITY SERVICES	4,000,000.00	4,000,000.00	-	1,027,000.00	25.7%	2,973,000.00
22020602	OFFICE RENT	12,000,000.00	12,000,000.00	-	1,027,000.00	8.6%	10,973,000.00
22020605	CLEANING & FUMIGATION SERVICES	12,350,000.00	12,350,000.00	1,027,000.00	1,027,000.00	8.3%	11,323,000.00
220207	CONSULTING & PROFESSIONAL SERVICES - GENERAL	116,000,000.00	116,000,000.00	-	-	0.0%	116,000,000.00
22020701	FINANCIAL CONSULTING	16,000,000.00	16,000,000.00	-	-	0.0%	16,000,000.00
22020708	MEDICAL CONSULTING	100,000,000.00	100,000,000.00	-	-	0.0%	100,000,000.00



Bauchi State Government Budget Performance Report 2025 Q2 - Primary Healthcare Expenditure by Economic Classification

Code	Economic	2025 Original Budget	2025 Revised Budget	2025 Q2 Performance	2025 Performance Year to Date (Q1-Q2)	% Performance Year to Date against 2025 Revised Budget	Balance (against Revised Budget)
220208	FUEL & LUBRICANTS - GENERAL	30,000,000.00	30,000,000.00	200,000.00	523,000.00	1.7%	29,477,000.00
22020801	MOTOR VEHICLE FUEL COST	23,000,000.00	23,000,000.00	200,000.00	200,000.00	0.9%	22,800,000.00
22020803	PLANT / GENERATOR FUEL COST	7,000,000.00	7,000,000.00	-	323,000.00	4.6%	6,677,000.00
220209	FINANCIAL CHARGES - GENERAL	350,000.00	350,000.00	-	-	0.0%	350,000.00
22020901	BANK CHARGES (OTHER THAN INTEREST)	350,000.00	350,000.00	-	-	0.0%	350,000.00
220210	MISCELLANEOUS EXPENSES GENERAL	50,350,000.00	50,350,000.00	933,000.00	3,433,000.00	6.8%	46,917,000.00
22021001	REFRESHMENT & MEALS	11,250,000.00	11,250,000.00	433,000.00	433,000.00	3.8%	10,817,000.00
22021002	HONORARIUM & SITTING ALLOWANCE	4,000,000.00	4,000,000.00	-	1,000,000.00	25.0%	3,000,000.00
22021003	PUBLICITY & ADVERTISEMENTS	6,700,000.00	6,700,000.00	-	-	0.0%	6,700,000.00
22021004	MEDICAL EXPENSES-LOCAL	15,000,000.00	15,000,000.00	-	-	0.0%	15,000,000.00
22021007	WELFARE PACKAGES	2,900,000.00	2,900,000.00	500,000.00	2,000,000.00	69.0%	900,000.00
22021021	SPECIAL DAYS/CELEBRATIONS	10,500,000.00	10,500,000.00	-	-	0.0%	10,500,000.00
23	CAPITAL EXPENDITURE	31,080,462,634.87	27,080,462,634.87	6,915,651,726.90	12,108,811,378.97	44.7%	14,971,651,255.90
2301	FIXED ASSETS PURCHASED	10,719,500,000.00	10,219,500,000.00	3,657,478,014.90	4,837,478,014.90	47.3%	5,382,021,985.10
230101	PURCHASE OF FIXED ASSETS - GENERAL	10,719,500,000.00	10,219,500,000.00	3,657,478,014.90	4,837,478,014.90	47.3%	5,382,021,985.10
23010105	PURCHASE OF MOTOR VEHICLES	65,000,000.00	65,000,000.00	-	-	0.0%	65,000,000.00
23010112	PURCHASE OF OFFICE FURNITURE AND FITTINGS	100,000,000.00	100,000,000.00	-	-	0.0%	100,000,000.00
23010113	PURCHASE OF COMPUTERS	33,000,000.00	33,000,000.00	-	-	0.0%	33,000,000.00
23010114	PURCHASE OF COMPUTER PRINTERS	5,000,000.00	5,000,000.00	-	-	0.0%	5,000,000.00
23010115	PURCHASE OF PHOTOCOPYING MACHINES	30,000,000.00	30,000,000.00	-	-	0.0%	30,000,000.00
23010118	PURCHASE OF SCANNERS	11,000,000.00	11,000,000.00	-	-	0.0%	11,000,000.00
23010122	PURCHASE OF HEALTH / MEDICAL EQUIPMENT	10,475,500,000.00	9,975,500,000.00	3,657,478,014.90	4,837,478,014.90	48.5%	5,138,021,985.10
2302	CONSTRUCTION / PROVISION	4,814,600,997.99	3,814,600,997.99	1,006,747,000.00	1,517,945,102.07	39.8%	2,296,655,895.92
230201	CONSTRUCTION / PROVISION OF FIXED ASSETS - GENERAL	4,814,600,997.99	3,814,600,997.99	1,006,747,000.00	1,517,945,102.07	39.8%	2,296,655,895.92
23020102	CONSTRUCTION / PROVISION OF RESIDENTIAL BUILDINGS	3,000,000,000.00	2,000,000,000.00	1,000,000,000.00	1,000,000,000.00	50.0%	1,000,000,000.00
23020105	CONSTRUCTION / PROVISION OF WATER FACILITIES	150,000,000.00	150,000,000.00	-	-	0.0%	150,000,000.00
23020106	CONSTRUCTION / PROVISION OF HOSPITALS / HEALTH CENTRES	1,164,600,997.99	1,164,600,997.99	6,747,000.00	517,945,102.07	44.5%	646,655,895.92
23020118	CONSTRUCTION / PROVISION OF INFRASTRUCTURE	500,000,000.00	500,000,000.00	-	-	0.0%	500,000,000.00
2303	REHABILITATION / REPAIRS	14,200,000,000.00	11,700,000,000.00	2,000,000,000.00	5,150,000,000.00	44.0%	6,550,000,000.00
230301	REHABILITATION / REPAIRS OF FIXED ASSETS - GENERAL	14,200,000,000.00	11,700,000,000.00	2,000,000,000.00	5,150,000,000.00	44.0%	6,550,000,000.00
23030105	REHABILITATION / REPAIRS - HOSPITAL / HEALTH CENTRES	14,200,000,000.00	11,700,000,000.00	2,000,000,000.00	5,150,000,000.00	44.0%	6,550,000,000.00
2305	OTHER CAPITAL PROJECTS	1,346,361,636.88	1,346,361,636.88	251,426,712.00	603,388,262.00	44.8%	742,973,374.88
230501	ACQUISITION OF NON TANGIBLE ASSETS	1,346,361,636.88	1,346,361,636.88	251,426,712.00	603,388,262.00	44.8%	742,973,374.88
23050101	RESEARCH AND DEVELOPMENT	876,361,636.88	876,361,636.88	191,537,800.00	511,537,800.00	58.4%	364,823,836.88
23050103	MONITORING AND EVALUATION	300,000,000.00	300,000,000.00	59,888,912.00	91,850,462.00	30.6%	208,149,538.00
23050104	ANNIVERSARIES/CELEBRATIONS	170,000,000.00	170,000,000.00	-	-	0.0%	170,000,000.00



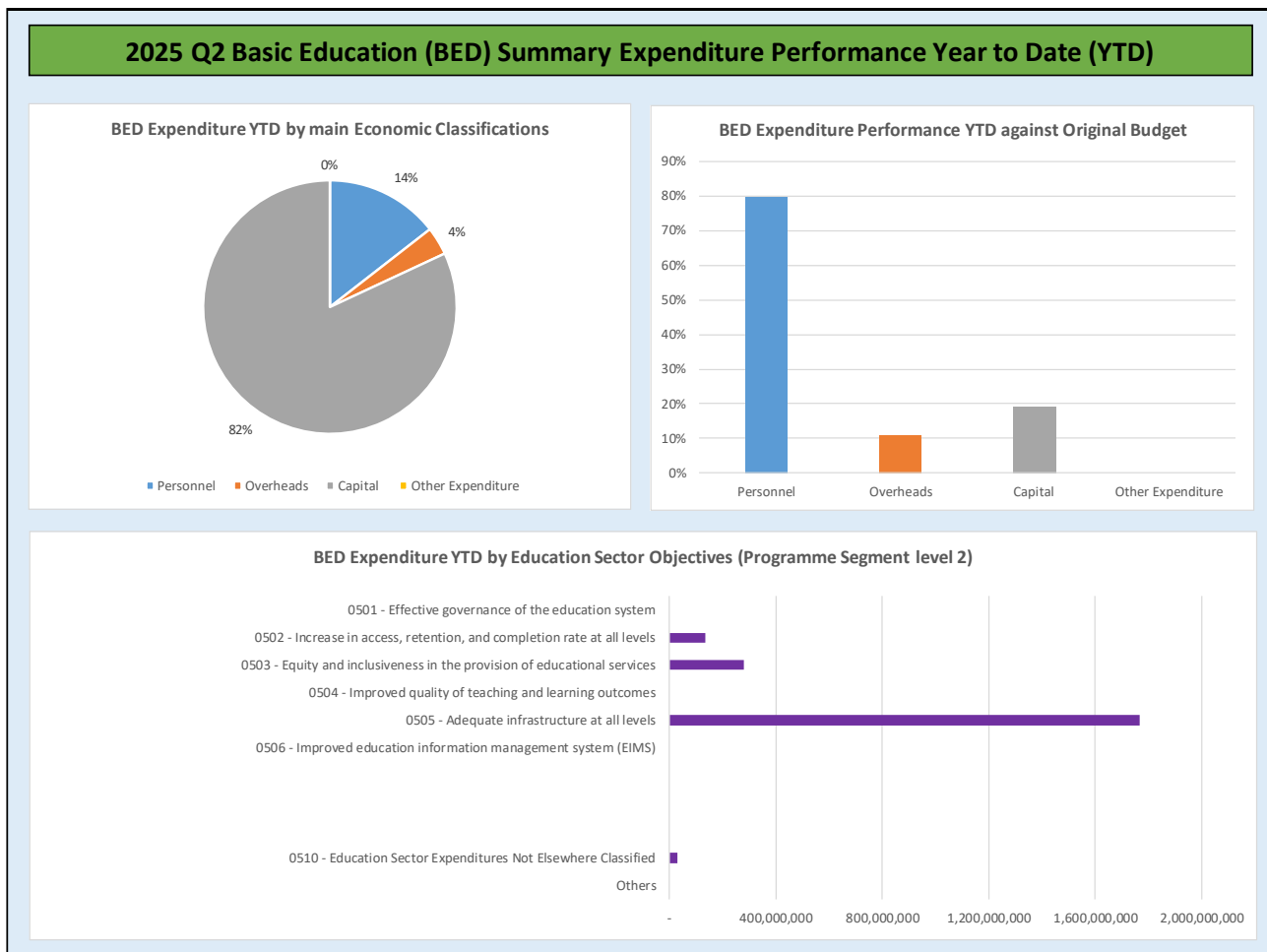
5 Basic Education Budget Performance

5.A Overview

Before the beginning of the 2025 fiscal year, the annual budget prepared for all the activities within the basic education sub-sector stands at the sum of ₦9,632,811,310.14 only. However, within the first and second quarters of the year, the sum of ₦1,930,400,755.05 is observed to have been spent on the sub-sector. This amount represents about 10.1% of the total amount budgeted for total expenditure within the sub-sector. This proportion of implementation, though, falls below the expected proportion of 50% for the first two quarters, is relatively low. As can be seen, the personnel cost component of the total expenditure is already, on average of 22% implementation per quarter, implying the commitment of the State Government to the overall well-being of personnel (including teachers) in the sub-sector. Similarly, the capital expenditure component of the sub-sector has also performed relatively well. Generally, the overhead cost of the sub-sector shows a relatively poor performance. This could be attributed to the inability of the heads of the Departments and Agencies that make up the sub-sector to access funds meant for materials and supplies at this early part of the year.

A summary of the performance Year to Date (YTD) against the revised budget is provided below for the main economic classifications of expenditure, and YTD against the programme segment (Objective level).

Figure 4: Summary of Basic Education Budget Performance Year to Date





5.B Budget Implementation Reports by NCOA Segment

Table 24: Basic Education Expenditure by Administrative Classification

Bauchi State Government Budget Performance Report 2025 Q2 - Basic Education Expenditure by Administrative Classification

Code	Administrative Unit	2025 Original Budget	2025 Revised Budget	2025 Q2 Performance	2025 Performance Year to Date (Q1-Q2)	% Performance Year to Date against 2025 Revised Budget	Balance (against Revised Budget)
	Total Expenditure	10,586,004,012.50	11,262,027,873.68	234,817,837.74	2,209,644,211.06	19.6%	9,052,383,662.62
010000000000	ADMINISTRATION SECTOR	15,500,000.00	15,500,000.00	-	-	0.0%	15,500,000.00
012500000000	OFFICE OF THE HEAD OF CIVIL SERVICE	15,500,000.00	15,500,000.00	-	-	0.0%	15,500,000.00
012500100100	OFFICE OF THE HEAD OF CIVIL SERVICE	15,500,000.00	15,500,000.00	-	-	0.0%	15,500,000.00
020000000000	ECONOMIC SECTOR	140,000,000.00	140,000,000.00	-	-	0.0%	140,000,000.00
023800000000	MINISTRY OF BUDGET, ECONOMIC PLANNING AND MULTILATERAL COORDINATION	140,000,000.00	140,000,000.00	-	-	0.0%	140,000,000.00
023800300100	COMMUNITY AND SOCIAL DEVELOPMENT PROGRAM (CSDP)	140,000,000.00	140,000,000.00	-	-	0.0%	140,000,000.00
050000000000	SOCIAL SECTOR	10,430,504,012.50	11,106,527,873.68	234,817,837.74	2,209,644,211.06	19.9%	8,896,883,662.62
051700000000	MINISTRY OF EDUCATION	10,430,504,012.50	11,106,527,873.68	234,817,837.74	2,209,644,211.06	19.9%	8,896,883,662.62
051700200100	STATE UNIVERSAL BASIC EDUCATION	9,632,811,310.14	10,089,937,164.78	88,144,015.60	1,930,400,755.05	19.1%	8,159,536,409.73
051700600100	BAUCHI STATE AGENCY FOR NOMADIC EDUCATION	797,692,702.36	1,016,590,708.90	146,673,822.14	279,243,456.01	27.5%	737,347,252.89

Table 25: Basic Education Expenditure by Functional Classification

Bauchi State Government Budget Performance Report 2025 Q2 -Basic Education Expenditure by Functional Classification

Code	Function	2025 Original Budget	2025 Revised Budget	2025 Q2 Performance	2025 Performance Year to Date (Q1-Q2)	% Performance Year to Date against 2025 Revised Budget	Balance (against Revised Budget)
	Total Expenditure	10,586,004,012.50	11,262,027,873.68	234,817,837.74	2,209,644,211.06	19.6%	9,052,383,662.62
709	EDUCATION	10,586,004,012.50	11,262,027,873.68	234,817,837.74	2,209,644,211.06	19.6%	9,052,383,662.62
7091	PRE-PRIMARY AND PRIMARY EDUCATION	10,586,004,012.50	11,262,027,873.68	234,817,837.74	2,209,644,211.06	19.6%	9,052,383,662.62
70912	PRIMARY EDUCATION	10,586,004,012.50	11,262,027,873.68	234,817,837.74	2,209,644,211.06	19.6%	9,052,383,662.62



Table 26: Basic Education Expenditure by Programme Classification

Bauchi State Government Budget Performance Report 2025 Q2 - Basic Education Expenditure by Programme Classification

Code	Programme (Sector and Objective)	2025 Original Budget	2025 Revised Budget	2025 Q2 Performance	2025 Performance Year to Date (Q1-Q2)	% Performance Year to Date against 2025 Revised Budget	Balance (against Revised Budget)
	Total Expenditure	10,586,004,012.50	11,262,027,873.68	234,817,837.74	2,209,644,211.06	19.6%	9,052,383,662.62
05	Education	10,450,504,012.50	11,126,527,873.68	234,817,837.74	2,209,644,211.06	19.9%	8,916,883,662.62
0501	Effective governance of the education system	298,000,000.00	298,000,000.00	-	-	0.0%	298,000,000.00
0502	Increase in access, retention, and completion rate at all levels	2,157,254,200.00	2,194,380,054.64	61,436,515.60	133,766,076.17	6.1%	2,060,613,978.47
0503	Equity and inclusiveness in the provision of educational services	521,392,702.36	740,290,708.90	146,673,822.14	279,243,456.01	37.7%	461,047,252.89
0504	Improved quality of teaching and learning outcomes	47,300,000.00	47,300,000.00	-	-	0.0%	47,300,000.00
0505	Adequate infrastructure at all levels	6,473,464,258.45	6,858,464,258.45	20,520,000.00	1,765,447,178.88	25.7%	5,093,017,079.57
0506	Improved education information management system (EIMS)	12,000,000.00	12,000,000.00	-	-	0.0%	12,000,000.00
0510	Education Sector Expenditures Not Elsewhere Classified	941,092,851.69	976,092,851.69	6,187,500.00	31,187,500.00	3.2%	944,905,351.69
13	Reform of Government and Governance	15,500,000.00	15,500,000.00	-	-	0.0%	15,500,000.00
1310	Reform of Government and Governance - General	15,500,000.00	15,500,000.00	-	-	0.0%	15,500,000.00
19	COVID-19	120,000,000.00	120,000,000.00	-	-	0.0%	120,000,000.00
1910	COVID-19 - General	120,000,000.00	120,000,000.00	-	-	0.0%	120,000,000.00



Table 27: Basic Education Expenditure by Economic Classification

Bauchi State Government Budget Performance Report 2025 Q2 - Basic Education Expenditure by Economic Classification

Code	Economic	2025 Original Budget	2025 Revised Budget	2025 Q2 Performance	2025 Performance Year to Date (Q1-Q2)	% Performance Year to Date against 2025 Revised Budget	Balance (against Revised Budget)
	Total Expenditure	10,586,004,012.50	11,262,027,873.68	234,817,837.74	2,209,644,211.06	19.6%	9,052,383,662.62
2	EXPENDITURES	10,586,004,012.50	11,262,027,873.68	234,817,837.74	2,209,644,211.06	19.6%	9,052,383,662.62
21	PERSONNEL COST	401,546,902.36	657,570,763.54	159,609,016.39	319,881,432.22	48.6%	337,689,331.32
2101	SALARY	234,264,050.66	402,967,470.80	100,519,900.75	201,483,735.40	50.0%	201,483,735.40
210101	SALARIES AND WAGES	234,264,050.66	402,967,470.80	100,519,900.75	201,483,735.40	50.0%	201,483,735.40
21010101	BASIC SALARY	234,264,050.66	402,967,470.80	100,519,900.75	201,483,735.40	50.0%	201,483,735.40
2102	ALLOWANCES AND SOCIAL CONTRIBUTION	167,282,851.70	254,603,292.74	59,089,115.64	118,397,696.82	46.5%	136,205,595.92
210201	ALLOWANCES	167,282,851.70	254,603,292.74	59,089,115.64	118,397,696.82	46.5%	136,205,595.92
21020111	Domestic Staff Allowance	1,100,000.00	1,100,000.00	219,000.00	438,000.00	39.8%	662,000.00
21020117	Furniture Allowance	20,697,895.74	30,173,605.44	6,749,460.14	13,524,132.60	44.8%	16,649,472.84
21020126	Meal Subsidy Allowance	4,411,575.70	4,463,520.00	905,455.65	1,814,271.30	40.6%	2,649,248.70
21020137	Rent Subsidy Allowance	64,731,908.04	121,040,825.72	30,206,180.04	60,520,412.86	50.0%	60,520,412.86
21020148	Transport Allowance	21,069,562.78	36,312,249.60	9,061,854.49	18,156,124.80	50.0%	18,156,124.80
21020149	Teachers Salary Scale Allowance	45,154,118.66	45,154,118.66	7,917,365.50	15,870,748.60	35.1%	29,283,370.06
21020151	Utility Allowance	9,897,590.78	16,138,773.32	4,027,489.82	8,069,386.66	50.0%	8,069,386.66
21020157	Entertainment Allowance	220,200.00	220,200.00	2,310.00	4,620.00	2.1%	215,580.00
22	OTHER RECURRENT COSTS	755,100,000.00	755,100,000.00	37,444,321.35	79,158,427.99	10.5%	675,941,572.01
2202	OVERHEAD COST	735,100,000.00	735,100,000.00	37,444,321.35	79,158,427.99	10.8%	655,941,572.01
220201	TRAVEL & TRANSPORT - GENERAL	105,000,000.00	105,000,000.00	12,024,950.00	32,377,028.03	30.8%	72,622,971.97
22020101	LOCAL TRAVEL & TRANSPORT: TRAINING	65,000,000.00	65,000,000.00	2,166,200.00	2,773,528.03	4.3%	62,226,471.97
22020102	LOCAL TRAVEL & TRANSPORT: OTHERS	40,000,000.00	40,000,000.00	9,858,750.00	29,603,500.00	74.0%	10,396,500.00
220202	UTILITIES - GENERAL	13,600,000.00	13,600,000.00	65,000.00	215,616.32	1.6%	13,384,383.68
22020201	ELECTRICITY CHARGES	6,500,000.00	6,500,000.00	65,000.00	215,616.32	3.3%	6,284,383.68
22020203	INTERNET ACCESS CHARGES	3,500,000.00	3,500,000.00	-	-	0.0%	3,500,000.00
22020205	WATER RATES	3,100,000.00	3,100,000.00	-	-	0.0%	3,100,000.00
22020206	SEWAGE CHARGES	500,000.00	500,000.00	-	-	0.0%	500,000.00
220203	MATERIALS & SUPPLIES - GENERAL	83,200,000.00	83,200,000.00	520,300.00	4,045,300.00	4.9%	79,154,700.00
22020301	OFFICE STATIONERIES/COMPUTER CONSUMABLES	22,500,000.00	22,500,000.00	257,500.00	642,500.00	2.9%	21,857,500.00
22020303	NEWSPAPERS	500,000.00	500,000.00	-	-	0.0%	500,000.00
22020304	MAGAZINES & PERIODICALS	5,250,000.00	5,250,000.00	-	-	0.0%	5,250,000.00
22020305	PRINTING OF NON SECURITY DOCUMENTS	4,500,000.00	4,500,000.00	262,800.00	902,800.00	20.1%	3,597,200.00
22020306	PRINTING OF SECURITY DOCUMENTS	150,000.00	150,000.00	-	-	0.0%	150,000.00
22020309	UNIFORMS & OTHER CLOTHING	300,000.00	300,000.00	-	-	0.0%	300,000.00
22020310	TEACHING AIDS / INSTRUCTION MATERIALS	50,000,000.00	50,000,000.00	-	2,500,000.00	5.0%	47,500,000.00



Bauchi State Government Budget Performance Report 2025 Q2 - Basic Education Expenditure by Economic Classification

Code	Economic	2025 Original Budget	2025 Revised Budget	2025 Q2 Performance	2025 Performance Year to Date (Q1-Q2)	% Performance Year to Date against 2025 Revised Budget	Balance (against Revised Budget)
220204	MAINTENANCE SERVICES - GENERAL	75,800,000.00	75,800,000.00	6,686,130.00	9,491,130.00	12.5%	66,308,870.00
22020401	MAINTENANCE OF MOTOR VEHICLE/TRANSPORT EQUIPMENT	9,000,000.00	9,000,000.00	1,622,500.00	1,622,500.00	18.0%	7,377,500.00
22020402	MAINTENANCE OF OFFICE FURNITURE	2,000,000.00	2,000,000.00	-	-	0.0%	2,000,000.00
22020403	MAINTENANCE OF OFFICE BUILDING / RESIDENTIAL QTRS	20,200,000.00	20,200,000.00	100,000.00	120,000.00	0.6%	20,080,000.00
22020404	MAINTENANCE OF OFFICE / IT EQUIPMENTS	2,100,000.00	2,100,000.00	-	-	0.0%	2,100,000.00
22020405	MAINTENANCE OF PLANTS/GENERATORS	2,500,000.00	2,500,000.00	-	-	0.0%	2,500,000.00
22020406	OTHER MAINTENANCE SERVICES	40,000,000.00	40,000,000.00	4,963,630.00	7,748,630.00	19.4%	32,251,370.00
220205	TRAINING - GENERAL	165,000,000.00	165,000,000.00	3,340,000.00	3,340,000.00	2.0%	161,660,000.00
22020501	LOCAL TRAINING	165,000,000.00	165,000,000.00	3,340,000.00	3,340,000.00	2.0%	161,660,000.00
220206	OTHER SERVICES - GENERAL	1,000,000.00	1,000,000.00	252,000.00	315,000.00	31.5%	685,000.00
22020601	SECURITY SERVICES	1,000,000.00	1,000,000.00	252,000.00	315,000.00	31.5%	685,000.00
220207	CONSULTING & PROFESSIONAL SERVICES - GENERAL	60,000,000.00	60,000,000.00	-	-	0.0%	60,000,000.00
22020701	FINANCIAL CONSULTING	10,000,000.00	10,000,000.00	-	-	0.0%	10,000,000.00
22020703	LEGAL SERVICES	10,000,000.00	10,000,000.00	-	-	0.0%	10,000,000.00
22020704	ENGINEERING SERVICES	20,000,000.00	20,000,000.00	-	-	0.0%	20,000,000.00
22020709	AUDITING OF ACCOUNTS	20,000,000.00	20,000,000.00	-	-	0.0%	20,000,000.00
220208	FUEL & LUBRICANTS - GENERAL	51,500,000.00	51,500,000.00	7,601,894.10	10,906,894.10	21.2%	40,593,105.90
22020801	MOTOR VEHICLE FUEL COST	37,000,000.00	37,000,000.00	7,521,894.10	10,826,894.10	29.3%	26,173,105.90
22020803	PLANT / GENERATOR FUEL COST	14,500,000.00	14,500,000.00	80,000.00	80,000.00	0.6%	14,420,000.00
220209	FINANCIAL CHARGES - GENERAL	2,500,000.00	2,500,000.00	8,047.25	8,047.25	0.3%	2,491,952.75
22020901	BANK CHARGES (OTHER THAN INTEREST)	2,500,000.00	2,500,000.00	8,047.25	8,047.25	0.3%	2,491,952.75
220210	MISCELLANEOUS EXPENSES GENERAL	177,500,000.00	177,500,000.00	6,946,000.00	18,459,412.29	10.4%	159,040,587.71
22021001	REFRESHMENT & MEALS	23,500,000.00	23,500,000.00	1,255,000.00	6,275,000.00	26.7%	17,225,000.00
22021002	HONORARIUM & SITTING ALLOWANCE	78,000,000.00	78,000,000.00	2,401,000.00	6,466,000.00	8.3%	71,534,000.00
22021003	PUBLICITY & ADVERTISEMENTS	8,500,000.00	8,500,000.00	256,400.00	856,400.00	10.1%	7,643,600.00
22021007	WELFARE PACKAGES	32,500,000.00	32,500,000.00	3,033,600.00	4,862,012.29	15.0%	27,637,987.71
22021009	SPORTING ACTIVITIES	15,000,000.00	15,000,000.00	-	-	0.0%	15,000,000.00
22021044	GENDER	20,000,000.00	20,000,000.00	-	-	0.0%	20,000,000.00
2205	SUBSIDIES GENERAL	20,000,000.00	20,000,000.00	-	-	0.0%	20,000,000.00
220501	SUBSIDY TO PUBLIC/PUBLIC INSTITUTIONS	20,000,000.00	20,000,000.00	-	-	0.0%	20,000,000.00
22050102	MEAL SUBSIDY	20,000,000.00	20,000,000.00	-	-	0.0%	20,000,000.00




Bauchi State Government Budget Performance Report 2025 Q2 - Basic Education Expenditure by Economic Classification

Code	Economic	2025 Original Budget	2025 Revised Budget	2025 Q2 Performance	2025 Performance Year to Date (Q1-Q2)	% Performance Year to Date against 2025 Revised Budget	Balance (against Revised Budget)
23	CAPITAL EXPENDITURE	9,429,357,110.14	9,849,357,110.14	37,764,500.00	1,810,604,350.85	18.4%	8,038,752,759.29
2301	FIXED ASSETS PURCHASED	850,392,851.69	1,090,392,851.69	36,707,500.00	375,897,500.00	34.5%	714,495,351.69
230101	PURCHASE OF FIXED ASSETS - GENERAL	850,392,851.69	1,090,392,851.69	36,707,500.00	375,897,500.00	34.5%	714,495,351.69
23010104	PURCHASE MOTOR CYCLES	12,000,000.00	12,000,000.00	10,000,000.00	12,000,000.00	100.0%	-
23010105	PURCHASE OF MOTOR VEHICLES	50,000,000.00	50,000,000.00	-	-	0.0%	50,000,000.00
23010112	PURCHASE OF OFFICE FURNITURE AND FITTINGS	98,000,000.00	98,000,000.00	-	-	0.0%	98,000,000.00
23010113	PURCHASE OF COMPUTERS	5,000,000.00	5,000,000.00	-	-	0.0%	5,000,000.00
23010114	PURCHASE OF COMPUTER PRINTERS	7,000,000.00	7,000,000.00	-	-	0.0%	7,000,000.00
23010124	PURCHASE OF TEACHING / LEARNING AID EQUIPMENT	586,800,000.00	826,800,000.00	26,707,500.00	363,897,500.00	44.0%	462,902,500.00
23010126	PURCHASE OF SPORTING / GAMING EQUIPMENT	71,592,851.69	71,592,851.69	-	-	0.0%	71,592,851.69
23010143	PURCHASE OF BEDDINGS/CLOTHING MATERIALS	20,000,000.00	20,000,000.00	-	-	0.0%	20,000,000.00
2302	CONSTRUCTION / PROVISION	5,577,964,258.45	5,757,964,258.45	-	692,410,792.23	12.0%	5,065,553,466.22
230201	CONSTRUCTION / PROVISION OF FIXED ASSETS - GENERAL	5,577,964,258.45	5,757,964,258.45	-	692,410,792.23	12.0%	5,065,553,466.22
23020105	CONSTRUCTION / PROVISION OF WATER FACILITIES	713,278,555.07	713,278,555.07	-	90,000,000.00	12.6%	623,278,555.07
23020107	CONSTRUCTION / PROVISION OF PUBLIC SCHOOLS	2,272,500,000.00	2,452,500,000.00	-	602,410,792.23	24.6%	1,850,089,207.77
23020111	CONSTRUCTION / PROVISION OF LIBRARIES	410,000,000.00	410,000,000.00	-	-	0.0%	410,000,000.00
23020113	CONSTRUCTION / PROVISION OF AGRICULTURAL FACILITIES	142,185,703.38	142,185,703.38	-	-	0.0%	142,185,703.38
23020118	CONSTRUCTION / PROVISION OF INFRASTRUCTURE	2,040,000,000.00	2,040,000,000.00	-	-	0.0%	2,040,000,000.00
2303	REHABILITATION / REPAIRS	2,693,000,000.00	2,693,000,000.00	-	740,326,386.65	27.5%	1,952,673,613.35
230301	REHABILITATION / REPAIRS OF FIXED ASSETS - GENERAL	2,693,000,000.00	2,693,000,000.00	-	740,326,386.65	27.5%	1,952,673,613.35
23030101	REHABILITATION / REPAIRS OF RESIDENTIAL BUILDING	60,000,000.00	60,000,000.00	-	-	0.0%	60,000,000.00
23030106	REHABILITATION / REPAIRS - PUBLIC SCHOOLS	2,010,000,000.00	2,010,000,000.00	-	600,000,000.00	29.9%	1,410,000,000.00
23030121	REHABILITATION / REPAIRS OF OFFICE BUILDINGS	623,000,000.00	623,000,000.00	-	140,326,386.65	22.5%	482,673,613.35
2305	OTHER CAPITAL PROJECTS	308,000,000.00	308,000,000.00	1,057,000.00	1,969,671.97	0.6%	306,030,328.03
230501	ACQUISITION OF NON TANGIBLE ASSETS	308,000,000.00	308,000,000.00	1,057,000.00	1,969,671.97	0.6%	306,030,328.03
23050103	MONITORING AND EVALUATION	308,000,000.00	308,000,000.00	1,057,000.00	1,969,671.97	0.6%	306,030,328.03



Sign: 
A. M. Katagum
Honourable Commissioner
Ministry of Budget, Planning and Multilateral Coord.

Sign: 
Yakubu Adamu Phd
Honourable Commissioner
Ministry of Finance and Economic Development