





Set your document to **407mm** wide by **286mm** high and drop this into a new layer at 100%

### **A5 Interlocking Half Pocket 10mm Capacity**

We recommend text and logos be kept at least 10mm from the trim lines. Please remember to add 3mm of bleed to all sides by making sure colour/images/etc go to the red dotted line.

-  Non Print Area
-  Bleed Area
-  Trim
-  Crease