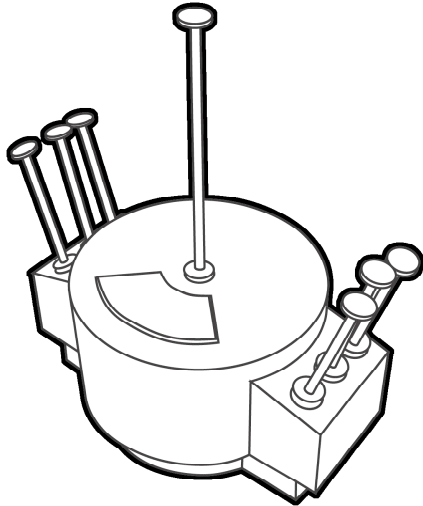


169



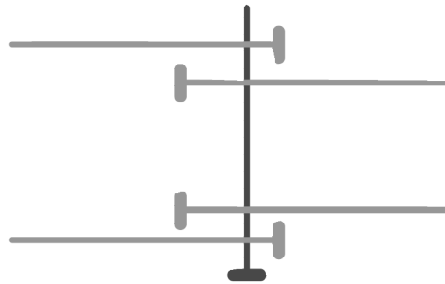
Balancing Broomsticks

What to do: Balance six broomsticks on top of the seventh.

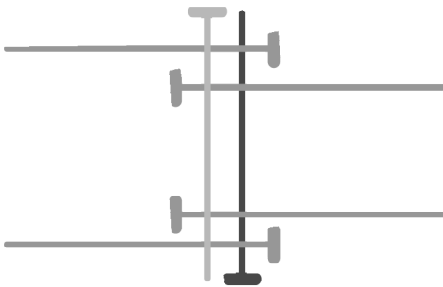
HOW TO DO IT



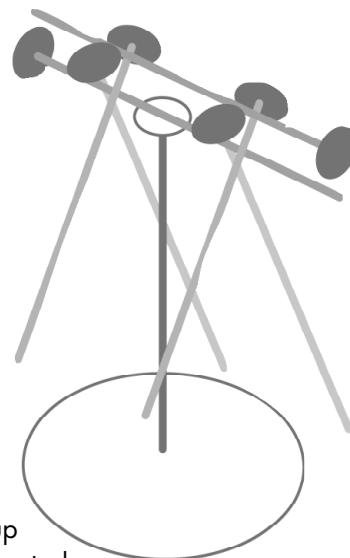
1. Place a broomstick on the floor.



2. Lay 4 broomsticks on top of the first.



3. Lay final broomstick directly above the first to lock them into position.



4. Carefully pick them up and position on the central broomstick.

N.B. This is just one of the many ways to do this puzzle.