



P200 Technical Specifications &

Seating Configurations

Oct 2023



Team

Artistic Director – Jez Bond
Executive Director – Catherine McKinney
Development Director – Tania Dunn
Producing Programmer – Amelia Cherry
Development & Producing Coordinator – Ellen Harris
General Manager – Tom Bailey
Deputy General Manager – David Hunter
Technical Manager – Gianluca Zona
Deputy Technical Manager – Teddy Nash
Venue Technician – Michael Bird
Finance Director – Elaine Lavelle
Finance Officer – Nicola Brown
Access Coordinator – David Deacon
Creative Engagement Manager – Carys Rose Thomas
Sales & Marketing Director – Dawn James
Head of Ticketing – Matthew Barker
Senior Marketing Officer – Anna Charlesworth
Marketing Assistant – Conor Gormally
Administrator – Mariah Sayer

Park Theatre

11-13 Clifton
Terrace
Finsbury Park
LONDON
N4 3JP



Useful Contacts:

Technical Manager: Gian.Zona@parktheatre.co.uk

Deputy Technical Manager: Teddy.Nash@parktheatre.co.uk

Front of House: Tom.Bailey@parktheatre.co.uk

Access Coordinator: David.Deacon@parktheatre.co.uk

Head Of Ticketing: Matthew.Barker@parktheatre.co.uk

Administration: Mariah.Sayer@parktheatre.co.uk

Please make contact with the relevant department to find out more information.

Important Information:

- **Submit LX plans, Set plans, Hanging Plots and RA's no later than 7 days before the Get-In.**
- **Set plans should be submitted 14 days before the Get-In.**
- **Your Get-In starts on the Sunday 6pm till 10pm, we will provide 4 general crew for this time.**
- **Access times are usually 10am till 10pm until the first Friday or Press Night, whichever comes first, unless discussed otherwise with Administration.**
- **There must be a Production Manager/Company Appointed Person present for both the Get-In and Get-Out.**
- **The doorway into P200 is w1830mm x h2095mm, all items delivered must fit through.**
- **The load in from the front door to the P200 door it is approximately a 13.6 meter walk and down one half flight of stairs.**
- **You cannot drill, screw into or paint the walls including the back wall.**
- **No double-sided carpet tape to be used on the floor or walls.**
- **Any show waste must be dealt with by the company.**
- **Park Theatre holds no masking.**
- **A site visit is mandatory as lighting bar positions are flexible and the plans for the space are 'architects drawings'.**
- **Park Theatre does not have any storage for flight cases/rubbish/tools. Please make sure flight cases are taken off site for the duration of you run.**
- **Your Get-Out will be on the Sunday 10am till 2pm, we will supply 4 General crew for this time.**
- **Post Get-Out, all of your shows equipment/costumes/props/hires/returns/tools must be dealt with and leave the building on that Sunday. Storage may be available at a cost.**



Space:

Standard Stage Height from floor = 380mm

Height Stage to Tension Wire Grid = 5300mm

Height Tension Wire Grid to Ceiling = 2200mm

Mixer Desk Position - Located SR in Control Room

Lighting Desk Position - Located SR in Control Room

Juliet balconies - each take a maximum weight of 500kg.

Screwing and fixing of any kind into the back wall of the theatre is strictly forbidden. Screwing and fixing of any kind into the stage deck requires written authorization.

Please direct any requests to Park Technical in writing at least 7 days prior to your get-in.

Lighting:

Desk: ETC ION

The desk is positioned in the control room stage right but can be placed in the Theatre during technical rehearsals.

Working light is provided through recessed ceiling skylights, providing natural light – these can only be operated by Park Technical and cannot be used as part of your show. There are Fluorescent tubes located in the grid and blue LED bulkheads in wing spaces providing additional working light and backstage blues.

There are DMX patch panels around the space, they can be patched in the dimmer room by Park Technical ONLY.

Dimmers

There are 90 circuits on ETC Sensor3 2.3kw dimmers distributed around the theatre, **all are switchable between Always-On, Dim and Relay Switched.**

60 circuits spread evenly above the TWG.

13 individual circuits evenly spaced along the front edge of the circle (2 of these circuits are paired. So 12 there are individual circuits.

6 sockets on the SL circle bar and 6 sockets in the SR circle bar (**each side-circle socket is paired with the corresponding opposite socket totalling 6 channels**).

6 individual circuits in each of the SL and SR wings – 12 in total at stage level.

All outlets are European Ceeform 16amp sockets and the DMX is standard 5 pin XLR.



House Lights

House Lights and workers should also be available on a submaster for Access Performances. P200 House lights are LED are all DMX controllable.

Park200 DMX Addresses:

House Lights Stalls

Red – 497, Green – 498, Blue – 499

House Lights Under-seating Row A

Red – 509, Green – 510, Blue – 511, White - 512

House Lights Circle

Red – 500, Green – 501, Blue – 502,
Circle Rail Whites – 503

Emergency Lighting

Exit Signs Stalls – 481, Exit Signs Circle – 482, Exit Down-lighters Stalls – 483, Exit Down-lighters Circle – 484, Exit Control Stalls – 505 & 506, Exit Control Circle – 507 & 508

Blues

Grid – 487, Wings – 488

Control Room LED Strip

Blue – 490, White – 491

Working Light

Fluorescent Tubes in Grid – 486

P200 DMX Patch

Please ensure the following addresses are NOT in your patch:

492, 489

Lanterns

- 24 X Selecon Rama HP 1kw inc Barn Door
- 3 X ADB Europe F201 2kw Fresnel inc Barn Door
- 22 x Source Four 25/50 Jnr 575w
- 10 x RJ 614SX 16-35deg
- 4 X Source Four Bodies 750w
- 4 X Source Four 19° Lens Tube
- 4 X Source Four 50° Lens Tube
- 17 x Single Cyc Units 1k
- 26 x Parcan 1k (with CP62 lamps)
- 6 Short nose Parcan 1k (CP62 lamps)
- We do not stock gobos or gobo holders

Layout of Bars

Park 200 has been designed to provide a flexible rigging environment by using a Tension Wire Grid (see below), offering moveable lighting positions in the grid and a further circle rail position around three sides. The Lighting rig above the grid is completely flexible, it is made up of scaffold poles and clamps. This means bars can be moved by the previous company and you are welcome to move them as well.



There are also two upstage winch bars with ladder beams located just down stage of the back wall. These are to be operated by Park Technical ONLY. They are both rated at 250kg evenly loaded each and can be fed from circuits in the grid.

Under rigging on the circle is fine, it cannot be done over the audience walkways as head room is compromised and it creates a hazard.

If you need to over rig lanterns on the circle you will need half couplers. Please bring your own and replace the G-Clamps after.

Please note there are limited flying facilities in Park200, please contact Park Technical with regard to flying possibilities.



Other Lighting Information

Assorted lengths of TRS and DMX cable. **Visiting companies are strongly advised to ensure provision is made for required cable length prior to your arrival.**

All Park Theatre lanterns are supplied with a hook clamp, safety bond and colour frame. Incoming productions and designers will be allowed to re-colour, focus and rearrange equipment to the needs of their own purposes. **If your production requires any accessories such as a clamp to be removed it is a requirement as part of your get-out to reinstate these.**

Please submit a lighting plan to Park Technical no later than 7 days before your production is due at the Park Theatre. Where possible have all circuits and gel colour CLEARLY MARKED.

House Light levels must be approved by Park Theatre before the 1st preview performance of the production – Your LD and SM will need to sign a form.

Any equipment hired or owned by the visiting company must be PAT tested prior to use in house at Park Theatre and related paperwork must be provided.

Any lighting Practicals brought in to the theatre can be inspected at any time. If they are deemed unsafe Park Theatre reserve the right to ban their use until they are corrected.

All the lighting is controlled by DMX 512 protocol distribution network.

On completion of your run during the Get-Out you are required to de-rig all fixtures and return the room to how it was found on your arrival.

Sound:

Equipment

- Full Sound & Video Qlab System (Mac Mini)
- 8 x K-Array KP102 flown above grid (fixed positions)
- 4 x K-Array KK52 rigged as under-balcony delays (fixed positions)
- 2 x K-Array KMT18P subs (usually situated on the Juliet balconies)
- 2 x Tannoy S300 speakers with amps (usually situated on the Juliet balconies)
- Processing (DME64 – 16 analogue in/out, Dante) and amps for the above
- Yamaha O1V96i with Dante card for connection to DME64
- Rack-mount DAW PC running CSC Pro and hardware control software
- 12 channel cue light system (10 outstations shared between venues)
- 6 x Tecpro party-line wired comms (shared between venues)

Co-ax and Cat 6 throughout. FOH and BOH paging system with show relay and BGM – all BOH speakers switchable between venues.



Sound Power

Dedicated sound power outlets are located throughout the auditorium.

Other Sound Information

Any externally sourced radio equipment used on Park Theatre premises must not infringe on frequencies used in house and/or other visiting companies. Park Theatre reserves the right to instruct visiting companies to control the frequencies of radio equipment should any issues arise. Please feel free to contact Park Technical for details of current frequencies used.

Power Distribution:

General local power outlets are located through the auditorium.

Set Rigging:

If you are hanging pieces of set or steel works, we must see a hanging plot at least 7 days before your Get-In. We will need to see weight loads and method statements.

Any rigging equipment required must be supplied, tested and appropriately rated.

Stage:

From when your crew and company enter the space until after the Get-Out we expect you to follow these Safety and Housekeeping rules:

- If your Company's Risk Assessment deems it appropriate, steel toe cap boots, hard hats (when overhead work is carried out) and high-vis vests should be worn.
- You are not to climb on, cut materials or paint on or around the seating in the auditorium.
- If the Cafe Bar is open, these spaces must be kept clear and tidy with minimal noise being made.
- We have one set of 7ft Zarges, two sets of 10ft Zarges plus 2 step ladders. On a double Get-In/Get-Out these must be shared between both spaces.
- Our large Zarges reach the underside of the grid. If you need to get to the upstage ceiling you may need to bring taller ladders.
- We do not have storage for flight cases, equipment, tools or rubbish.
- All rubbish/scrap/off cuts must be dealt with and removed by the first Saturday or Press Night, whichever comes first.
- When the Get-Out is complete Park Technical and the Production Manager/Company Appointed Person will do a final walk around to check everything is satisfactory.



Drapes and Masking:

Park Theatre does not stock any soft or hard masking. However, we have a collection of masking from old shows which may be recycled. Please check with Park Technical about looking at these items.

Stage Management:

Calls

Stage managers must be on 2-way radio (with an ear piece) from the half until the end of the show, this is for essential communication with Technical and FOH and to facilitate an evacuation or emergency situation.

SMs will also need to make their FOH and BOH calls from a paging system (located at show control). This will include House Open, 5, 3, 1 minute calls, as directed.

Smoking

Smoking on stage can be authorised. Please be aware that Park Theatre only allow the smoking of HERBAL cigarettes on our stages.

Laundry

There is a laundry room with a washing machine and tumble dryer backstage. This is for the use of both companies and you can usually work out a rota between you.

Get-Out:

You will have 30 minutes after your last show comes down (Saturday PM). Then your Get-Out time will be on the Sunday from 10am till 2pm, we will supply 4 General crew for this time.

In this time you must ensure:

- All of your show's equipment, costumes, props, hires, tools and returns are dealt with and leave the building on the Sunday of your Get-Out. Limited off site storage may be arranged at a cost.
- All of the set is removed and the stage is as you found it.
- Park Theatre will decide if the stage area needs to be re-painted, please bring a tin of Flints Black paint.
- You have removed any nails, screws or staples used.
- All props and costumes are packed up.
- You have cleared and cleaned your dressing rooms (including the dressing room and green room fridges).
- The auditorium is clean and tidy as agreed with Park Technical and the Production Manager/Company Appointed Person.

Also Available:

Also at an additional charge we can provide the following additional technical equipment (subject to availability):

Equipment	Day Hire	Week Hire	4 Week Hire
Unique Hazer	£40+VAT	£70+VAT	£224+VAT
Wireless Hand-held Microphone	£30+VAT	£60+VAT	£192+VAT
Sure SM58	£5+VAT	£10+VAT	£32+VAT
Christie LX605 Projector	£50+VAT	£120+VAT	£400+VAT
Yamaha Digital Piano	£25+VAT	£100+VAT	£200+VAT

***For longer hire periods –prices available on request**

If you require and crew for a Get-In or Get-Out we may be able to help book them. This is on a show by show basis.

Park Theatre may be able to supply some other consumable items at a cost- screws, Flints black paint, painting equipment, Flambar, tape, drill bits. Prices available on request.

Dressing Rooms:

Park Theatre Dressing Rooms are as follows:

Dressing Room A – 7 Stations

Dressing Room B – 5 Stations

Dressing Room C – 4 Stations

All dressing rooms have make up lights, mirrors and fridges.

Companies will be expected to share dressing rooms in a festival style where necessary. Private/Star Dressing Rooms are not possible and it should be expected that different companies and different sexes may share dressing rooms, particularly when we have large casts. All company members should be aware of this so that their expectations are clearly managed by the Producer prior to arrival. This should be seen as a collaborative and non-territorial approach to providing great shows to audiences. Please contact the General Manager to arrange dressing room allocation.

Backstage Washroom Facilities:

Two toilets (one is gender neutral and an access toilet) plus two unisex showers.



General Information:

The entire building, including the auditoria, is air conditioned. Show relays (switchable between our two spaces) are feed to the BOH areas (dressing rooms, green rooms etc).

The lighting desk and dimmers are ETC. There are patch panels in both spaces to facilitate running video/projection for shows without having to run cables around the building.

Access/Parking:

Get-in access is through the front doors of Park Theatre on Clifton Terrace.

Park Theatre cannot offer any parking at all. On Sundays the parking restrictions outside the theatre are exempt. However, as we are located close to Arsenal Football stadium, full parking restrictions are in place (even on a Sunday) when there is an Arsenal home match.

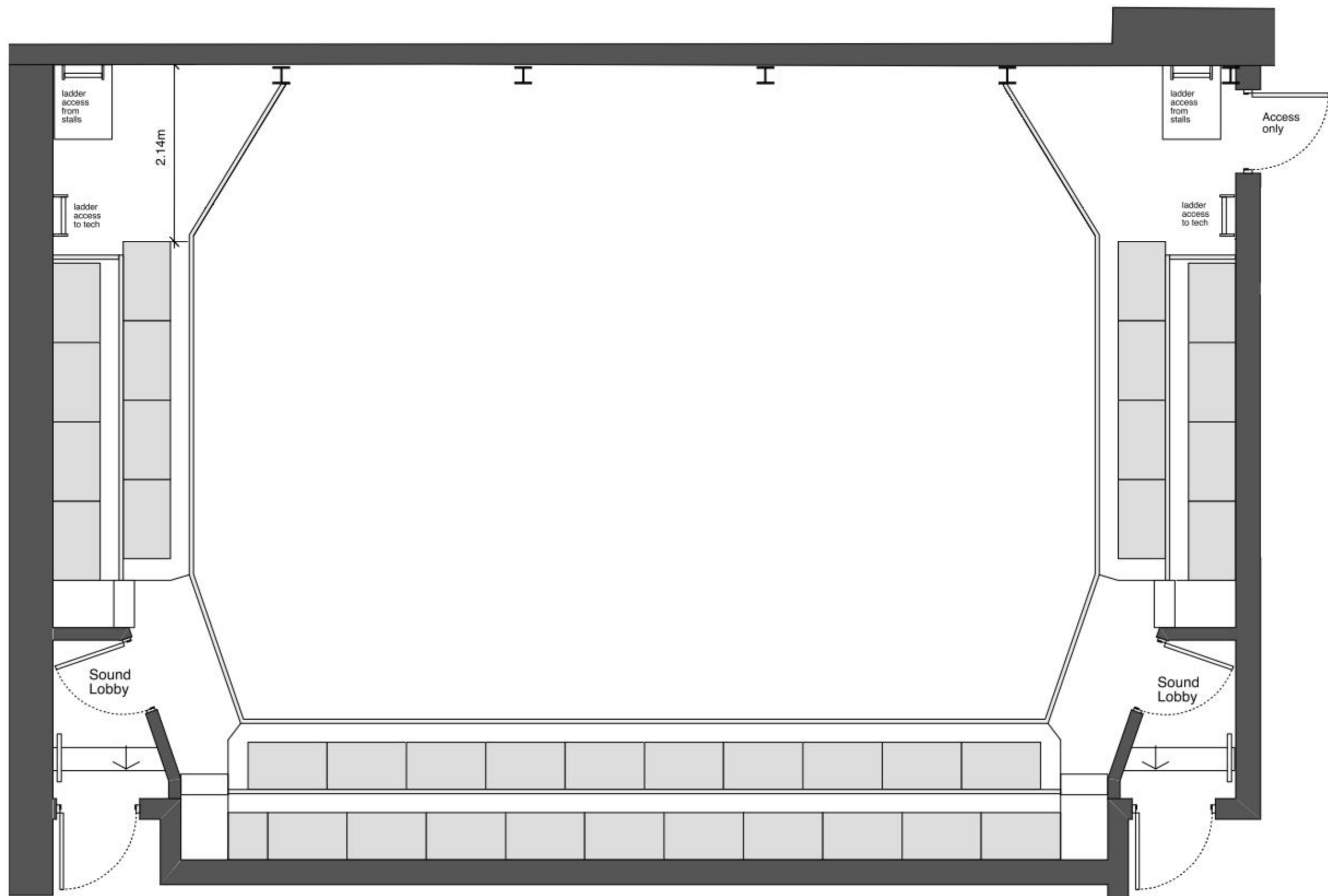
Items coming into Park200 must comfortably fit through a doorway measuring w1830mm x h2095mm. Large items may need to be removed from flight cases in the main foyer/cafe area and carried into the theatre space.

There is a small passenger lift that can also be used to transport flight cases one case at a time from street to stage level. The lift has a maximum weight capacity of 630kg. Any damage caused to the lift will result a charge to the Producer.

There is very limited space outside of the theatre spaces and due to this the visiting company must make arrangements to **store any empty flight cases off site** for the duration of your run. It is advised that if you undertake hires for your production that an arrangement is made with the hire company to **take away any empty cases following your get-in**, as space is very limited. Limited off site storage may be arranged at a cost.

Thank you & have a great run

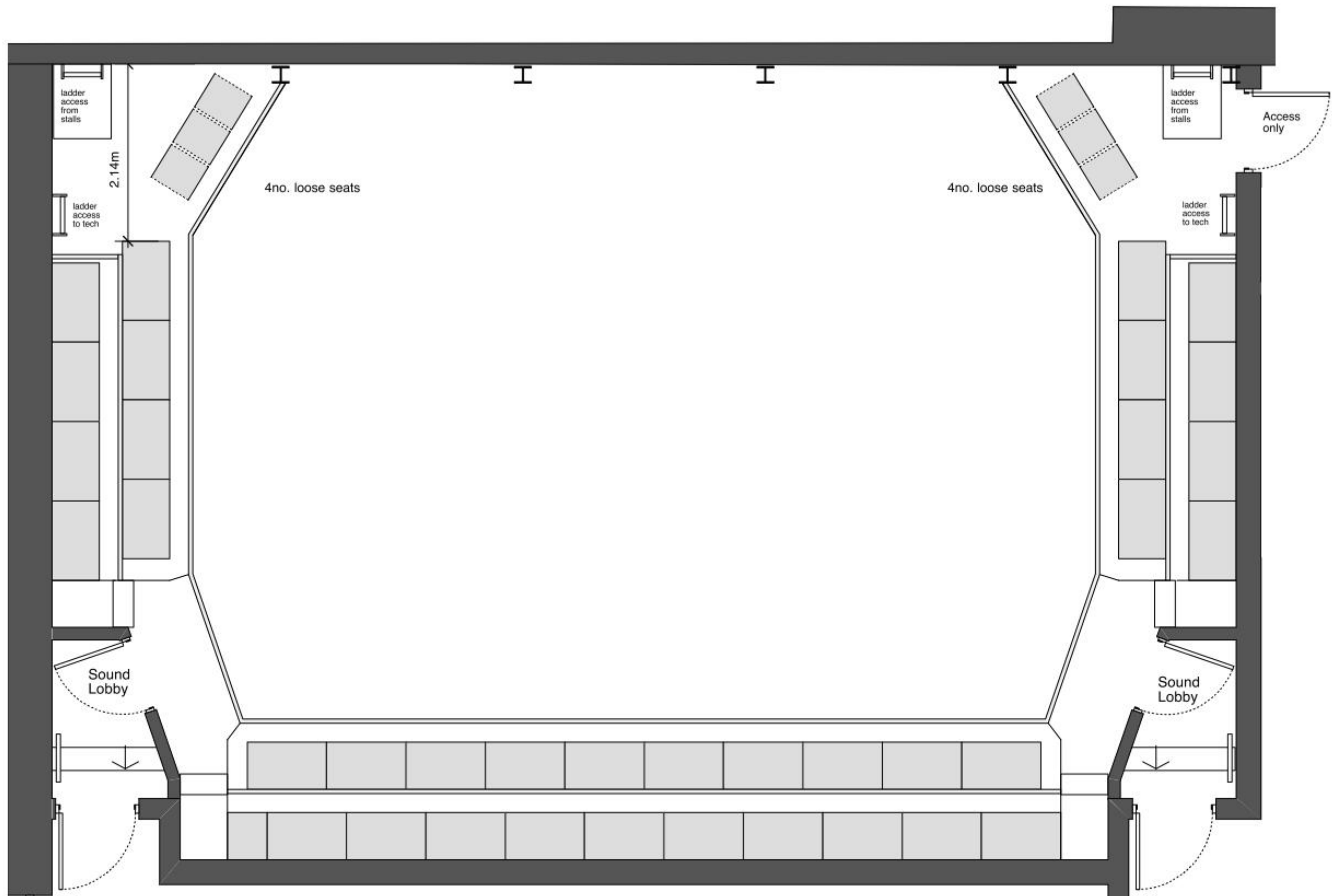
VWX File Available
Seating, LX and Set plans Are Below:



Thrust configuration

Circle Seating: 73

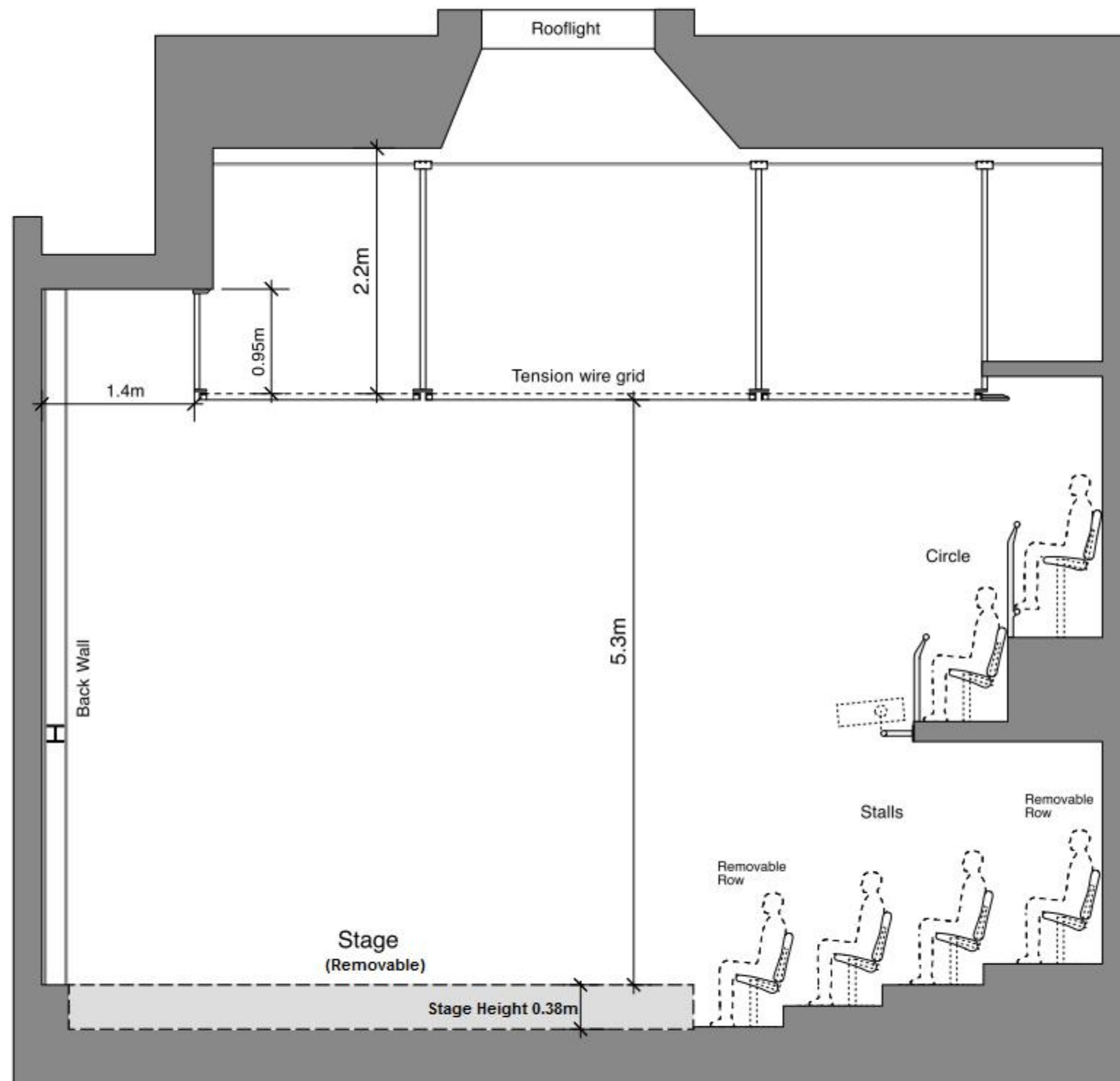
The Park Theatre, Clifton Terrace, N4	Studio 2 60 High Street Hampton Wick Surrey KT1 4DB
Park 200 - Circle Plan Thrust 1	T 020 8977 8108 W dharchitects.co.uk E mail@dharchitects.co.uk
1:50 @A3	david hughes architects
Feb' 13	
0437 751 P1	



In the round configuration

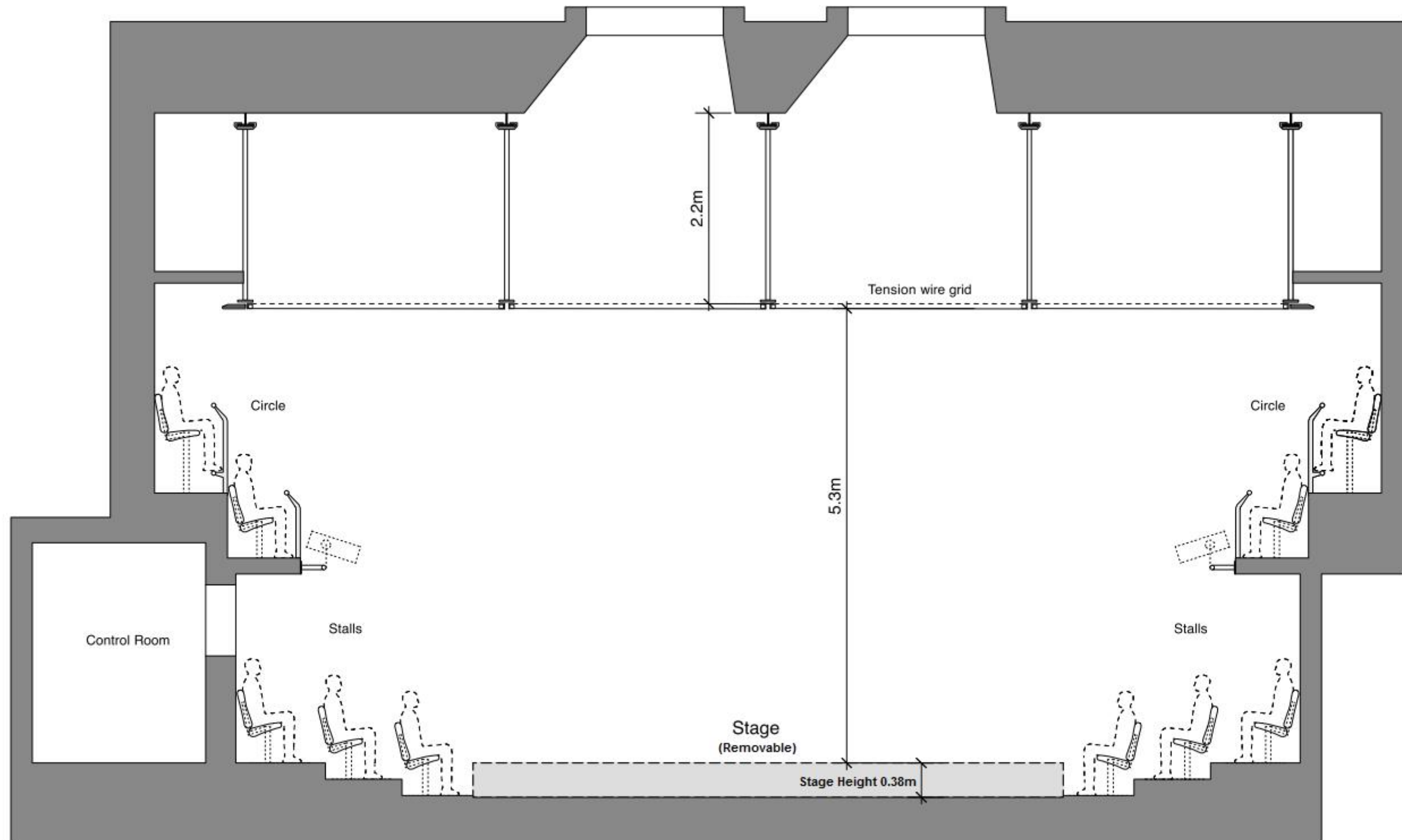
Circle Seating: 81

The Park Theatre, Clifton Terrace, N4	Studio 2 60 High Street Hampton Wick Surrey KT1 4DB
Park 200 - Circle Plan In the Round 1	T 020 8977 8108 W dharchitects.co.uk E mail@dharchitects.co.uk
1:50 @A3	david hughes architects
Feb' 13	
0437 755 P1	



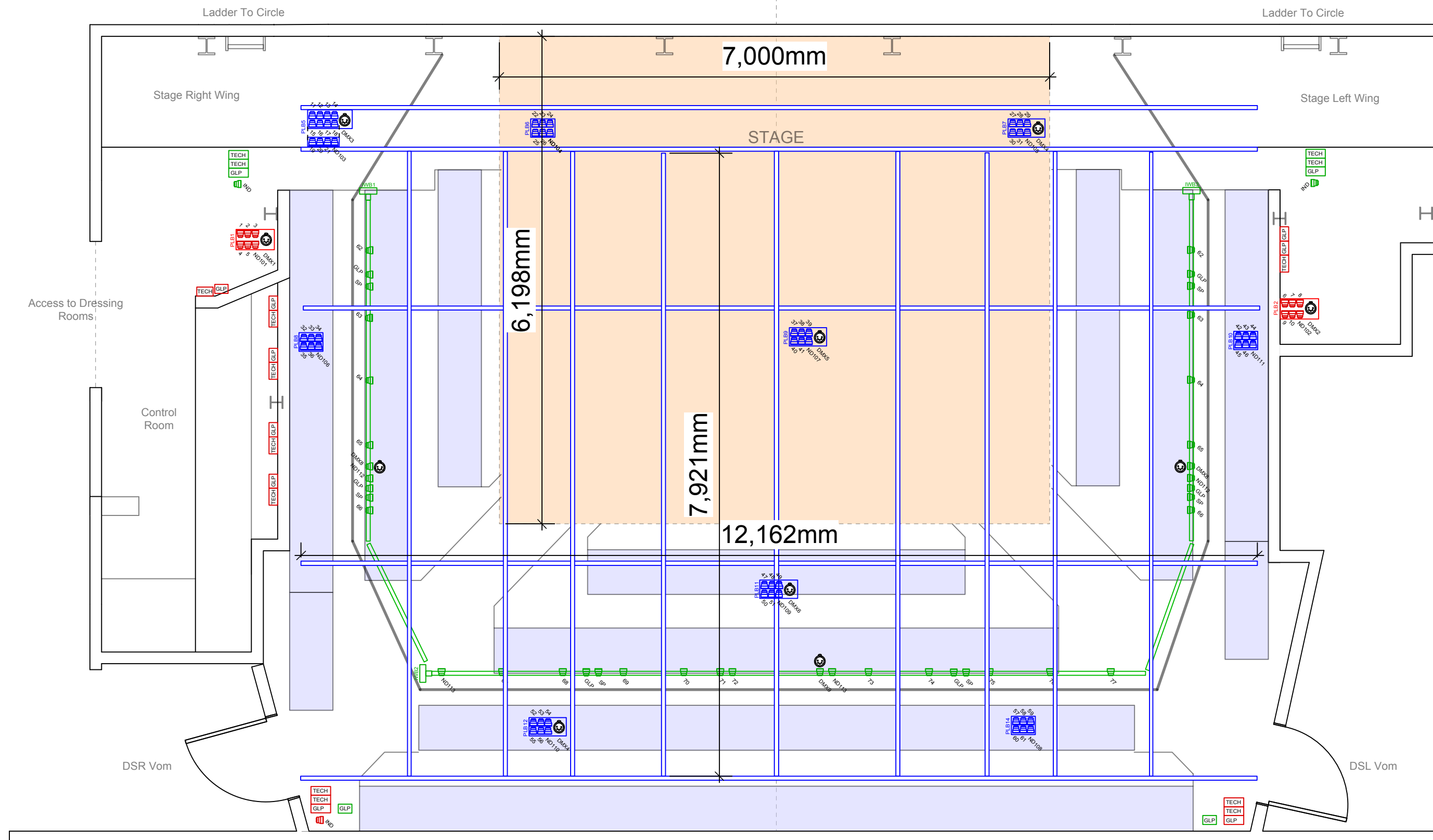
Cross Section
(Thrust 1 - Standard Stage configuration)

The Park Theatre, Clifton Terrace, N4	Studio 2 60 High Street Hampton Wick Surrey KT11 4DB
Park 200 Cross Section	T 020 8977 8108 W dharchitects.co.uk E mail@dharchitects.co.uk
1:50 @A3	<div>david hughes architects</div>
Feb' 13	
0437 763-A P1	



Long Section
(Thrust 1 - Standard Stage configuration)

The Park Theatre, Clifton Terrace, N4	Studio 2 60 High Street Hampton Wick Surrey KT1 4DB
Park 200 Long Section	T 020 8977 8108 W dharchitects.co.uk E mail@dharchitects.co.uk
1:50 @A3	david hughes architects
Feb' 13 0437 764-B P1	



NOTE:
 Stage Height from floor = 400mm
 Height Stage to Tension Wire Grid = 5300mm
 Height Tension Wire Grid to Ceiling = 2200mm
 Lighting Desk Position = Located SR in Control Room

Screwing and fixing of any kind into the stage deck requires written authorisation. Please direct any requests to the Technical Manager in writing at least ONE WEEK prior to your get-in.

Bars/Boxes in **Red** are at Stage Level and are approx 800mm from floor level.
 Bars/Boxes in **Green** are at Circle level and are approx 3000mm from floor level.
 Bars/Boxes in **Blue** are at Grid level and are approx. 6800mm from floor level.

PARK
 THEATRE CAFE BAR

PARK 200, Park Theatre
 DATE: April 2014

1:50 @ A3
 DO NOT SCALE FROM THIS PLAN

CONTACT: Gianluca Zona, Technical Manager
 gian.zona@parktheatre.co.uk

Park Theatre, Clifton Terrace
 Finsbury Park, London
 N4 3JP