



To: Business Coordination Board

From: Chief Executive

Date: 16 March 2021

VIEWS FROM THE PUBLIC RAISED WITH THE ACTING POLICE AND CRIME COMMISSIONER

1. Purpose

- 1.1 This report is a standing agenda item to the Business Co-ordination Board (the "Board"). The usual purpose of this report is to enable the Acting Police and Crime Commissioner (the "Acting Commissioner"), in line with his remit, to listen to questions, issues and concerns of the public and communities, and in providing this local link between them and Cambridgeshire Constabulary (the "Constabulary"), bring these to the attention of the Chief Constable for him to respond to, given the operational nature of the questions.
- 1.2 The purpose of this report is to update the Board with further analysis of public feedback received via the Precept Survey undertaken by the Office of the Police and Crime Commissioner in January 2021.

2. Background

- 2.1 Entitled '*Cambridgeshire residents asked for their views on police funding*', the online survey asked for people's views on an increase of £1.25 per month (based on a Band D property) to council tax which would enable the Chief Constable to implement a number of improvements to the service the public receive.
- 2.2 The survey also included a number of questions seeking the views of the public with regards to policing and crime, thus enabling a 'temperature check' of what issues local people are concerned about and how safe they feel living in Cambridgeshire. The responses to these questions are available as an evidence base for the incoming Commissioner should they wish to use it.
- 2.3 Members of the public without access to the internet were offered the opportunity to provide their views via telephone.

2.4 The headline results are attached at Appendix 1. Please note this does not include the responses regarding the precept increase as this was presented to the Acting Commissioner's Business Coordination Board on the 20th January 2021.

3. Recommendations

3.1 The Board is recommended to note the contents of the report

BIBLIOGRAPHY

Source Document	'Police & Crime Plan – Communities Theme – OPCC work to deliver broader partnership support', Agenda Item 10.0, Business Co-ordination Board, 20 th January 2021 https://s3.eu-west-2.amazonaws.com/media.cambridgeshire-pcc.gov.uk/uploads/2021/01/21-01-20-BCB-Agenda-Item-10.0-Police-and-Crime-Plan-Communities-Theme-OPCC-Paper-1.pdf
Contact Officer	James Haylett, Chief Executive, Office of the Police and Crime Commissioner

Appendix 1



Precept Survey 2021 – Analysis of public feedback

This report includes an analysis of responses received to additional questions included in the Police and Crime Commissioner's Precept Survey of January 2021.

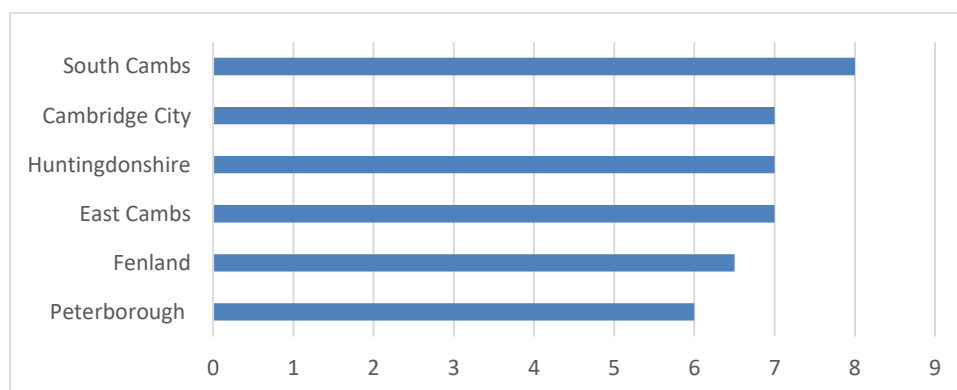
Eight additional questions were included to engage the views of the public with regards to policing and crime.

Analysis is provided below under each question as presented in the survey.

1. Feelings of safety

'On a scale of 1-10, with 1 being very unsafe and 10 being very safe, how safe do you feel in Cambridgeshire and Peterborough?'

The average response across the county was 7, with the regional differences as follows:



2. Additional comments provided on feelings of safety

Peterborough

- *"The huge increase in people dealing in heroin and cocaine in public places. The serious loss of local uniformed officers. The loss of confidence in local policing. The ease in which ASB and crime can be committed without fear of police presence on the streets. Apparently, no local police ownership of the crime problem."*
- *"I feel safe in the area I live, but I would not feel that way in certain areas of the city."*

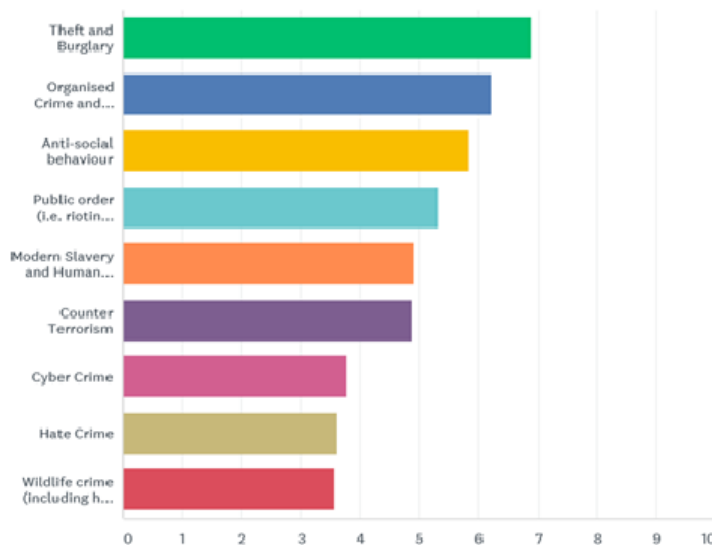
South Cambridgeshire

- *“Cycling theft is rife and not much seems to be done about it. Garages and van break ins are frequent too.”*
- *“I can walk around where I live without feeling worried or threatened. In Cambridge itself I also feel safe.”*

3. Rank the following issues according to how the Constabulary and its partners should prioritise them?

The overall summary is as follows:

Answered: 1,270 Skipped: 0



There was little in the way of regional differences across the county with Theft and Burglary the number one priority across all six local authority areas. Five local authority areas selected Organised Crime whereas Peterborough residents chose Anti-Social Behaviour.

Reasons given for the responses above range from:

Cambridge City

- *“Anti-social behaviour. There needs to be a more joined-up approach between the various agencies involved e.g. community policing teams, housing associations, social services, environment mental health, Cambridge City Council, etc. To give the victims more confidence that the issues are being taken seriously and dealt with effectively.”*
- *“Bike theft. There are a small number of thieves who make a lot of money stealing, transporting and selling bikes. They are spotted on many occasions, but always seem to be let off with very minor punishment despite being prolific.”*

East Cambridgeshire

- *“Any issues that involve the safeguarding of children and women. Domestic violence needs to be understood (training and education) and dealt with swiftly*

working robustly with all agencies and private organisations – keep an open mind about how to tackle these issues. Bring in experts to train, no in-house training.”

- *“Dog theft. Stealing catalytic converters. Knife crime. Speeding traffic and dangerous/drink driving.”*

Fenland

- *“Speeding is a concern, particularly in low speed areas. I also sometimes feel intimidated by other drivers.”*
- *“Speaking to pupils in schools.”*

Huntingdonshire

- *“Drug related issues, more work needs to be done to get it off the streets and Police should have the right to do tests on the streets, in public houses, work places and clubs without warning. Ask more companies to help with training to sniff out drugs in a workplace.”*
- *“Priority should be given to catching real criminals (burglars, violence, theft) not people who say nasty things online that really harm no one significantly and are easy to prosecute.”*

Peterborough

- *“Protecting young kids and protecting the elderly.”*
- *“Neighbourhood policing and visible policing which is non-existent which, in turn, encourages anti-social behaviour and other crime such as burglary.”*

South Cambridgeshire

- *“Hare coursing is NOT just wildlife crime it is actually TERRORISM – that’s what all people in the countryside are most afraid of these violent criminal gangs.”*
- *“Better mental health working.”*

4. Any other issues not listed

No responses provided.

5. Contact with the Constabulary

In response to the question: “Have you had contact with the Constabulary?”, 52.5% said they had, 43.8% said they had not and 3.7% preferred not to say.

6. What does the Constabulary do well?

A selection of responses is provided below:

Cambridge City

- *“I have reported occasional issues with rough sleepers behaving anti socially and have always had a thoughtful and helpful response.”*
- *“I reported (by phone) a discarded weapon I found whilst walking my dog – good experience.”*

East Cambridgeshire

- *“RCAT team are really effective.”*
- *“Fast Response and Victim Support.”*

Fenland

- *“Dedicated people, follow up, respect for victims of crime.”*
- *“Respond to emergency calls.”*

Huntingdonshire

- *“I think they have had a lot of success in tackling the drug problem and manufacture/distribution network.”*
- *“Plenty of information out for the public if they want to know.”*

Peterborough

- *“Community work: SpeedWatch, neighbourhood watch. Neighbourhood alter on-line system.”*
- *“They seem to have been very effective lately with organised crime and county lines.”*

South Cambridgeshire

- *“101 and 999 staff are exemplary when I have spoken to them. This is vital so that the correct response can be provided as soon as possible. Public do not understand that a car/response can be despatched while the conversation is ongoing. Perhaps if they were made aware of this some of them might not be so agitated and difficult to deal with.”*

7. What could the Constabulary improve on?

A selection of responses is provided below:

Cambridge City

- *“Communication with local people. Make bike theft unacceptable, talk about it, go to bike shops with frame numbers of stolen bikes, work with the community. This small crime ignored will be a bigger one down the line.”*
- *“Greater visible presence as a deterrent in areas where anti-social behaviour is occurring”.*

East Cambridgeshire

- *“Inter-agency work with mental health services, we need to be more compassionate of each other's limitations and lack of resources and not take frustrations out on each other.”*
- *“Visual patrols around town centres especially on market days.”*

Fenland

- *“Their response to minor crime, because this often has the biggest impact on individuals lives.”*

- *“1. Responding to burglaries. 2. Responding to complaints of vandalism by the public. 3. Increasing foot patrol officers around the town and surrounding residential areas.”*

Huntingdonshire

- *“Higher visible profile.”*
- *“The 101 system is woeful and, on the face of it, poorly staffed. On two occasions I have waited so long the call has automatically terminated.”*

Peterborough

- *“Enforcement.”*
- *“It would be nice to know who is responsible for the majority of Cambridgeshire crimes. We get the impression that ethnic minorities show up too often as being/acting outside of the norms of this country's laws and culture, and the authorities, police included, are scared of informing the public of this.”*

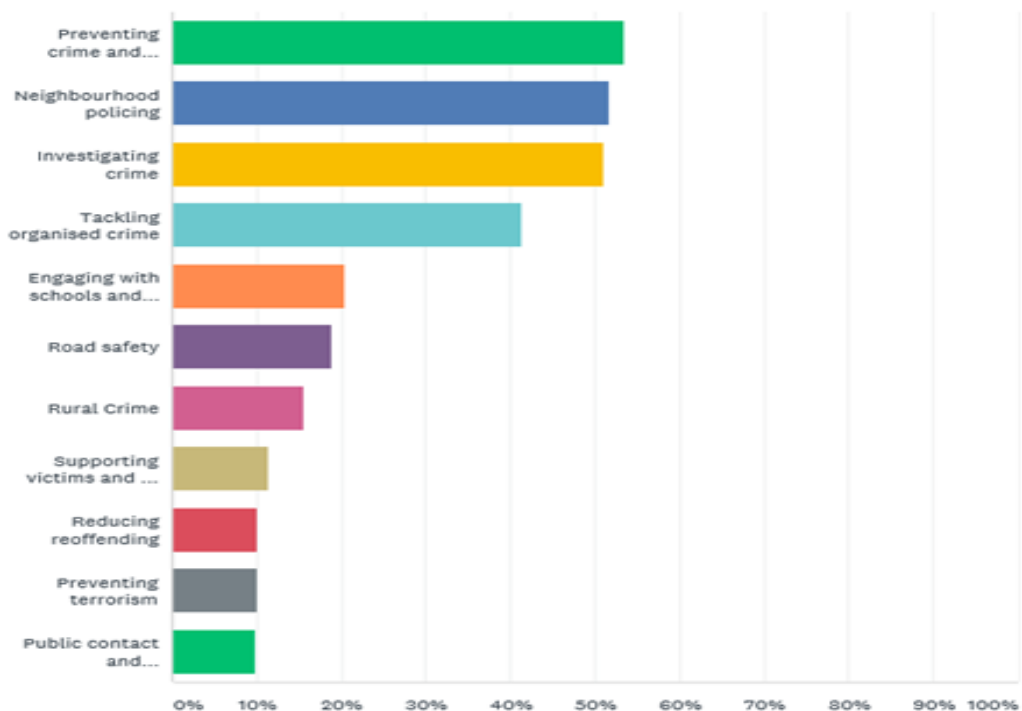
South Cambridgeshire

- *“Increased resource to focus on speeding and crime associated with vehicles.”*
- *“Awareness/investigation of the widespread nature of domestic violence and sexual abuse. Most cases do not even get reported.”*

8. **‘Cambridgeshire Constabulary is recruiting more warranted officers thanks to the Government’s investment in 20,000 more police officers nationally. What issues do you think the Constabulary should focus on?’ Please pick a maximum of three.**

The overall response was as follows:

Answered: 1,168 Skipped: 102



Peterborough	1. Preventing Crime, 2. Neighbourhood policing 3. Investigating crime
Fenland	1. Neighbourhood policing 2. Preventing crime 3. Investigating crime
East Cambridgeshire	1. Preventing Crime 2. Investigating crime 3. Tackling crime
Huntingdonshire	1. Neighbourhood policing 2. Preventing crime 3. Investigating crime
Cambridge City	1. Investigating crime 2. Preventing crime 3. Neighbourhood policing
South Cambridgeshire	1. Investigating crime 2. Preventing crime 3. Tackling crime

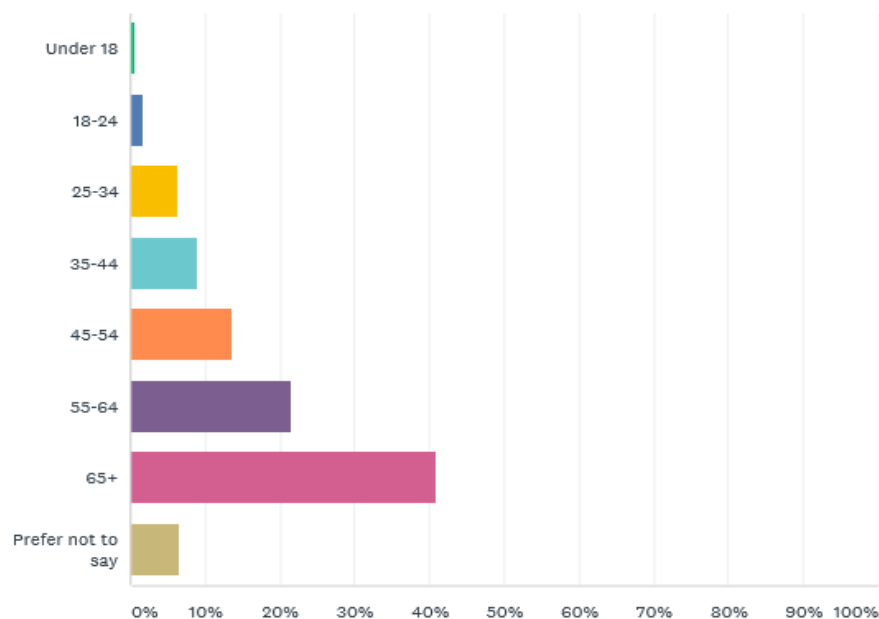
Questions 9 and 10 were covered in the Precept Survey Report presented at the Business Coordination meeting of 20th January 2020.

Equality and diversity analysis

11. Age: a profile of the age group of respondents is provided below:

Age group

Answered: 1,143 Skipped: 127



12. Ethnicity: a profile of the ethnicity of respondents is provided below:

ANSWER CHOICES	RESPONSES	
▼ White English	72.50%	828
▼ White Welsh	1.31%	15
▼ White Scottish	2.10%	24
▼ White Northern Irish	0.44%	5
▼ White British	8.49%	97
▼ White Gypsy or Irish Traveller	0.26%	3
▼ Any other White background	3.77%	43
▼ White and Black Caribbean	0.18%	2
▼ White and Black African	0.00%	0
▼ White and Asian	0.35%	4
▼ Any other Mixed or Multiple ethnic background	0.35%	4
▼ Asian or Asian British	0.44%	5
▼ Indian	0.35%	4
▼ Pakistani	0.18%	2
▼ Bangladeshi	0.09%	1
▼ Chinese	0.35%	4
▼ Any other Asian background	0.35%	4
▼ Black, African, Caribbean or Black British	0.09%	1
▼ African	0.18%	2
▼ Caribbean	0.00%	0
▼ Any other Black, African or Caribbean background	0.00%	0
▼ Arab	0.00%	0
▼ Prefer not to say	6.74%	77
▼ Other (please specify)	Responses 1.49%	17
TOTAL		1,142

13. Disability

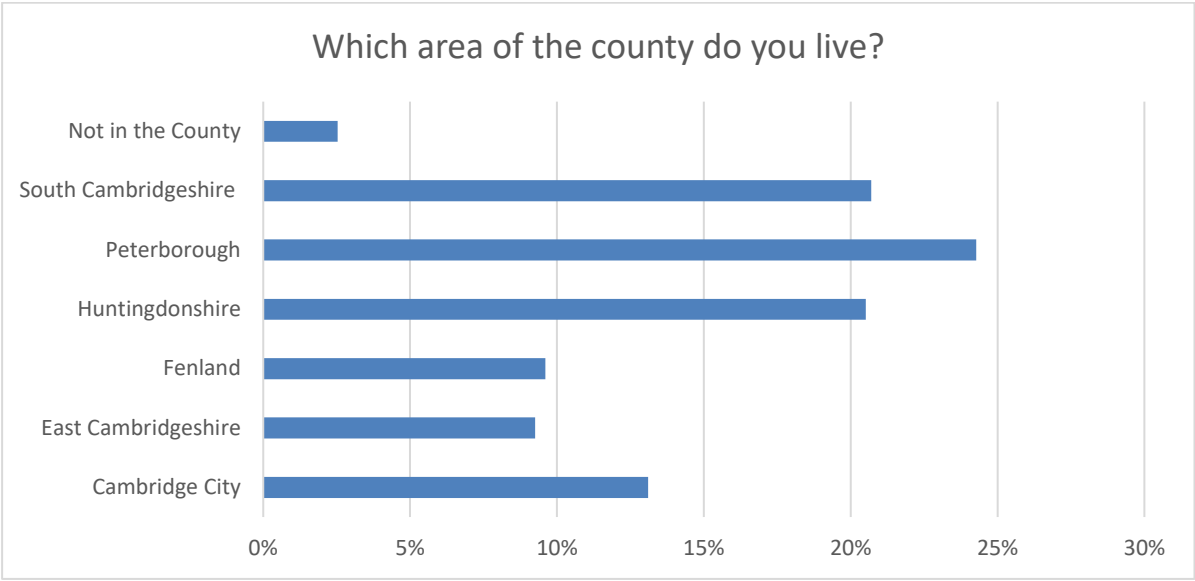
In answering the question, ‘do you have a long-standing illness, disability or infirmity?’, 21% said they did, 71% said they did not and 8% preferred not to say.

14. Gender

Of the 1,270 respondents, 53% were male, 41% female and 6% preferred not to say.

15. Residential area

In response to the question: Which area of the county do you live?', the following responses were given:



ENDS