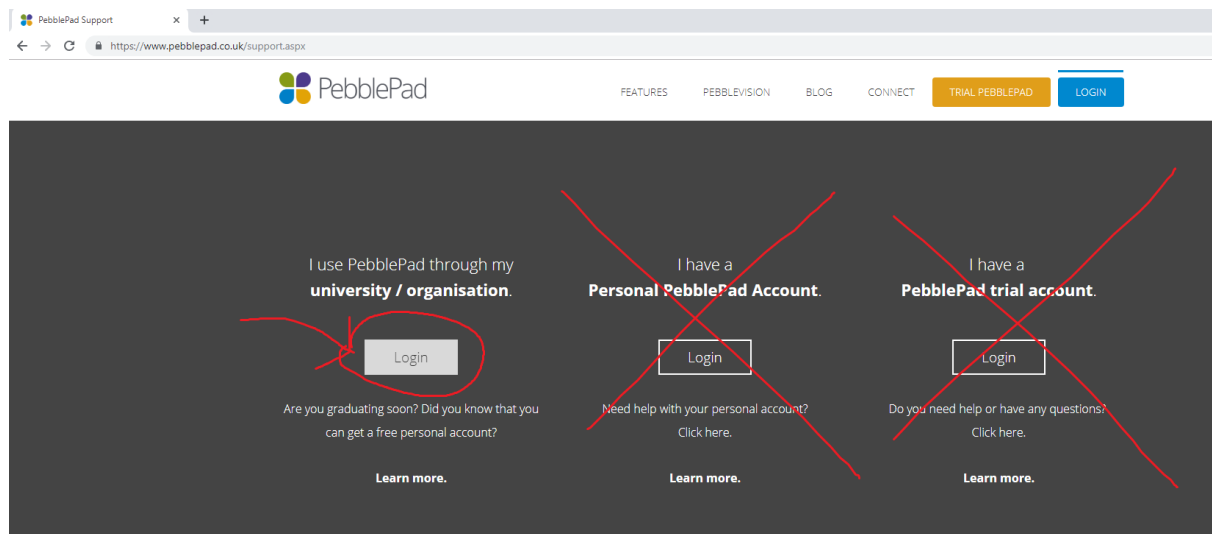
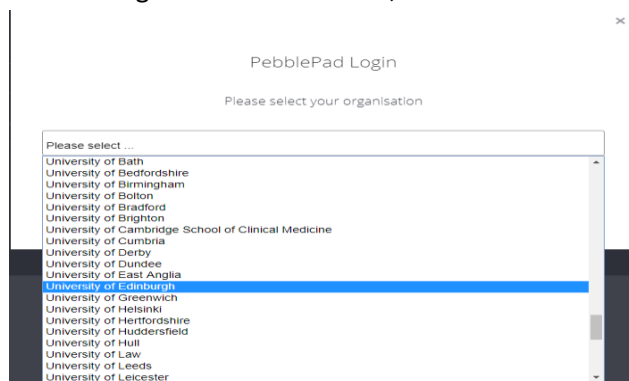



Go to pebblepad.co.uk and login



Click the login button on the left, NOT the other two



University of Edinburgh



University of Edinburgh

Login

☒ I have an IT account at this organisation

☐ I have a guest account for PebblePad

Login to PebblePad


[Change your password](#)

[View our terms & conditions](#)

After you click the login to pebblepad button above, it will take you to your University of Edinburgh login page. You need to use your EASE/Learn login here.

Log in - Your University Login - T... X

University of Edinburgh [GB] | https://www.ease.ed.ac.uk/login/



THE UNIVERSITY
of EDINBURGH

YOUR UNIVERSITY LOGIN

Log in

Username

v1smcki5

change

Password *

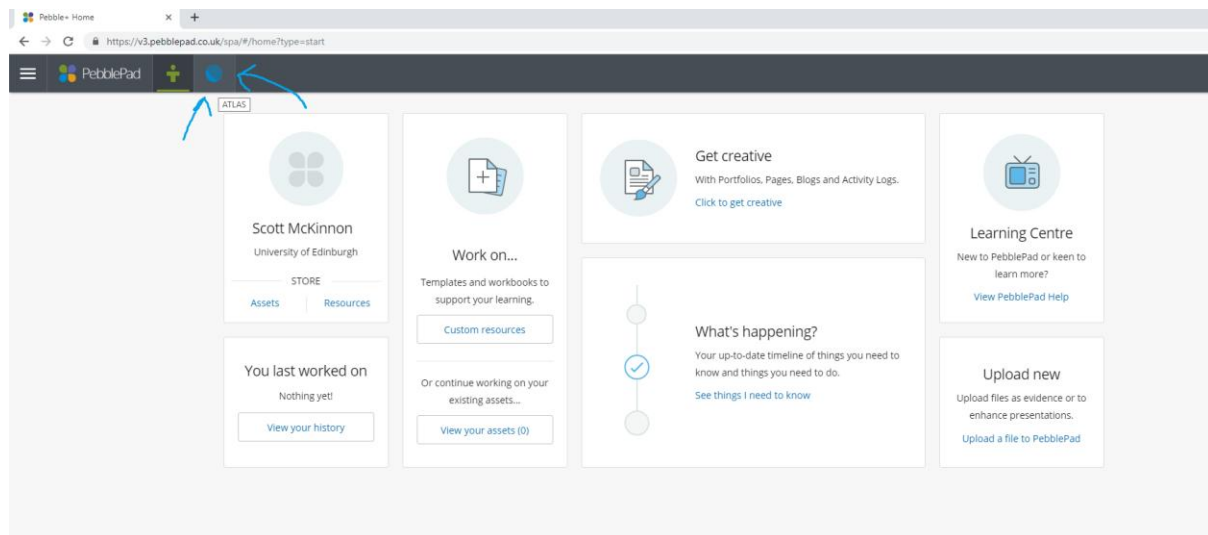
Help

Login

By using this service, you agree to abide by the University's computing regulations and you understand how the University uses your personal information.

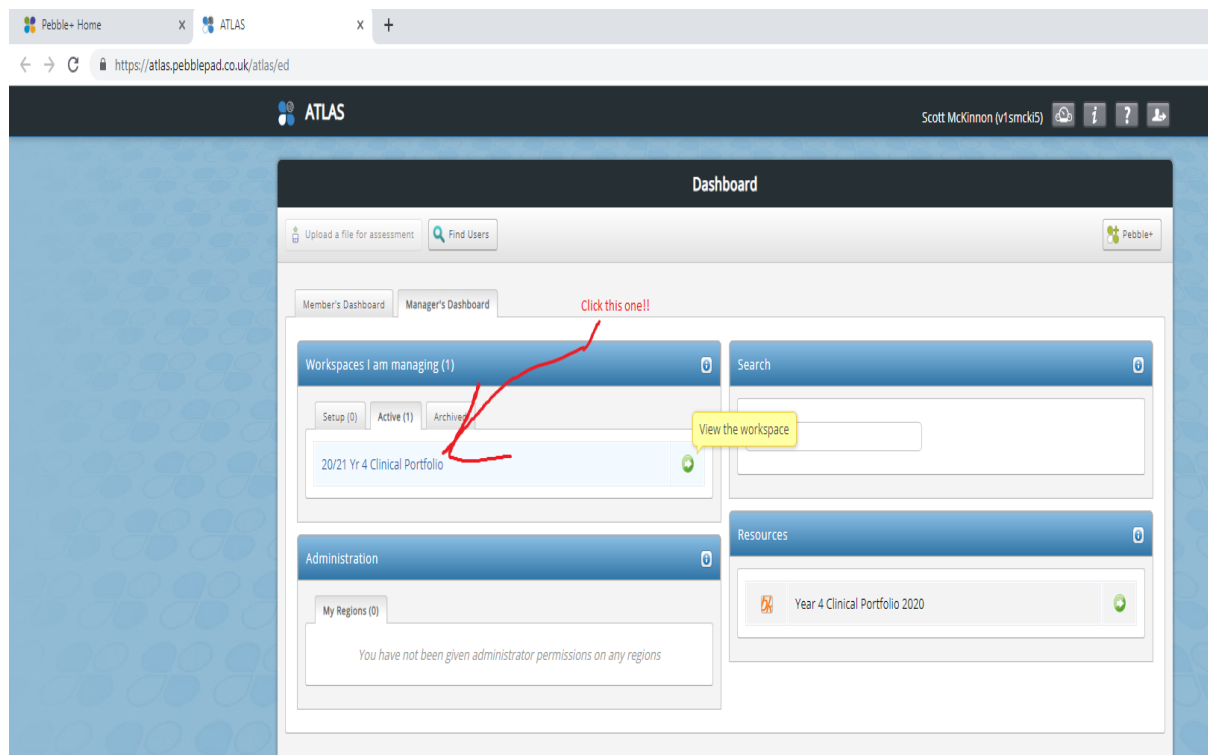
Computing Regulations

Privacy Statement



You are now logged in to Pebblepad. Click the blue moon on the top left to go to ATLAS, which is where the students' portfolios hide.

Then:



20/21 Yr 4 Clinical Portfolio

Submissions

You are viewing: Year 4 Clinical Portfolio

filter the submissions Clear filter(s)

0 item(s) selected

Submission details					
Year 4 Clinical Portfolio 2020	Submitted: 20th Aug 2020 17:19 Modified: 7th Sep 2020 21:14 Publisher: [redacted]	[icon]	[icon]	[icon]	[icon]
Year 4 Clinical Portfolio 2020	Submitted: 20th Aug 2020 09:35 Modified: 4th Sep 2020 19:53 Publisher: [redacted]	[icon]	[icon]	[icon]	[icon]
Year 4 Clinical Portfolio 2020	Submitted: 18th Aug 2020 14:19 Modified: 4th Sep 2020 15:23 Publisher: [redacted]	[icon]	[icon]	[icon]	[icon]

Showing 3 items

Items: 50

Each student has their own portfolio. Here you should see only the students that you are attached to as a supervisor or link consultant.

Student's names

Clicking on the portfolio takes you to the screen below:

PebblePad

Contents Introduction Acute Admissions Specialities & Ward-based M... GP Clinical Skills & Requirements Clinical Case Summaries

THE UNIVERSITY OF EDINBURGH

THE UNIVERSITY of EDINBURGH
Edinburgh Medical School

On this page you get access to their WHOLE year 4 portfolio, so you can see all the different things they've been getting signed off in the tabs above.

Click clinical case summaries -> acute admissions -> case summary X to access their case summary.

Introduction

The Edinburgh MBChB portfolio is designed to enable you to collate evidence that you are participating in clinical activity, developing appropriate skills for clinical practice, seeing patients, reflecting on what you have learned and engaging with the programme in a professional manner.

The majority of the evidence for your portfolio will be collected during your clinical placements. In addition there is a small number of year requirements which you will also need to evidence.

During your clinical placements in hospital and in general practice you can expect to be involved in a wide range of activities which will help you meet your portfolio requirements. Each of your 3 clinical placements in year 4 has its own set of specific activities, skills and reflections that you are required to complete. You should familiarise yourself with these requirements, be mindful of them as you go through your placements and, when the opportunity arises, seek to get things signed off or completed. Your undergraduate educational supervisor will discuss your progress towards fulfilling your requirements with you during the placement.

The completion of all elements of the portfolio is expected to be completed by the end of the placement.

Acute Admissions

Case Summary 1

Case Summary 2

Case Summary 3

Case Summary 4

Case Summary 5

FEEDBACK

I want to...

Close

There is no feedback for this asset.

Click here to give feedback on the particular asset that you are on.

duction Acute Admissions Specialties & Ward-based M... GP Clinical Skills & Requirements Clinical Case Summaries FEEDBACK

I want to...

- Add Feedback
- Add Feedback Template
- Add a Grade

This is the only way that you can add feedback for the case summaries.

Sadly you can only give feedback overall, and cannot link the feedback to specific parts of the case summary like you can in Microsoft Word.

You don't need to "add a grade", you only need to complete the sign-off to the left

Legal responsibilities

Patient safety and quality improvement

Complexity and uncertainty

Safeguarding vulnerable patients

Leadership and Team working

Health promotion and illness prevention

GMC Outcome Justification

Please provide some detail indicating how this case connected to the outcomes you have selected above.

COMPLETED BY: ASSESSOR ONLY

Assessor Sign Off

Complete

Contents Introduction Acute Admissions Specialties & Ward-based M... GP Clinical Skills & Requirements Clinical Case Summaries FEEDBACK

Assessor field actions

Legal responsibilities

Patient safety and quality improvement

Complexity and uncertainty

Safeguarding vulnerable patients

Leadership and Team working

Health promotion and illness prevention

GMC Outcome Justification

Please provide some detail indicating how this case connected to the outcomes you have selected above.

COMPLETED BY: ASSESSOR ONLY

Assessor Sign Off

Complete

Incomplete

Tick "complete" if they have finished the case summary - e.g. they have summarised the case appropriately and reflected on it

Click this, because that makes sure the feedback is published on the case summary itself as opposed to randomly elsewhere in the portfolio

Save on this page (Case Summary 1)

Save & Release

Cancel

There is no feedback for this asset.

This saves the feedback and releases it for the student to see - but don't worry, it can still be edited even after you've released it.

Common errors

If you are getting the below error, just try a different internet browser. On NHS computers, our internet explorer is an old version, so Pebblepad doesn't work. Try Google Chrome!



Please update your browser.

Unfortunately you are using an old/incompatible browser that is unsupported by our great new PebblePad platform.

The browser you are using may lack the features PebblePad requires for running optimally

Please update to one of the following free browsers:



Google Chrome

[Update](#)



Internet Explorer

[Update](#)



Opera

[Update](#)



Firefox

[Update](#)



Microsoft Edge

[Update](#)

Minimum Supported Versions

Google Chrome	59
Mozilla Firefox	53
Opera	46
Internet Explorer	11
Microsoft Edge	41 (EdgeHTML 16)

[Continue anyway](#)

Warning: By continuing with an unsupported browser you accept all liability for any potential loss of information and any errors you may experience, our support team will also be unable to assist you.

