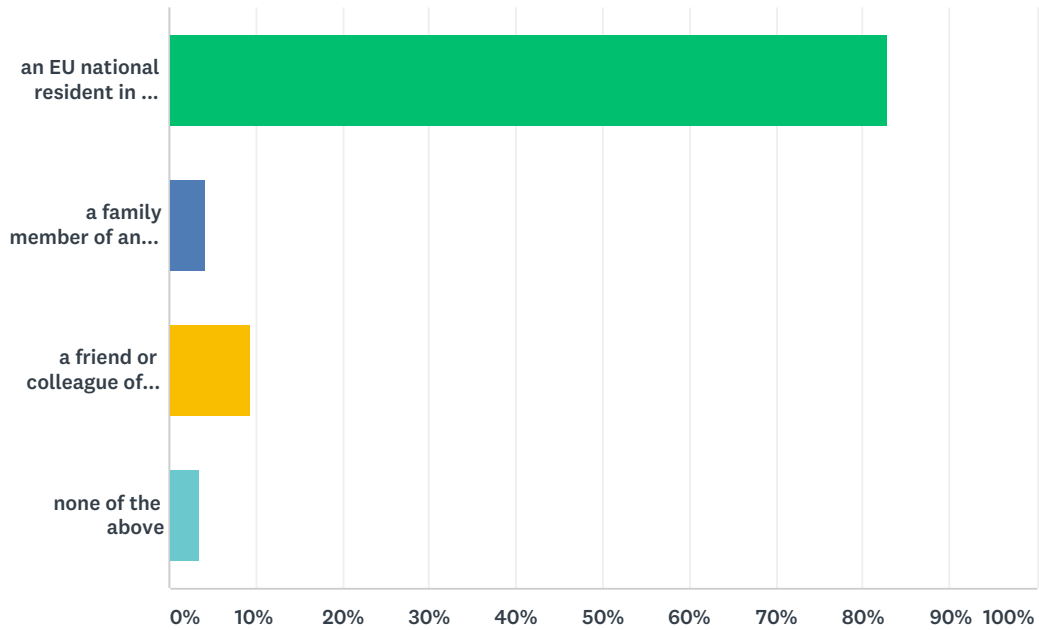


Q1 I am:

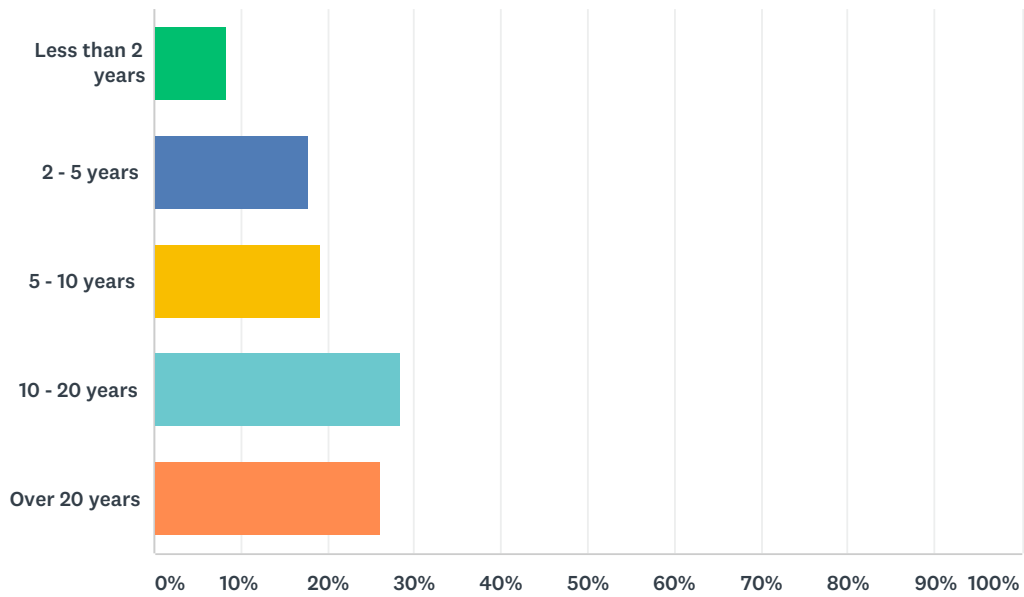
Answered: 431 Skipped: 1



ANSWER CHOICES	RESPONSES	
an EU national resident in the UK	82.83%	357
a family member of an EU national resident in the UK	4.18%	18
a friend or colleague of an EU national resident in the UK	9.51%	41
none of the above	3.48%	15
Total Respondents: 431		

Q2 How long have you or the person you know been resident in the UK? If you know more than one person choose the longest time.

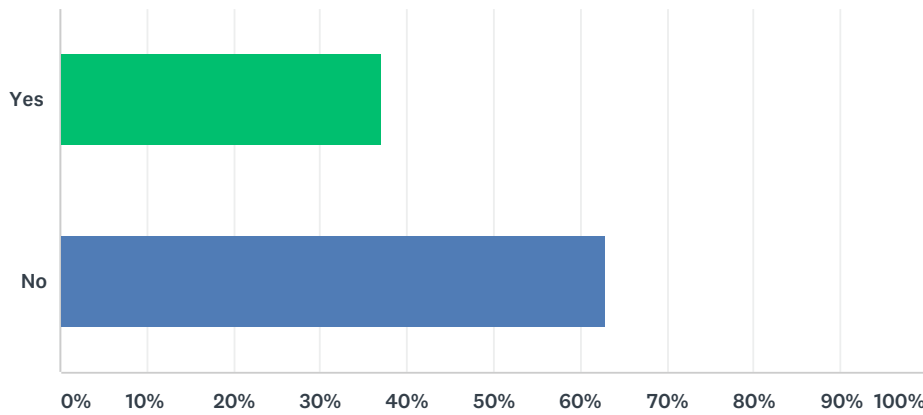
Answered: 429 Skipped: 3



ANSWER CHOICES	RESPONSES	
Less than 2 years	8.39%	36
2 - 5 years	17.72%	76
5 - 10 years	19.35%	83
10 - 20 years	28.44%	122
Over 20 years	26.11%	112
TOTAL		429

Q3 Since the Referendum have you, or anyone you know, had any negative experiences linked to EU nationality?

Answered: 429 Skipped: 3



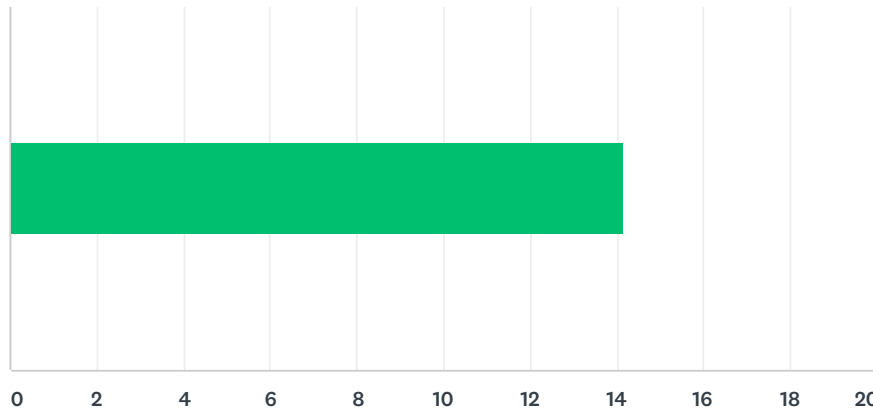
ANSWER CHOICES	RESPONSES	
Yes	37.06%	159
No	62.94%	270
TOTAL		429

Q4 If you answered yes to the last question, are you able to give details of any negative incidents?

Answered: 231 Skipped: 201

Q5 In relation to EU nationals, how happy are you with the way the Government has handled the result of the Referendum?

Answered: 415 Skipped: 17



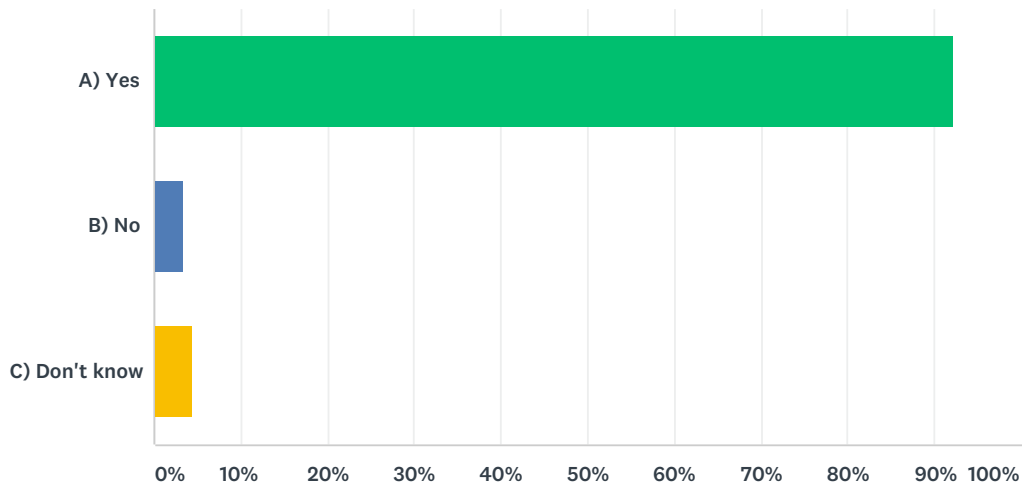
ANSWER CHOICES	AVERAGE NUMBER	TOTAL NUMBER	RESPONSES
		14	5,865
Total Respondents: 415			415

Q6 Would you like to give some details as to your thoughts on the Government's handling of the Referendum?

Answered: 369 Skipped: 63

Q7 Do you agree that all existing rights of EU citizens should continue after the date Britain leaves the EU?

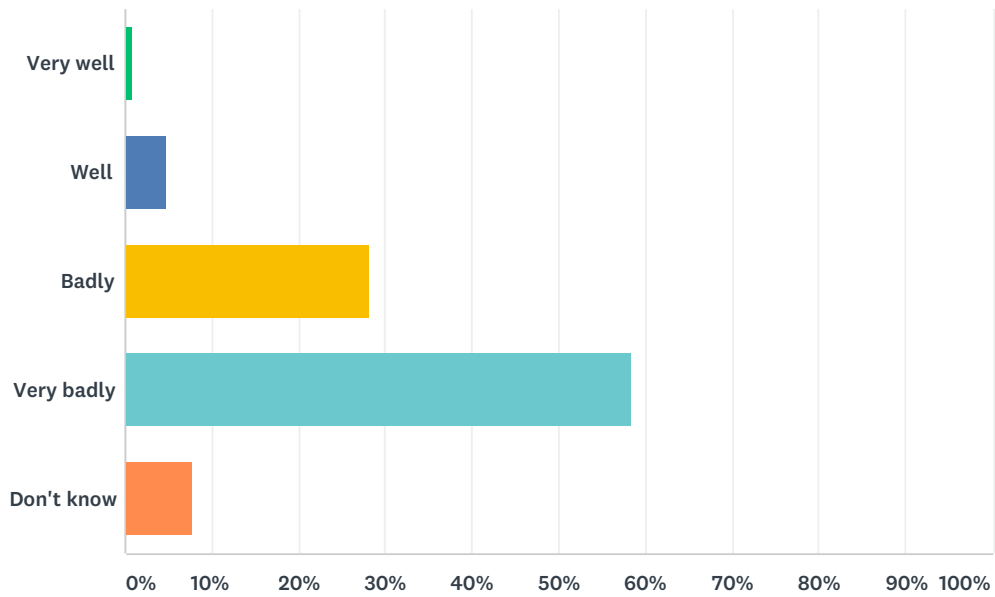
Answered: 431 Skipped: 1



ANSWER CHOICES	RESPONSES
A) Yes	92.34% 398
B) No	3.25% 14
C) Don't know	4.41% 19
TOTAL	431

Q8 Thinking generally of the Brexit negotiations so far, do you think the Government has handled them:

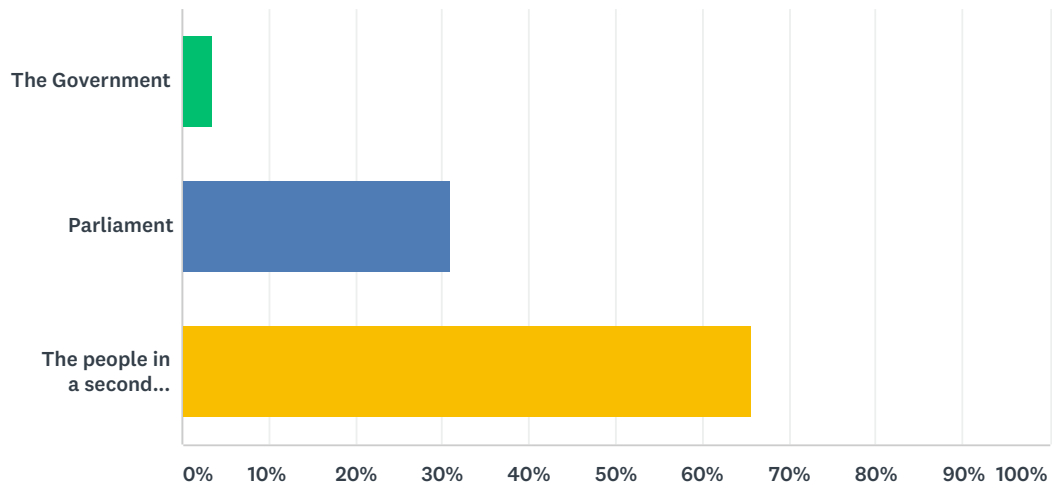
Answered: 430 Skipped: 2



ANSWER CHOICES	RESPONSES
Very well	0.93% 4
Well	4.88% 21
Badly	28.14% 121
Very badly	58.37% 251
Don't know	7.67% 33
TOTAL	430

Q9 Who should have the final say on the outcome of the Brexit negotiations?

Answered: 431 Skipped: 1



ANSWER CHOICES	RESPONSES
The Government	3.48% 15
Parliament	30.86% 133
The people in a second referendum	65.66% 283
TOTAL	431