



EVOTECH®
P E R F O R M A N C E

MV Agusta
Turismo Veloce 800 Crash Protection

Installation Instructions

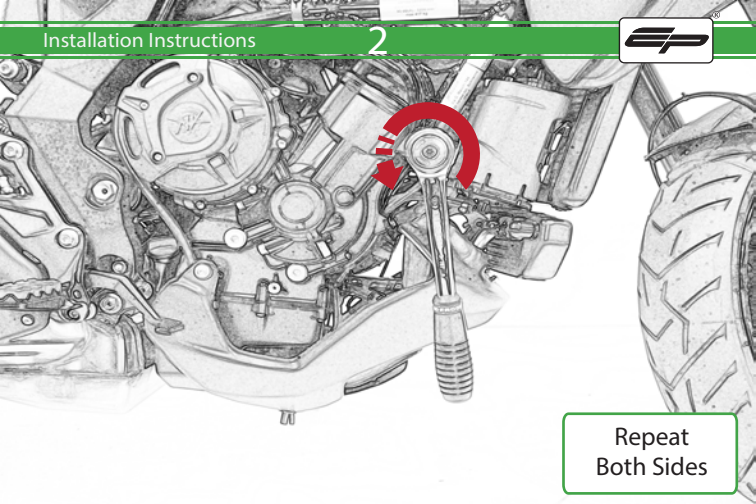


Kit Contents PRN014122


- (A) 2 x Large Bobbin Head
- (B) 2 x Bobbin Spacer
- (C) 2 x M12 x 110mm x 1.25mm Caphead Bolts
- (D) 2 x M12 Washers
- (E) 2 x Polyurathane Washers



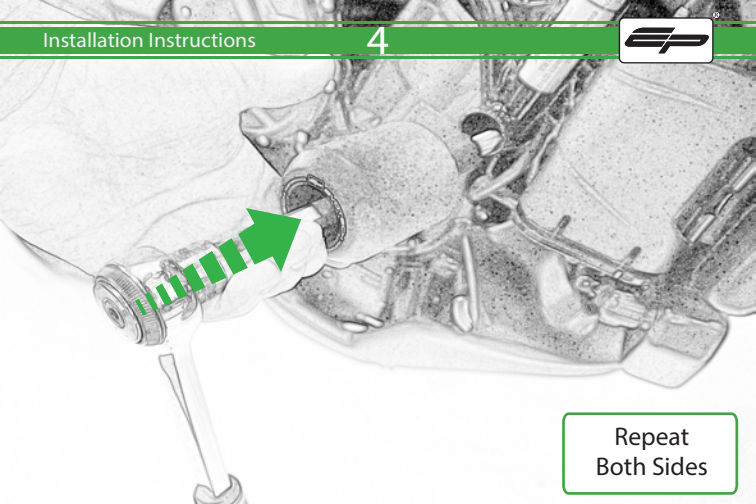
Repeat
Both Sides



Repeat
Both Sides



Repeat
Both Sides



Repeat
Both Sides



Caution

Fully
Tighten
50Nm

Repeat
Both Sides



 **ESSENTIAL CHECKS** 

It is recommended that periodic inspections are made to ensure that all bolts are tightened to the specified torque settings.

Should the bike be involved in an accident a thorough inspection should be made and any components that have taken an impact, no matter how small, be replaced



EVOTECH®
P E R F O R M A N C E

www.evotech-performance.com