



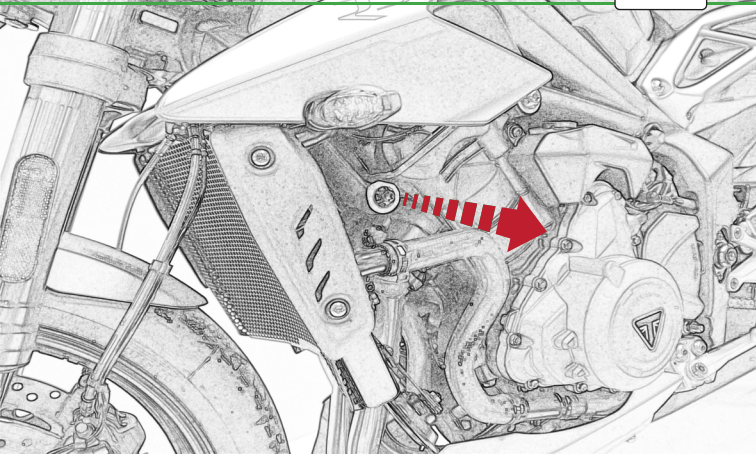
Triumph Street Triple Crash Protection


Installation Instructions

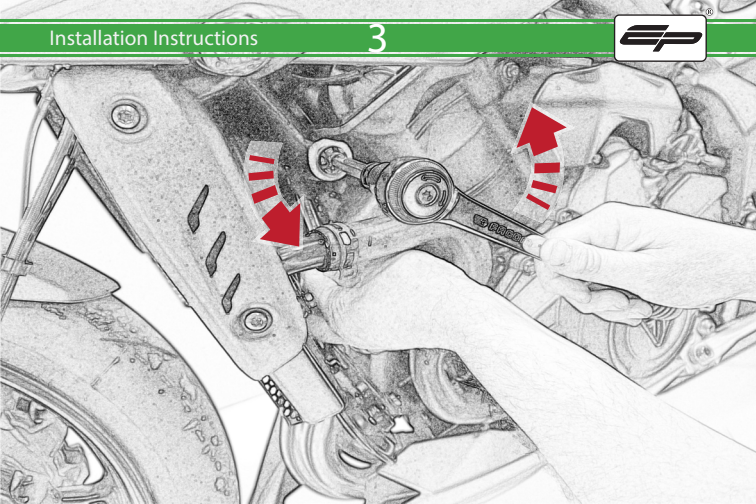
Product No: PRN013706

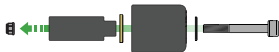
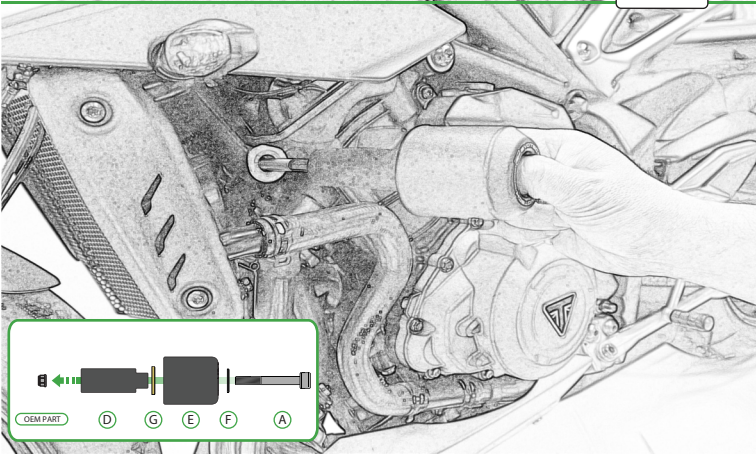
Kit Contents

- (A) 1 x M10 x 190 Caphead
- (B) 1 x M10 x 160 Caphead
- (C) 1 x Short Spacer
- (D) 1 x Long Spacer
- (E) 2 x Bobbin Head
- (F) 2 x M10 Washer
- (G) 2 x Polyurathane Washer









OEM PART

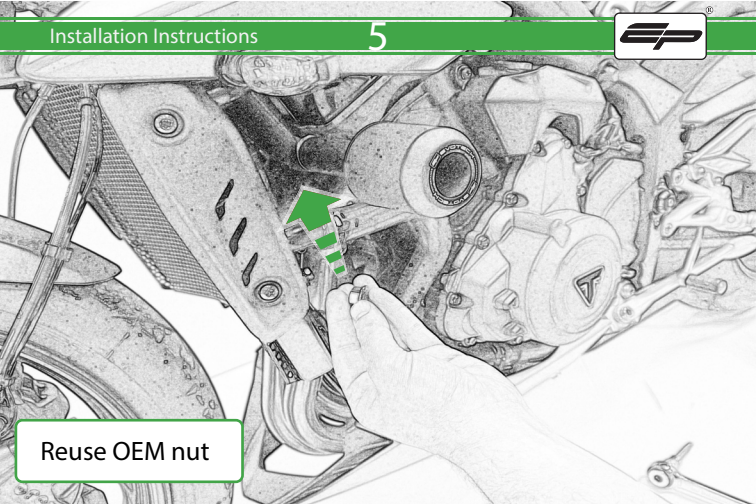
(D)

(G)

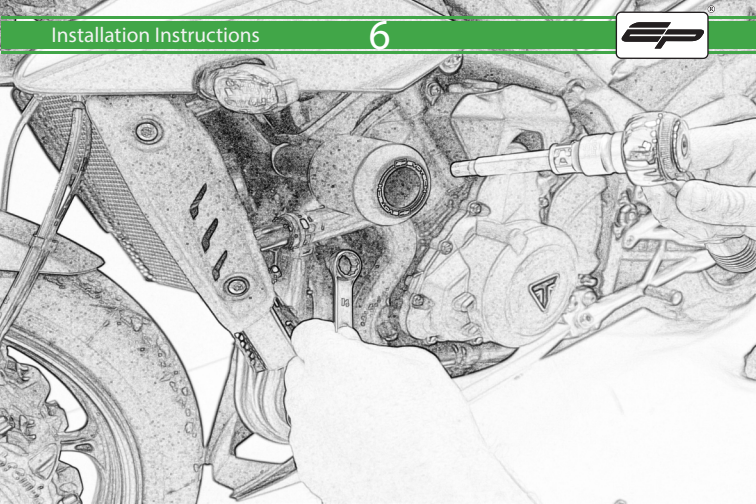
(E)


(F)

(A)



Reuse OEM nut






Caution

Fully
Tighten 48Nm



Repeat stages
1 - 7 for the right
hand side



OEM PART

C

G

E

F

B



ESSENTIAL CHECKS



It is recommended that periodic inspections are made to ensure that all bolts are tightened to the specified torque settings.

Should the bike be involved in an accident a thorough inspection should be made and any components that have taken an impact, no matter how small, be replaced