



EVOTECH®
P E R F O R M A N C E

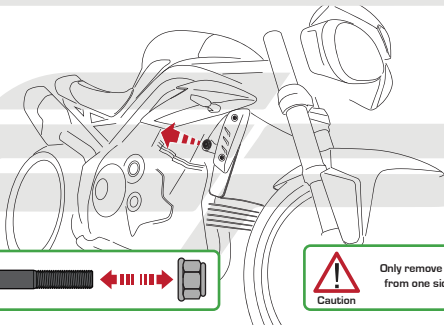
Installation Instructions

TRIUMPH SPEED TRIPLE 1050 2016 CRASH PROTECTION

Product Reference - 13109

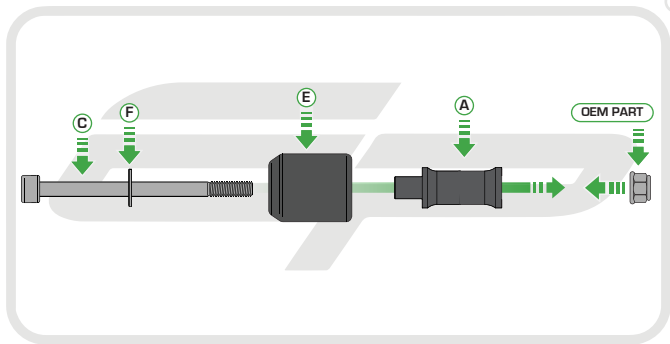
Kit Contents

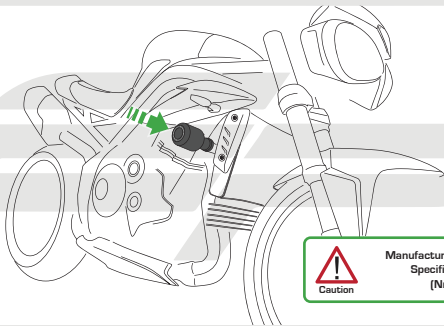
- Ⓐ 1 x RH Bobbin Spacer (longest)
- Ⓑ 1 x LH Bobbin Spacer (shortest)
- Ⓒ 1 x M12 - 160 x 1.25 Bolt
- Ⓓ 1 x M12 - 150 x 1.25 Bolt
- Ⓔ 2 x Bobbin Heads
- Ⓕ 2 x M12 Washers



Caution

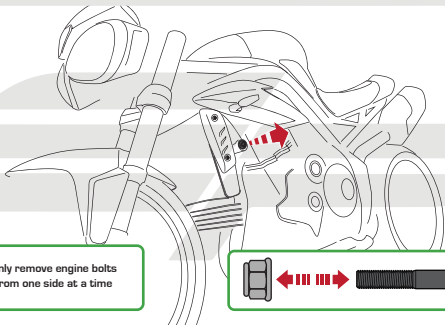
Only remove engine bolts
from one side at a time





Caution

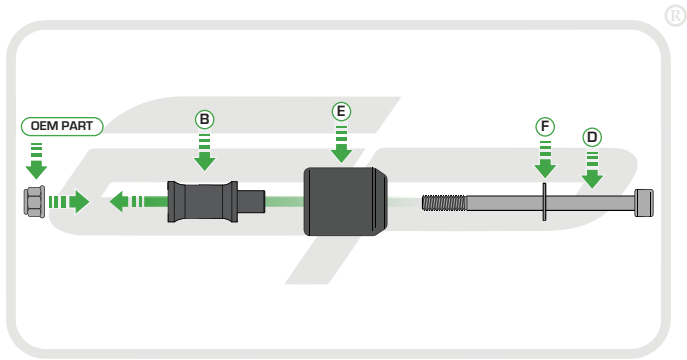
Manufacturers Torque
Specification
(Nm)

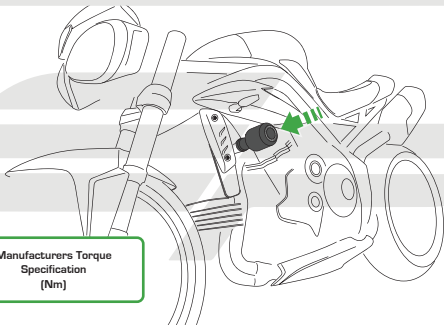


Caution

Only remove engine bolts
from one side at a time







Caution

Manufacturers Torque
Specification
(Nm)



ESSENTIAL CHECKS



It is recommended that periodic inspections are made to ensure that all bolts are tightened to the specified torque settings.

Should the bike be involved in an accident a thorough inspection should be made and any components that have taken an impact, no matter how small, be replaced



EVOTECH®
P E R F O R M A N C E

www.evotech-performance.com