



**EVOTECH**®  
P E R F O R M A N C E

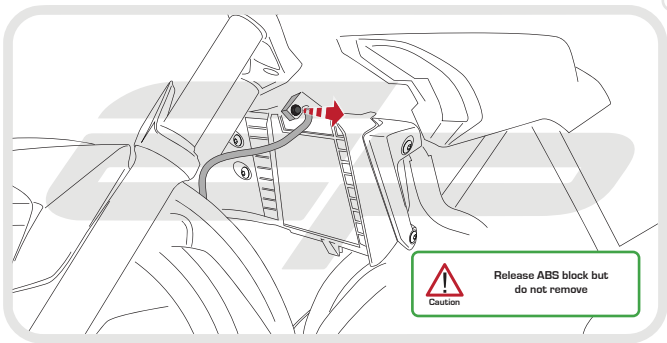
**Installation Instructions**

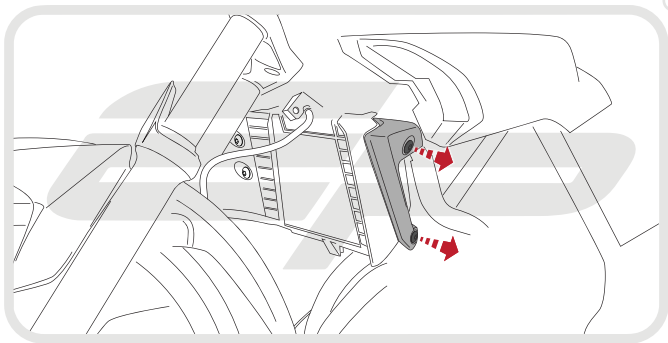
## YAMAHA MT-03 2016 RADAITOR GUARD

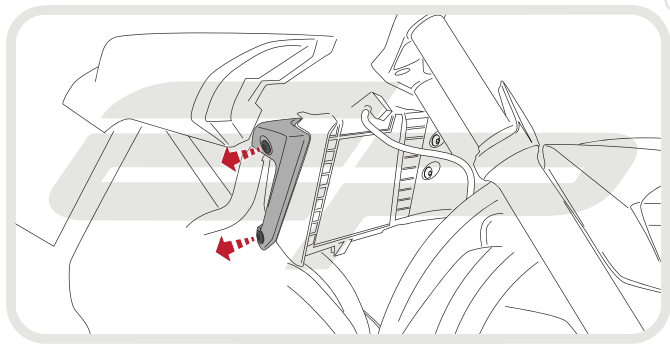
Product Reference - 13065

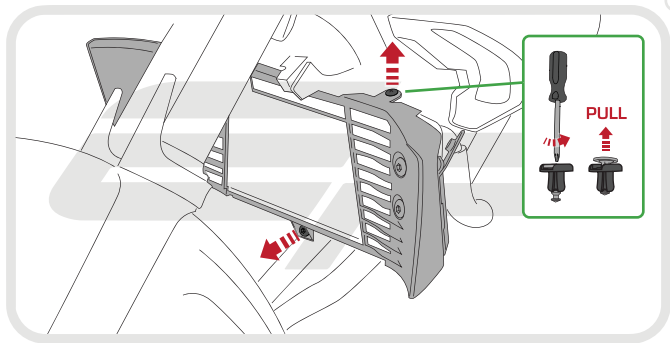
### Kit Contents

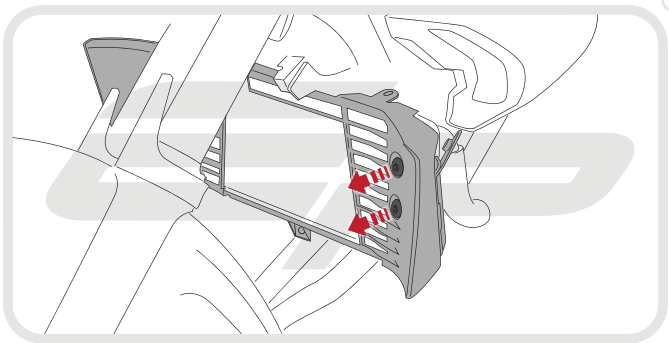
- Ⓐ 1 x Radiator Guard
- Ⓑ 1 x RH Bracket
- Ⓒ 1 x LH Bracket
- Ⓓ 5 x M6 - 12 Socket Button Head Screws
- Ⓔ 5 x M6 Washers
- Ⓕ 6 x M4 - 8 Socket Button Head Screws
- Ⓖ 6 x M4 Washers

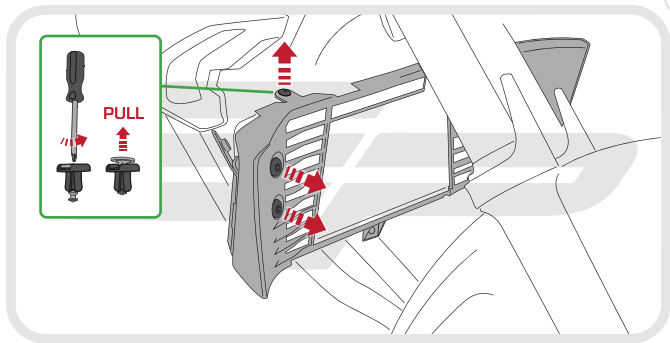




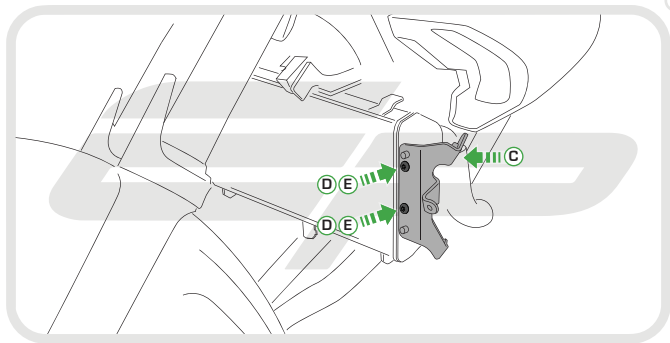


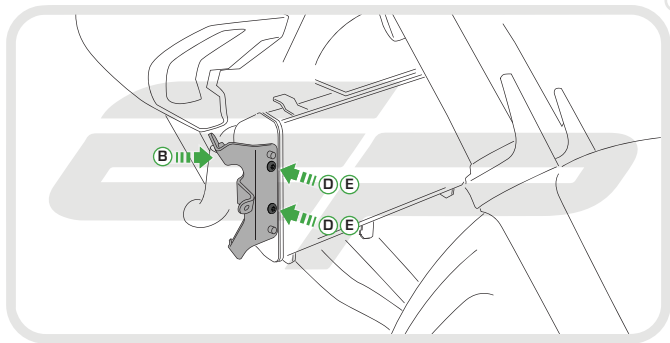




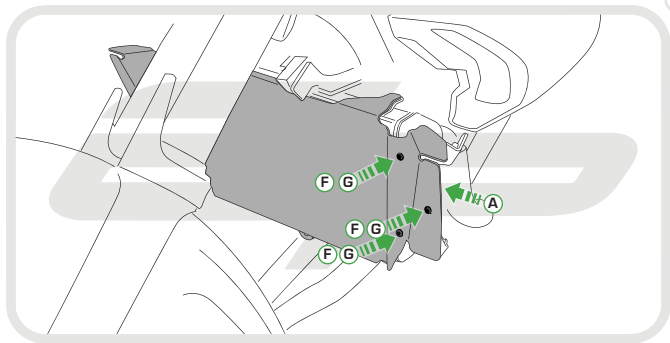


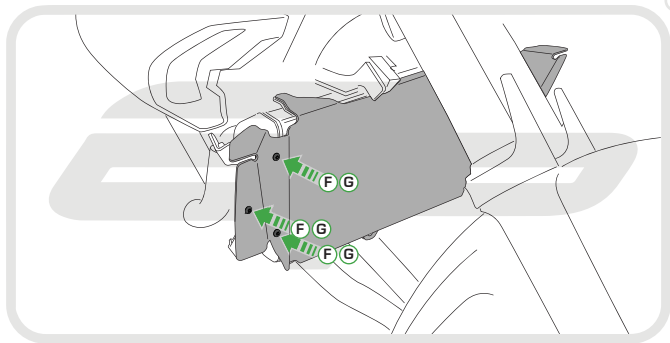




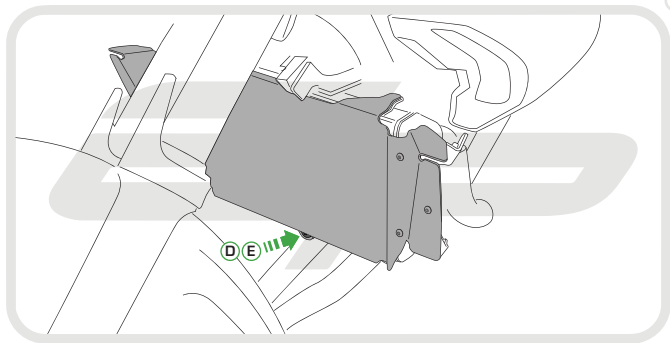


**EVOTECH**<sup>®</sup>  
P E R F O R M A N C E





**EVOTECH**<sup>®</sup>  
P E R F O R M A N C E





Reverse Stages

3, 2, 1



### ESSENTIAL CHECKS

It is recommended that periodic inspections are made to ensure that dirt and debris have not become trapped between the guard and the radiator/oil cooler. Such dirt and debris would reduce the cooling efficiency of the radiator/oil cooler.

It is recommended that periodic inspections are made to ensure that all fixings are fully tightened.



**EVOTECH**®  
P E R F O R M A N C E

[www.evotech-performance.com](http://www.evotech-performance.com)