



**EVOTECH**®  
P E R F O R M A N C E

**Installation Instructions**

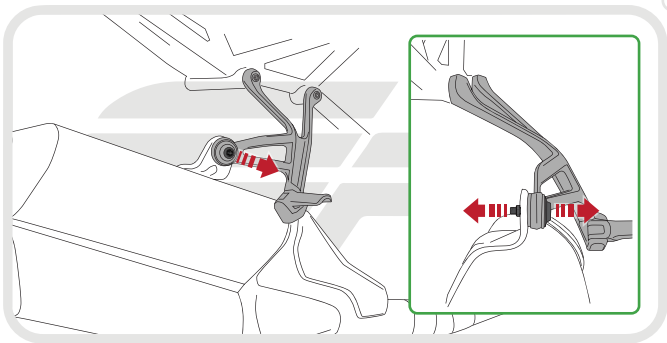


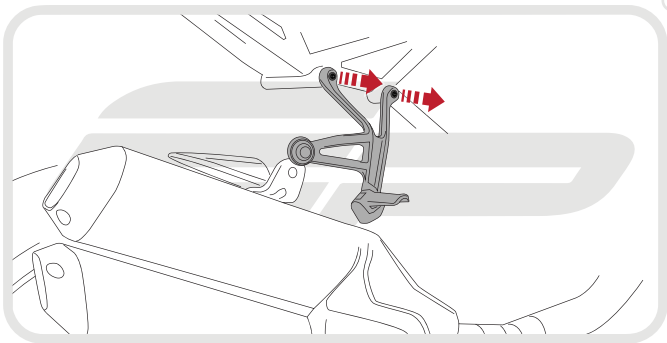
## DUCATI MONSTER 1200 R EXHAUST HANGER

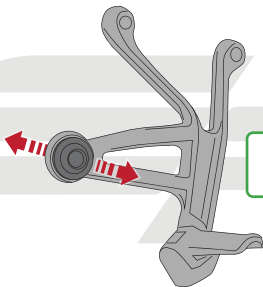
Product Reference - 13049

### Kit Contents

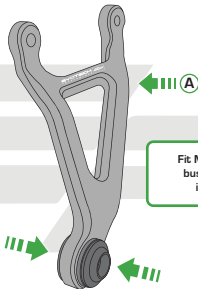
- Ⓐ 1 x Exhaust Hanger
- Ⓑ 1 x Blanking Plate
- Ⓒ 2 x M8 - 20 Socket Button Head Screws
- Ⓓ 2 x M8 - 16 Socket Button Head Screws
- Ⓔ 4 x M8 Washers



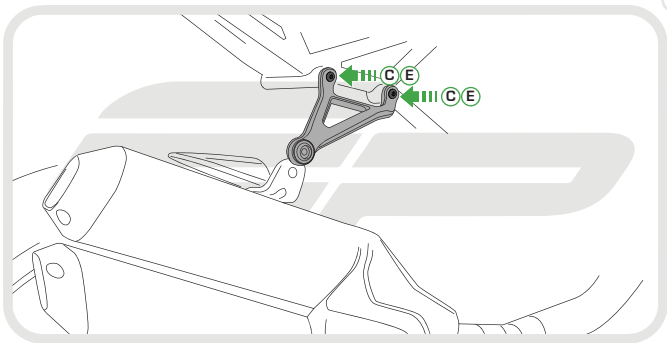




Remove Mounting Spacer and rubber bushes from original foot rest



Fit Mounting Spacer and rubber bushes from original foot rest into new Exhaust Hanger



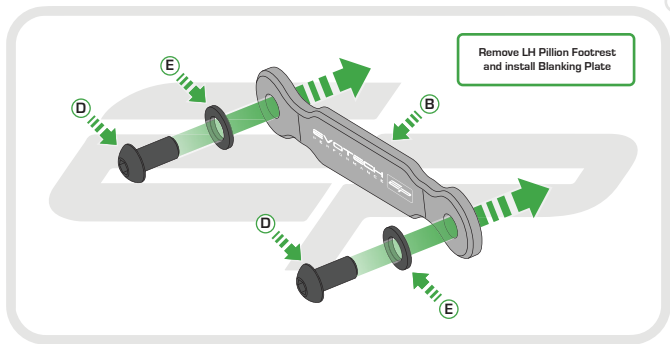
**EVOTECH**<sup>®</sup>  
P E R F O R M A N C E

Re-fit OEM Nut and Bolt  
removed in stage 1

OEM PART









**EVOTECH**®  
P E R F O R M A N C E

[www.evotech-performance.com](http://www.evotech-performance.com)