



EVOTECH®
P E R F O R M A N C E

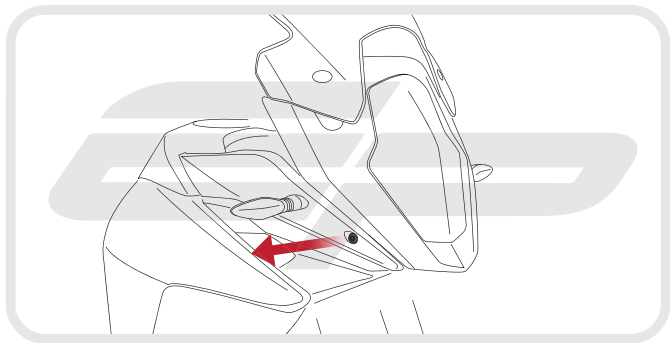
Installation Instructions

KTM 1190 ADVENTURE 2013 HEADLIGHT GUARD

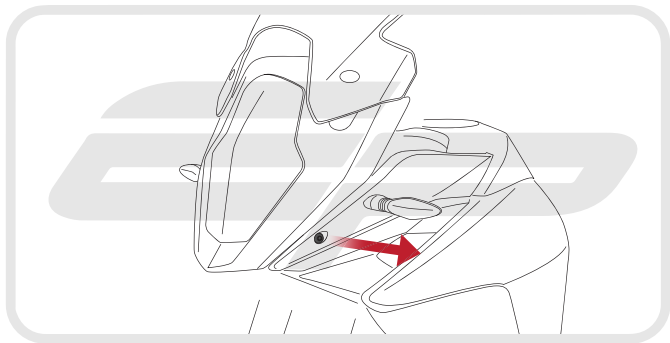
Product Reference - 11995

Kit Contents

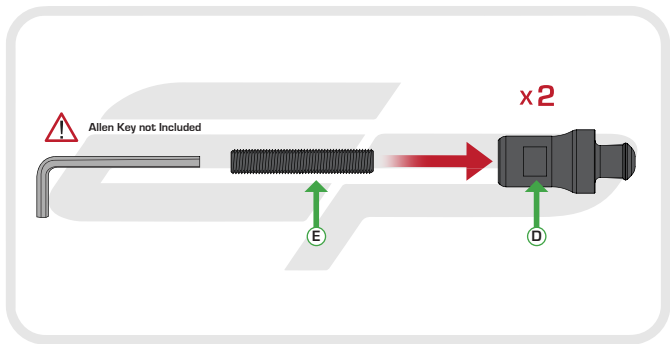
- | | |
|----------------------------------|---|
| A 1 x Headlight Guard | F 2 x Rubber Grommets |
| B 1 x RH Bracket | G 2 x Long Adhesive Rubber Pads |
| C 1 x LH Bracket | H 3 x Short Adhesive Rubber Pads |
| D 2 x Mounting Bosses | I 4 x M3 - 6 Socket Button Heads |
| E 2 x M5 x 30 Grub Screws | |

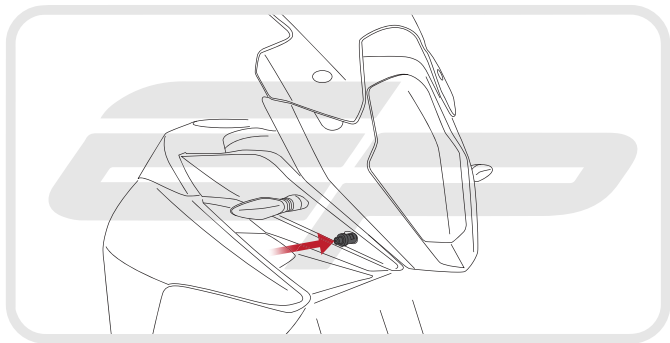


EVOTECH[®]
P E R F O R M A N C E

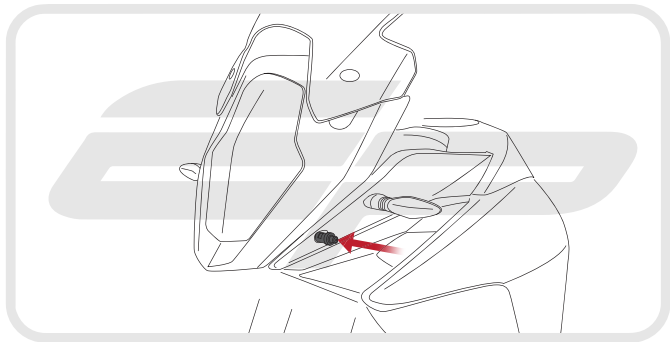


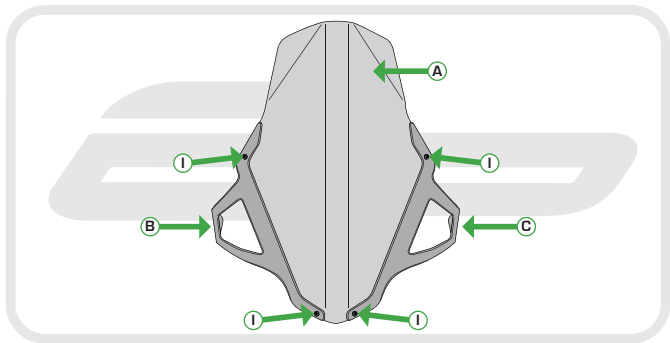
EVOTECH[®]
P E R F O R M A N C E



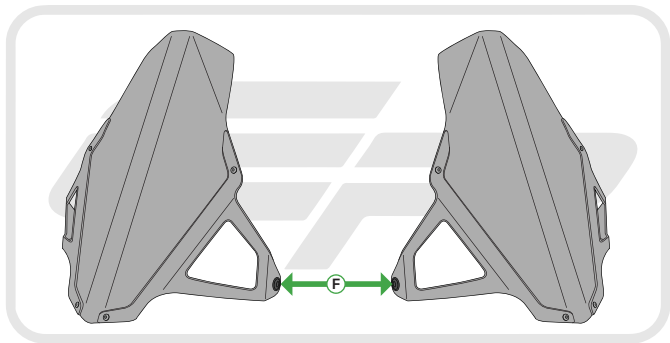


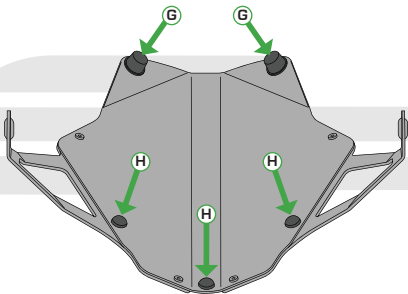
EVOTECH[®]
P E R F O R M A N C E



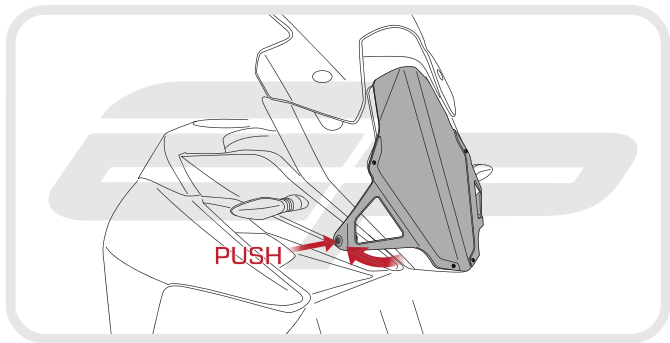


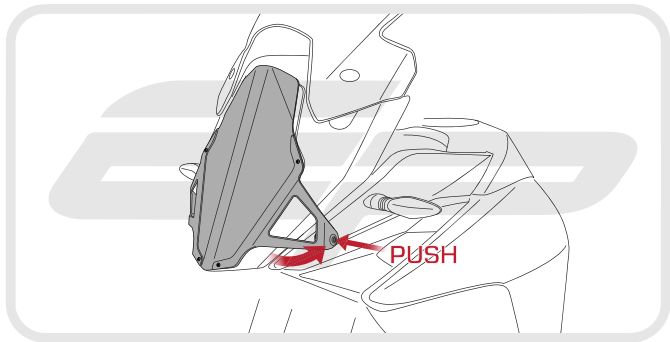
EVOTECH[®]
P E R F O R M A N C E





EVOTECH[®]
P E R F O R M A N C E







Maintenance

It is recommended that periodic inspections are made to ensure that dirt and debris have not become trapped between the guard and the Headlight. Such dirt and debris would reduce the efficiency of the Headlight

OFF ROAD USE ONLY



EVOTECH®
P E R F O R M A N C E

www.evotech-performance.com