



EVOTECH®
P E R F O R M A N C E

Installation Instructions

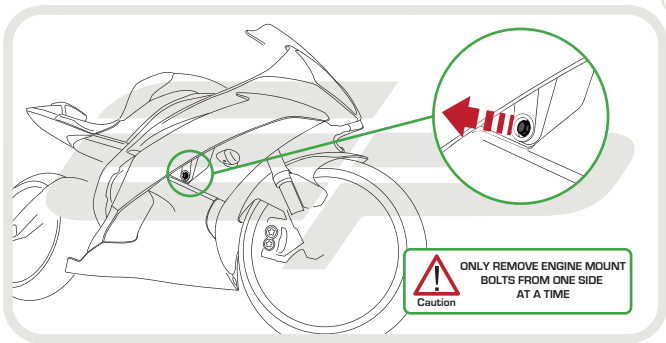


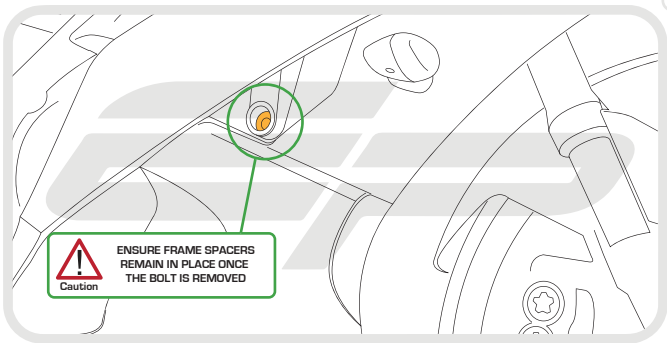
YAMAHA YZF-R6 2006 ONWARDS CRASH PROTECTION

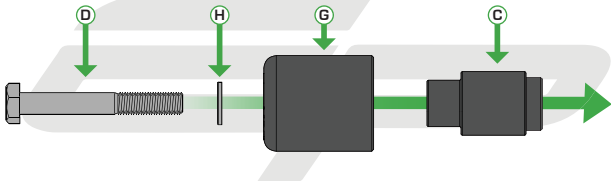
Product Reference - 5465

Kit Contents

- | | |
|--|---------------------------------------|
| A 1 x LH Bracket | E 1 x M10 - 80 x 1.5 Bolt |
| B 1 x LH Bobbin Spacer (Longest) | F 1 x M10 - 70 x 1.25 Pro Bolt |
| C 1 x RH Bobbin Spacer (Shortest) | G 2 x Bobbin Heads |
| D 1 x M10 - 100 x 1.25 Bolt (RH) | H 2 x M10 Washers |



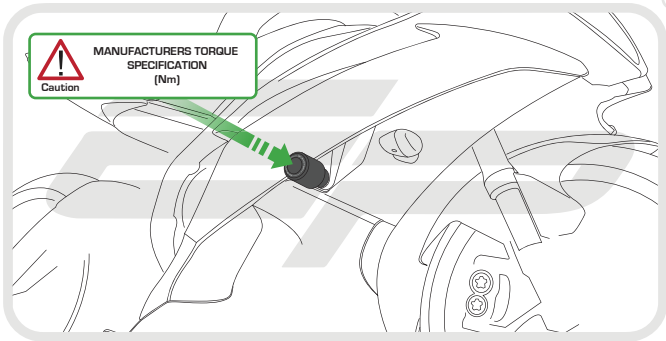


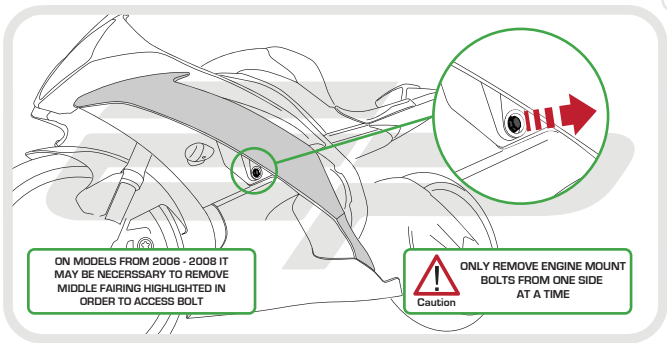




Caution

MANUFACTURERS TORQUE
SPECIFICATION
(Nm)





ON MODELS FROM 2006 - 2008 IT
MAY BE NECESSARY TO REMOVE
MIDDLE FAIRING HIGHLIGHTED IN
ORDER TO ACCESS BOLT



Caution

ONLY REMOVE ENGINE MOUNT
BOLTS FROM ONE SIDE
AT A TIME



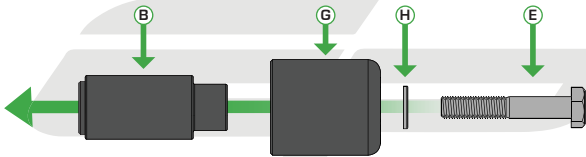
MANUFACTURERS TORQUE
SPECIFICATION
(Nm)

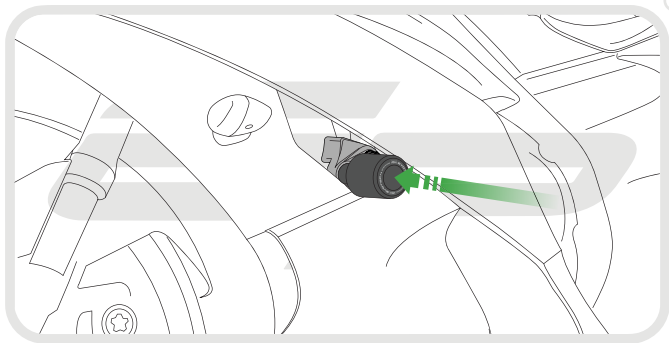
A



F









 **ESSENTIAL CHECKS** 

It is recommended that periodic inspections are made to ensure that all bolts are tightened to the specified torque settings.

Should the bike be involved in an accident a thorough inspection should be made and any components that have taken an impact, no matter how small, be replaced



EVOTECH®
P E R F O R M A N C E

www.evotech-performance.com