


REGISTERED NUMBER: 00876107 (England and Wales)

**HANMERE POLYTHENE LIMITED**  
**STRATEGIC REPORT, REPORT OF THE DIRECTORS AND**  
**FINANCIAL STATEMENTS**  
**FOR THE YEAR ENDED 31 MARCH 2018**

SATURDAY



A44 \*A7LC1AMZ\* #108  
22/12/2018  
COMPANIES HOUSE

**HANMERE POLYTHENE LIMITED**  
**CONTENTS OF THE FINANCIAL STATEMENTS**  
**For The Year Ended 31 March 2018**

---

	<b>Page</b>
<b>Company Information</b>	1
<b>Strategic Report</b>	2 to 3
<b>Report of the Directors</b>	4 to 5
<b>Report of the Independent Auditors</b>	6 to 7
<b>Statement of Comprehensive Income</b>	8
<b>Balance Sheet</b>	9
<b>Statement of Changes in Equity</b>	10
<b>Notes to the Financial Statements</b>	11 to 18

---

**HANMERE POLYTHENE LIMITED**  
**COMPANY INFORMATION**  
**For The Year Ended 31 March 2018**

---

**DIRECTORS:**

M J Foreman  
M Khan  
G R Morris  
D Lennon  
J Farrell

**SECRETARY:**

J Farrell

**REGISTERED OFFICE:**

Blackhorse Road  
Letchworth  
Hertfordshire  
SG6 1HD

**REGISTERED NUMBER:**

00876107 (England and Wales)

**AUDITORS:**

Haines Watts South Midlands Audit LLP  
1 Rushmills  
Northampton  
Northamptonshire  
NN4 7YB

**BANKERS:**

National Westminster Bank Plc  
26 Queensway  
Stevenage  
Hertfordshire  
SG1 1YW

## HANMERE POLYTHENE LIMITED

### STRATEGIC REPORT For The Year Ended 31 March 2018

---

The directors present their strategic report for the year ended 31 March 2018.

The principal activity of the company in the year under review was that of polythene extrusion and conversion.

With the backing of the company's management, Chiltern Capital Nominees (Trueman) Limited, a UK based private equity firm, prompted the incorporation of Trueman Holdco Limited ("Trueman") for the purpose of acquiring the entire share capital of Hanmere Polythene's immediate parent company Trueman Parent A. On 22 December 2017 these companies entered into a Sale and Purchase Agreement to this effect and also entered into financing arrangements to finance the acquisition. The acquisition was completed on a debt and cash free basis and was funded on this date. Chiltern Capital Nominees (Trueman) Limited own approximately 78% of the equity of Trueman Holdco Limited.

#### **BUSINESS REVIEW AND FUTURE DEVELOPMENTS**

The company's turnover increased by £2,817,721 (2017: £619,867) in the year; a 17.1% increase (2017: 3.9%) on the performance in the prior year. Profit before tax has increased to £1,992,226 (2017: £1,487,561).

The operating profit percentage for the year has increased to 10.5% (2017: 9.0%).

During the year the company has continued to sell to a growing customer base both in the UK and the rest of Europe. The increased volume has been achieved with a similar size workforce to the previous year.

We have a stable and committed workforce who we encourage to share ideas for improving business processes and opportunities. Costs have been kept under tight control. Operations have been streamlined as part of an ongoing capital investment programme in both the manufacturing process and IT systems.

We are also conscious of our environmental responsibilities and train our staff accordingly.

The company's balance sheet remained strong in the year with net assets standing at £5,949,360 at 31 March 2018 (2017: £5,120,376) and cash balances of £1,162,218 (2017: £2,814,370). We are seeking to expand our customer base within the manufacturing industry in the near future to continue the successful growth of the previous year.

#### **PRINCIPAL RISKS AND UNCERTAINTIES**

We do not believe there are any significant risks and uncertainties facing our business, other than those normally encountered within our industry.

#### **EMPLOYEE INFORMATION**

The company places considerable value on the involvement of its employees and keeps them informed on matters affecting them and on the various factors affecting performance of the company.

It is the company's policy to give full consideration to applications for employment from disabled persons. Opportunities exist for employees of the company who become disabled to continue in their employment or to be trained for other positions within the company.

#### **KEY PERFORMANCE INDICATORS**

In summary the key performance indicators used to monitor business performance are as follows:

- Turnover movement;
- Operating profit percentage; and
- EBITDA movement

**HANMERE POLYTHENE LIMITED**  
**STRATEGIC REPORT**  
**For The Year Ended 31 March 2018**

---

**FINANCIAL INSTRUMENTS**

**Treasury operations**

The company's finance function is responsible for managing the liquidity and interest risks associated with its activities. It currently has no borrowings and so its principal instruments are cash balances. In addition the company has various other financial assets and liabilities such as trade debtors and trade creditors arising directly from the operations of the business.

**Liquidity risk**

The company's finance function manages liquidity risk to minimise interest expense, whilst ensuring that the company has sufficient liquid resources to meet the operating need of its business.

**Interest rate risk**

The company is exposed to a risk of interest rate movements on its bank borrowings. Discussions are currently ongoing to mitigate this risk using various potential financial instruments and hedging techniques.

**Foreign currency risk**

The company trades with other EU companies. To mitigate against foreign currency risk all Euro trading is financed out of the company's Euro account.

**Credit risk**

Cash surpluses will be applied to bank loan reduction. Receivable balances are monitored on an ongoing basis and provision is made for doubtful debts where necessary.

**ON BEHALF OF THE BOARD:**



J Farrell - Director

29 August 2018

**HANMERE POLYTHENE LIMITED**  
**REPORT OF THE DIRECTORS**  
**For The Year Ended 31 March 2018**

---

The directors present their report with the financial statements of the company for the year ended 31 March 2018.

**DIVIDENDS**

An interim dividend of £655.74 per share was paid on 29 November 2017. The directors recommend that no final dividend be paid.

The total distribution of dividends for the year ended 31 March 2018 will be £1,000,000.

**RESEARCH AND DEVELOPMENT**

The company will continue to invest in research and development to optimise our production processes and enhance product and service offerings to new and existing customers

**FUTURE DEVELOPMENTS**

The group plans to continue organic development of existing operations through continued targeted expansion of our customer base and appropriate capacity expansion investments.

**DIRECTORS**

The directors shown below have held office during the whole of the period from 1 April 2017 to the date of this report.

M J Foreman  
M Khan  
G R Morris

Other changes in directors holding office are as follows:

D Lennon - appointed 22 December 2017

J Farrell was appointed as a director after 31 March 2018 but prior to the date of this report.

**FINANCIAL INSTRUMENTS**

The company utilises various financial instruments including loans, cash and items such as trade debtors and trade creditors that arise directly from its operations. The main purpose of these is to raise finance for the company's operations. The existence of these financial instruments exposes the company to a number of financial risks, which are described in more detail in the Strategic Report.

**STATEMENT OF DIRECTORS' RESPONSIBILITIES**

The directors are responsible for preparing the Strategic Report, the Report of the Directors and the financial statements in accordance with applicable law and regulations.

Company law requires the directors to prepare financial statements for each financial year. Under that law the directors have elected to prepare the financial statements in accordance with United Kingdom Generally Accepted Accounting Practice (United Kingdom Accounting Standards and applicable law), including Financial Reporting Standard 102 'The Financial Reporting Standard applicable in the UK and Republic of Ireland'. Under company law the directors must not approve the financial statements unless they are satisfied that they give a true and fair view of the state of affairs of the company and of the profit or loss of the company for that period. In preparing these financial statements, the directors are required to:

- select suitable accounting policies and then apply them consistently;
- make judgements and accounting estimates that are reasonable and prudent;
- prepare the financial statements on the going concern basis unless it is inappropriate to presume that the company will continue in business.

The directors are responsible for keeping adequate accounting records that are sufficient to show and explain the company's transactions and disclose with reasonable accuracy at any time the financial position of the company and enable them to ensure that the financial statements comply with the Companies Act 2006. They are also responsible for safeguarding the assets of the company and hence for taking reasonable steps for the prevention and detection of fraud and other irregularities.

**HANMERE POLYTHENE LIMITED**  
**REPORT OF THE DIRECTORS**  
**For The Year Ended 31 March 2018**

---

**STATEMENT AS TO DISCLOSURE OF INFORMATION TO AUDITORS**

So far as the directors are aware, there is no relevant audit information (as defined by Section 418 of the Companies Act 2006) of which the company's auditors are unaware, and each director has taken all the steps that he ought to have taken as a director in order to make himself aware of any relevant audit information and to establish that the company's auditors are aware of that information.

**AUDITORS**

The auditors, Haines Watts South Midlands Audit LLP, will be proposed for re-appointment at the forthcoming Annual General Meeting.

**ON BEHALF OF THE BOARD:**



J Farrell - Director

29 August 2018

**REPORT OF THE INDEPENDENT AUDITORS TO THE MEMBERS OF  
HANMERE POLYTHENE LIMITED**

---

**Opinion**

We have audited the financial statements of Hanmere Polythene Limited (the 'company') for the year ended 31 March 2018 which comprise the Statement of Comprehensive Income, Balance Sheet, Statement of Changes in Equity and Notes to the Financial Statements, including a summary of significant accounting policies. The financial reporting framework that has been applied in their preparation is applicable law and United Kingdom Accounting Standards, including Financial Reporting Standard 102 'The Financial Reporting Standard applicable in the UK and Republic of Ireland' (United Kingdom Generally Accepted Accounting Practice).

In our opinion the financial statements:

- give a true and fair view of the state of the company's affairs as at 31 March 2018 and of its profit for the year then ended;
- have been properly prepared in accordance with United Kingdom Generally Accepted Accounting Practice; and
- have been prepared in accordance with the requirements of the Companies Act 2006.

**Basis for opinion**

We conducted our audit in accordance with International Standards on Auditing (UK) (ISAs (UK)) and applicable law. Our responsibilities under those standards are further described in the Auditors' responsibilities for the audit of the financial statements section of our report. We are independent of the company in accordance with the ethical requirements that are relevant to our audit of the financial statements in the UK, including the FRC's Ethical Standard, and we have fulfilled our other ethical responsibilities in accordance with these requirements. We believe that the audit evidence we have obtained is sufficient and appropriate to provide a basis for our opinion.

**Conclusions relating to going concern**

We have nothing to report in respect of the following matters in relation to which the ISAs (UK) require us to report to you where:

- the directors' use of the going concern basis of accounting in the preparation of the financial statements is not appropriate; or
- the directors have not disclosed in the financial statements any identified material uncertainties that may cast significant doubt about the company's ability to continue to adopt the going concern basis of accounting for a period of at least twelve months from the date when the financial statements are authorised for issue.

**Other information**

The directors are responsible for the other information. The other information comprises the information in the Strategic Report and the Report of the Directors, but does not include the financial statements and our Report of the Auditors thereon.

Our opinion on the financial statements does not cover the other information and we do not express any form of assurance conclusion thereon.

In connection with our audit of the financial statements, our responsibility is to read the other information and, in doing so, consider whether the other information is materially inconsistent with the financial statements or our knowledge obtained in the audit or otherwise appears to be materially misstated. If, based on the work we have performed, we conclude that there is a material misstatement of this other information, we are required to report that fact. We have nothing to report in this regard.

**Opinion on other matters prescribed by the Companies Act 2006**

In our opinion, based on the work undertaken in the course of the audit:

- the information given in the Strategic Report and the Report of the Directors for the financial year for which the financial statements are prepared is consistent with the financial statements; and
- the Strategic Report and the Report of the Directors have been prepared in accordance with applicable legal requirements.

**Matters on which we are required to report by exception**

In the light of the knowledge and understanding of the company and its environment obtained in the course of the audit, we have not identified material misstatements in the Strategic Report or the Report of the Directors.

We have nothing to report in respect of the following matters where the Companies Act 2006 requires us to report to you if, in our opinion:

- adequate accounting records have not been kept, or returns adequate for our audit have not been received from branches not visited by us; or
- the financial statements are not in agreement with the accounting records and returns; or
- certain disclosures of directors' remuneration specified by law are not made; or
- we have not received all the information and explanations we require for our audit.



**REPORT OF THE INDEPENDENT AUDITORS TO THE MEMBERS OF  
HANMERE POLYTHENE LIMITED**

---

**Responsibilities of directors**

As explained more fully in the Statement of Directors' Responsibilities set out on page four, the directors are responsible for the preparation of the financial statements and for being satisfied that they give a true and fair view, and for such internal control as the directors determine necessary to enable the preparation of financial statements that are free from material misstatement, whether due to fraud or error.

In preparing the financial statements, the directors are responsible for assessing the company's ability to continue as a going concern, disclosing, as applicable, matters related to going concern and using the going concern basis of accounting unless the directors either intend to liquidate the company or to cease operations, or have no realistic alternative but to do so.


**Auditors' responsibilities for the audit of the financial statements**

Our objectives are to obtain reasonable assurance about whether the financial statements as a whole are free from material misstatement, whether due to fraud or error, and to issue a Report of the Auditors that includes our opinion. Reasonable assurance is a high level of assurance, but is not a guarantee that an audit conducted in accordance with ISAs (UK) will always detect a material misstatement when it exists. Misstatements can arise from fraud or error and are considered material if, individually or in the aggregate, they could reasonably be expected to influence the economic decisions of users taken on the basis of these financial statements.

A further description of our responsibilities for the audit of the financial statements is located on the Financial Reporting Council's website at [www.frc.org.uk/auditorsresponsibilities](http://www.frc.org.uk/auditorsresponsibilities). This description forms part of our Report of the Auditors.

**Use of our report**

This report is made solely to the company's members, as a body, in accordance with Chapter 3 of Part 16 of the Companies Act 2006. Our audit work has been undertaken so that we might state to the company's members those matters we are required to state to them in a Report of the Auditors and for no other purpose. To the fullest extent permitted by law, we do not accept or assume responsibility to anyone other than the company and the company's members as a body, for our audit work, for this report, or for the opinions we have formed.

  
Benjamin Young (Senior Statutory Auditor)  
for and on behalf of Haines Watts South Midlands Audit LLP  
1 Rushmills  
Northampton  
Northamptonshire  
NN4 7YB

29 August 2018

**HANMERE POLYTHENE LIMITED****STATEMENT OF COMPREHENSIVE INCOME**  
**For The Year Ended 31 March 2018**

	Notes	2018 £	2017 £
<b>TURNOVER</b>	3	19,285,347	16,467,626
Cost of sales		11,078,695	9,070,544
<b>GROSS PROFIT</b>		8,206,652	7,397,082
Administrative expenses		6,179,530	5,912,533
<b>OPERATING PROFIT</b>	5	2,027,122	1,484,549
Interest receivable and similar income		5,738	3,012
		2,032,860	1,487,561
Interest payable and similar expenses	6	40,634	-
<b>PROFIT BEFORE TAXATION</b>		1,992,226	1,487,561
Tax on profit	7	163,242	(260,916)
<b>PROFIT FOR THE FINANCIAL YEAR</b>		1,828,984	1,748,477
<b>OTHER COMPREHENSIVE INCOME</b>		-	-
<b>TOTAL COMPREHENSIVE INCOME FOR THE YEAR</b>		1,828,984	1,748,477


The notes form part of these financial statements

## HANMERE POLYTHENE LIMITED (REGISTERED NUMBER: 00876107)

BALANCE SHEET  
31 March 2018

	Notes	2018		2017	
		£	£	£	£
<b>FIXED ASSETS</b>					
Tangible assets	9		734,588		707,724
<b>CURRENT ASSETS</b>					
Stocks	10	1,006,220		1,431,259	
Debtors	11	7,971,460		3,836,773	
Cash at bank and in hand		1,162,218		2,814,370	
		<u>10,139,898</u>		<u>8,082,402</u>	
<b>CREDITORS</b>					
Amounts falling due within one year	12	<u>3,510,220</u>		<u>3,610,806</u>	
<b>NET CURRENT ASSETS</b>			<u>6,629,678</u>		<u>4,471,596</u>
<b>TOTAL ASSETS LESS CURRENT LIABILITIES</b>			<u>7,364,266</u>		<u>5,179,320</u>
<b>CREDITORS</b>					
Amounts falling due after more than one year	13		(1,083,721)		-
<b>PROVISIONS FOR LIABILITIES</b>	17		<u>(331,185)</u>		<u>(58,944)</u>
<b>NET ASSETS</b>			<u><u>5,949,360</u></u>		<u><u>5,120,376</u></u>
<b>CAPITAL AND RESERVES</b>					
Called up share capital	18		1,525		1,525
Capital redemption reserve	19		475		475
Retained earnings	19		<u>5,947,360</u>		<u>5,118,376</u>
<b>SHAREHOLDERS' FUNDS</b>			<u><u>5,949,360</u></u>		<u><u>5,120,376</u></u>

The financial statements were approved by the Board of Directors on 29 August 2018 and were signed on its behalf by:

  
J Farrell - Director

The notes form part of these financial statements

**HANMERE POLYTHENE LIMITED**  
**STATEMENT OF CHANGES IN EQUITY**  
**For The Year Ended 31 March 2018**

	Called up share capital £	Retained earnings £	Capital redemption reserve £	Total equity £
<b>Balance at 1 April 2016</b>	1,525	6,672,524	475	6,674,524
<b>Changes in equity</b>				
Dividends	-	(3,302,625)	-	(3,302,625)
Total comprehensive income	-	1,748,477	-	1,748,477
<b>Balance at 31 March 2017</b>	<u>1,525</u>	<u>5,118,376</u>	<u>475</u>	<u>5,120,376</u>
<b>Changes in equity</b>				
Dividends	-	(1,000,000)	-	(1,000,000)
Total comprehensive income	-	1,828,984	-	1,828,984
<b>Balance at 31 March 2018</b>	<u><u>1,525</u></u>	<u><u>5,947,360</u></u>	<u><u>475</u></u>	<u><u>5,949,360</u></u>

The notes form part of these financial statements

**HANMERE POLYTHENE LIMITED**

**NOTES TO THE FINANCIAL STATEMENTS  
For The Year Ended 31 March 2018**

---

**1. STATUTORY INFORMATION**

Hanmere Polythene Limited is a private company, limited by shares, registered in England and Wales. The company's registered number and registered office address can be found on the Company Information page.

**2. ACCOUNTING POLICIES**

**Basis of preparing the financial statements**

These financial statements have been prepared in accordance with Financial Reporting Standard 102 "The Financial Reporting Standard applicable in the UK and Republic of Ireland" and the Companies Act 2006. The financial statements have been prepared under the historical cost convention.

The principal accounting policies adopted in the preparation of the financial statements are set out below and have remained unchanged from the previous year, and have also been consistently applied within the same accounts.

There were no material departures from that standard.

**Financial Reporting Standard 102 - reduced disclosure exemptions**

The company has taken advantage of the following disclosure exemption in preparing these financial statements, as permitted by FRS 102 "The Financial Reporting Standard applicable in the UK and Republic of Ireland":

- the requirements of Section 7 Statement of Cash Flows.

**Significant judgements and estimates**

The company makes estimates and assumptions concerning the future. The resulting accounting estimates will, by definition, seldom equal the related actual results. The directors do not consider that there are any estimates and assumptions that have a significant risk of causing a material adjustment to the carrying amounts of assets and liabilities within the next financial year.

**Turnover**

Turnover is measured at the fair value of the consideration received or receivable, excluding discounts, rebates, value added tax and other sales taxes.

**Tangible fixed assets**

Depreciation is provided at the following annual rates in order to write off each asset over its estimated useful life.

Plant and machinery	- 10% on cost
Motor vehicles	- 25% on cost
Office equipment	- 12.5% or 20% on cost

**Stocks**

Stocks are stated at the lower of cost and estimated selling price less costs to complete and sell. For raw materials, cost is determined on a first in first out basis. For finished goods, cost is determined on a standard cost basis, which includes raw materials and an allocation of overhead costs. Provision is made in respect of obsolete and slow moving stock.

**HANMERE POLYTHENE LIMITED**

**NOTES TO THE FINANCIAL STATEMENTS - continued**  
**For The Year Ended 31 March 2018**

---

**2. ACCOUNTING POLICIES - continued**

**Financial instruments**

Basic financial assets, including trade and other receivables and cash and bank balances, are initially recognised at transaction price, unless the arrangement constitutes a financing transaction, where the transaction is measured at the present value of the future receipts discounted at a market rate of interest. Such assets are subsequently carried at amortised cost using the effective interest method.

At the end of each reporting period financial assets measured at amortised cost are assessed for objective evidence of impairment. If an asset is impaired the impairment loss is the difference between the carrying amount and the present value of the estimated cash flows discounted at the asset's original effective interest rate. The impairment loss is recognised in profit or loss.

Financial assets are derecognised when (a) the contractual rights to the cash flows from the asset expire or are settled, or (b) substantially all the risks and rewards of the ownership of the asset are transferred to another party or (c) despite having retained some significant risks and rewards of ownership, control of the asset has been transferred to another party who has the practical ability to unilaterally sell the asset to an unrelated third party without imposing additional restrictions.

Basic financial liabilities, including trade and other payables, and loans from fellow group companies, are initially recognised at transaction price, unless the arrangement constitutes a financing transaction, where the debt instrument is measured at the present value of the future receipts discounted at a market rate of interest. Debt instruments are subsequently carried at amortised cost, using the effective interest rate method.

Trade payables are obligations to pay for goods or services that have been acquired in the ordinary course of business from suppliers. Accounts payable are classified as current liabilities if payment is due within one year or less. If not, they are presented as non-current liabilities. Trade payables are recognised initially at transaction price and subsequently measured at amortised cost using the effective interest method.

Financial liabilities are derecognised when the liability is extinguished, that is when the contractual obligation is discharged, cancelled or expires.

Financial assets and liabilities are offset and the net amounts presented in the financial statements when there is a legally enforceable right to set off the recognised amounts and there is an intention to settle on a net basis or to realise the asset and settle the liability simultaneously.

**Taxation**

Taxation for the year comprises current and deferred tax. Tax is recognised in the Statement of Comprehensive Income, except to the extent that it relates to items recognised in other comprehensive income or directly in equity.

Current or deferred taxation assets and liabilities are not discounted.

Current tax is recognised at the amount of tax payable using the tax rates and laws that have been enacted or substantively enacted by the balance sheet date.

**Deferred tax**

Deferred tax is recognised in respect of all timing differences that have originated but not reversed at the balance sheet date.

Timing differences arise from the inclusion of income and expenses in tax assessments in periods different from those in which they are recognised in financial statements. Deferred tax is measured using tax rates and laws that have been enacted or substantively enacted by the year end and that are expected to apply to the reversal of the timing difference.

Unrelieved tax losses and other deferred tax assets are recognised only to the extent that it is probable that they will be recovered against the reversal of deferred tax liabilities or other future taxable profits.

**Research and development**

Expenditure on research and development is written off in the year in which it is incurred.

**HANMERE POLYTHENE LIMITED**

**NOTES TO THE FINANCIAL STATEMENTS - continued**  
**For The Year Ended 31 March 2018**

**2. ACCOUNTING POLICIES - continued**

**Foreign currencies**

Assets and liabilities in foreign currencies are translated into sterling at the rates of exchange ruling at the balance sheet date. Transactions in foreign currencies are translated into sterling at the rate of exchange ruling at the date of transaction. Exchange differences are taken into account in arriving at the operating result.

**Hire purchase and leasing commitments**

Rentals paid under operating leases are charged to profit or loss on a straight line basis over the period of the lease.

**Pension costs and other post-retirement benefits**

The company operates a defined contribution pension scheme. Contributions payable to the company's pension scheme are charged to profit or loss in the period to which they relate.

**3. TURNOVER**

The turnover and profit before taxation are attributable to the one principal activity of the company.

An analysis of turnover by geographical market is given below:

	2018	2017
	£	£
United Kingdom	17,879,172	15,283,209
Europe	1,397,110	1,184,417
Rest of the world	9,065	-
	19,285,347	16,467,626

**4. EMPLOYEES AND DIRECTORS**

	2018	2017
	£	£
Wages and salaries	3,222,802	3,031,460
Social security costs	329,374	312,364
Other pension costs	51,971	48,945
	3,604,147	3,392,769

The average number of employees during the year was as follows:

	2018	2017
Production	81	76
Selling and distribution	13	13
Administration	6	6
	100	95

	2018	2017
	£	£
Directors' remuneration	234,837	316,820
Directors' pension contributions to money purchase schemes	8,331	20,172
	234,837	316,820

The number of directors to whom retirement benefits were accruing was as follows:

Money purchase schemes	2	2
------------------------	---	---

**HANMERE POLYTHENE LIMITED**

**NOTES TO THE FINANCIAL STATEMENTS - continued**  
**For The Year Ended 31 March 2018**

**4. EMPLOYEES AND DIRECTORS - continued**

Information regarding the highest paid director is as follows:

	2018	2017
	£	£
Emoluments etc	125,019	160,586
Pension contributions to money purchase schemes	3,712	12,000
	<u>128,731</u>	<u>172,586</u>

**5. OPERATING PROFIT**

The operating profit is stated after charging/(crediting):

	2018	2017
	£	£
Other operating leases	123,000	116,222
Depreciation - owned assets	180,153	210,554
Profit on disposal of fixed assets	(652)	(31,086)
Auditors' remuneration	9,000	8,500
Foreign exchange differences	(105,571)	(135,093)
	<u>100,829</u>	<u>66,097</u>

**6. INTEREST PAYABLE AND SIMILAR EXPENSES**

	2018	2017
	£	£
Bank loan interest	36,294	-
Arrangement fees	4,340	-
	<u>40,634</u>	<u>-</u>

**7. TAXATION**

**Analysis of the tax charge/(credit)**

The tax charge/(credit) on the profit for the year was as follows:

	2018	2017
	£	£
Current tax:		
UK corporation tax	145,547	118,645
Prior year over provision	-	(370,238)
	<u>145,547</u>	<u>(251,593)</u>
Total current tax	145,547	(251,593)
Deferred tax	17,695	(9,323)
	<u>163,242</u>	<u>(260,916)</u>
Tax on profit	163,242	(260,916)



**HANMERE POLYTHENE LIMITED**

**NOTES TO THE FINANCIAL STATEMENTS - continued  
For The Year Ended 31 March 2018**

**7. TAXATION - continued**

**Reconciliation of total tax charge/(credit) included in profit and loss**

The tax assessed for the year is lower than the standard rate of corporation tax in the UK. The difference is explained below:

	2018 £	2017 £
Profit before tax	<u>1,992,226</u>	<u>1,487,561</u>
Profit multiplied by the standard rate of corporation tax in the UK of 19% (2017 - 20%)	378,523	297,512
Effects of:		
Expenses not deductible for tax purposes	173	260
Income not taxable for tax purposes	(27,199)	(6,217)
Capital allowances in excess of depreciation	(16,594)	-
Depreciation in excess of capital allowances	-	12,438
Adjustments to tax charge in respect of previous periods	-	(370,238)
Deferred tax movement	17,695	(9,323)
Enhanced R&D relief	(152,428)	(185,348)
Group relief	(36,928)	-
Total tax charge/(credit)	<u>163,242</u>	<u>(260,916)</u>

A reduction in the UK corporation tax rate from 19% to 18% (effective 1 April 2020) was substantively enacted on 26 October 2015. An additional reduction to 17% (effective 1 April 2020) was substantively enacted on 6 September 2016. This will reduce the company's future current tax charge accordingly. The deferred tax liability at 31 March 2018 has been calculated based on these rates.

**8. DIVIDENDS**

	2018 £	2017 £
Ordinary shares of £1 each		
Interim	<u>1,000,000</u>	<u>3,302,625</u>

**9. TANGIBLE FIXED ASSETS**

	Plant and machinery £	Motor vehicles £	Office equipment £	Totals £
<b>COST</b>				
At 1 April 2017	4,622,248	186,411	223,477	5,032,136
Additions	145,095	9,700	52,570	207,365
Disposals	(28,493)	-	-	(28,493)
At 31 March 2018	<u>4,738,850</u>	<u>196,111</u>	<u>276,047</u>	<u>5,211,008</u>
<b>DEPRECIATION</b>				
At 1 April 2017	4,096,267	39,540	188,605	4,324,412
Charge for year	122,336	47,006	10,811	180,153
Eliminated on disposal	(28,145)	-	-	(28,145)
At 31 March 2018	<u>4,190,458</u>	<u>86,546</u>	<u>199,416</u>	<u>4,476,420</u>
<b>NET BOOK VALUE</b>				
At 31 March 2018	<u>548,392</u>	<u>109,565</u>	<u>76,631</u>	<u>734,588</u>
At 31 March 2017	<u>525,981</u>	<u>146,871</u>	<u>34,872</u>	<u>707,724</u>

HANMERE POLYTHENE LIMITED

NOTES TO THE FINANCIAL STATEMENTS - continued  
For The Year Ended 31 March 2018

<b>10. STOCKS</b>		
	2018	2017
	£	£
Raw materials	590,767	1,026,609
Finished goods	415,453	404,650
	<u>1,006,220</u>	<u>1,431,259</u>
<b>11. DEBTORS: AMOUNTS FALLING DUE WITHIN ONE YEAR</b>		
	2018	2017
	£	£
Trade debtors	4,667,560	3,462,042
Amounts owed by group undertakings	3,193,159	-
Other debtors	400	400
Tax	-	253,606
Prepayments and accrued income	110,341	120,725
	<u>7,971,460</u>	<u>3,836,773</u>
<b>12. CREDITORS: AMOUNTS FALLING DUE WITHIN ONE YEAR</b>		
	2018	2017
	£	£
Trade creditors	2,257,236	1,873,246
Amounts owed to group undertakings	-	938,438
Tax	95,547	-
Social security and other taxes	146,220	100,351
VAT	412,184	147,901
Other creditors	336,301	219,591
Accruals and deferred income	262,732	331,279
	<u>3,510,220</u>	<u>3,610,806</u>
<b>13. CREDITORS: AMOUNTS FALLING DUE AFTER MORE THAN ONE YEAR</b>		
	2018	2017
	£	£
Bank loans (see note 14)	<u>1,083,721</u>	<u>-</u>
<b>14. LOANS</b>		
An analysis of the maturity of loans is given below:		
	2018	2017
	£	£
Amounts falling due between two and five years:		
Bank loans - 2-5 years	1,159,381	-
Arrangement fees	(75,660)	-
	<u>1,083,721</u>	<u>-</u>

**HANMERE POLYTHENE LIMITED**

**NOTES TO THE FINANCIAL STATEMENTS - continued  
For The Year Ended 31 March 2018**

**15. LEASING AGREEMENTS**

Minimum lease payments under non-cancellable operating leases fall due as follows:

	2018 £	2017 £
Within one year	123,000	123,000
Between one and five years	82,000	276,750
	205,000	399,750

**16. SECURED DEBTS**

Bank loans above and other loans included in Trueman Holdco Limited are secured against fixed and floating charges over the assets of the group.

**17. PROVISIONS FOR LIABILITIES**

	2018 £	2017 £
Deferred tax		
Accelerated capital allowances	76,639	68,267
Deferred tax	-	(9,323)
	76,639	58,944
Other provisions	254,546	-
Aggregate amounts	331,185	58,944
	Deferred tax £	Other provisions £
Balance at 1 April 2017	58,944	-
Charge to Statement of Comprehensive Income during year	17,695	254,546
Balance at 31 March 2018	76,639	254,546

**18. CALLED UP SHARE CAPITAL**

Allotted, issued and fully paid:

Number:	Class:	Nominal value:	2018 £	2017 £
1,525	Ordinary	£1	1,525	1,525

**19. RESERVES**

	Retained earnings £	Capital redemption reserve £	Totals £
At 1 April 2017	5,118,376	475	5,118,851
Profit for the year	1,828,984		1,828,984
Dividends	(1,000,000)		(1,000,000)
At 31 March 2018	5,947,360	475	5,947,835

**HANMERE POLYTHENE LIMITED**

**NOTES TO THE FINANCIAL STATEMENTS - continued**  
**For The Year Ended 31 March 2018**

**20. PENSION COMMITMENTS**

The company contributes to a group personal pension plan open to current employees who meet the eligibility criteria. It is administered by Scottish Widows on a money purchase basis with individual policies for each member; the company offers and is liable for no guarantees.

The company has a designated stakeholder scheme for those employees who do not meet the eligibility criteria.

The total pension cost for the year was £51,971 (2017: £48,945).

Pension contributions outstanding included in other creditors at 31 March 2018 amounted to £8,551 (2017: £10,610).

**21. ULTIMATE PARENT COMPANY**

Trueman Holdco Limited is regarded by the directors as being the company's ultimate parent company.

The company is wholly owned by Trueman Parent A Limited, an intermediate parent company which is wholly owned by Trueman Holdco Limited, a company incorporated in England.

**22. CAPITAL COMMITMENTS**

	2018 £	2017 £
Contracted but not provided for in the financial statements	<u>331,146</u>	<u>-</u>

**23. RELATED PARTY DISCLOSURES**

The company has taken advantage of exemption, under the terms of Financial Reporting Standard 102 'The Financial Reporting Standard applicable in the UK and Republic of Ireland', not to disclose related party transactions with wholly owned subsidiaries within the group.

During the year, a total of key management personnel compensation of £261,680 (2017 - £336,992) was paid.

**24. ULTIMATE CONTROLLING PARTY**

The ultimate controlling party is Chiltern Capital LLP following an acquisition during the year.