


Companies House

Company Registration No. 09502803 (England and Wales)

**GREEN IS GROUP LIMITED**  
**ANNUAL REPORT AND FINANCIAL STATEMENTS**  
**FOR THE YEAR ENDED 31 AUGUST 2018**



# GREEN IS GROUP LIMITED

## COMPANY INFORMATION

---

<b>Directors</b>	G Conroy G Williamson	(Appointed 1 January 2018)
<b>Company number</b>	09502803	
<b>Registered office</b>	Blackwell House Guildhall Yard London EC2V 5AE	
<b>Accountants</b>	Bright Grahame Murray Emperor's Gate 114a Cromwell Road Kensington London SW7 4AG	

---

# GREEN IS GROUP LIMITED

## CONTENTS

---

	<b>Page</b>
Directors' report	1
Accountants' report	2
Profit and loss account	3
Group balance sheet	4 - 5
Company balance sheet	6
Notes to the financial statements	7 - 16

---

# GREEN IS GROUP LIMITED

## DIRECTORS' REPORT

### FOR THE YEAR ENDED 31 AUGUST 2018

---

The directors present their annual report and financial statements for the year ended 31 August 2018.

#### Principal activities

The principal activity of the company and group continued to be that of management and dealing in forestry plantation and assets and issuing of bonds.

#### Directors

The directors who held office during the year and up to the date of signature of the financial statements were as follows:

G Conroy	
G Williamson	(Appointed 1 January 2018)
C L Williams	(Resigned 1 January 2018)
J Williams-Ward	(Resigned 1 January 2018)

#### Results and dividends

No ordinary dividends were paid. The directors do not recommend payment of a further dividend.

This report has been prepared in accordance with the provisions applicable to companies entitled to the small companies exemption.

On behalf of the board



G Conroy  
Director

Date: 5th August 2019

# GREEN IS GROUP LIMITED

## ACCOUNTANTS' REPORT TO THE BOARD OF DIRECTORS ON THE PREPARATION OF THE UNAUDITED STATUTORY FINANCIAL STATEMENTS OF GREEN IS GROUP LIMITED FOR THE YEAR ENDED 31 AUGUST 2018

---


In order to assist you to fulfil your duties under the Companies Act 2006, we have prepared for your approval the financial statements of Green IS Group Limited for the year ended 31 August 2018 which comprise the group profit and loss account, the group balance sheet, the company balance sheet and the related notes from the company's accounting records and from information and explanations you have given us.

As a practising member firm of the Institute of Chartered Accountants in England and Wales (ICAEW), we are subject to its ethical and other professional requirements which are detailed at <http://www.icaew.com/en/members/regulations-standards-and-guidance>.

This report is made solely to the Board of Directors of Green IS Group Limited, as a body, in accordance with the terms of our engagement letter dated 8 January 2019. Our work has been undertaken solely to prepare for your approval the financial statements of Green IS Group Limited and state those matters that we have agreed to state to the Board of Directors of Green IS Group Limited, as a body, in this report in accordance with ICAEW Technical Release 07/16 AAF. To the fullest extent permitted by law, we do not accept or assume responsibility to anyone other than Green IS Group Limited and its Board of Directors as a body, for our work or for this report.

It is your duty to ensure that Green IS Group Limited has kept adequate accounting records and to prepare statutory financial statements that give a true and fair view of the assets, liabilities, financial position and profit of Green IS Group Limited. You consider that Green IS Group Limited is exempt from the statutory audit requirement for the year.

We have not been instructed to carry out an audit or a review of the financial statements of Green IS Group Limited. For this reason, we have not verified the accuracy or completeness of the accounting records or information and explanations you have given to us and we do not, therefore, express any opinion on the statutory financial statements.



**Bright Grahame Murray**  
**Chartered Accountants**  
Emperor's Gate  
114a Cromwell Road  
London  
SW7 4AG

6 August 2019

# GREEN IS GROUP LIMITED

## GROUP PROFIT AND LOSS ACCOUNT FOR THE YEAR ENDED 31 AUGUST 2018

---

		2018	2017
	Notes	£	as restated £
<b>Turnover</b>	<b>2</b>	7,150,264	4,774,876
Cost of sales		(4,396,857)	(2,932,494)
<b>Gross profit</b>		<u>2,753,407</u>	<u>1,842,382</u>
Administrative expenses		(2,281,926)	(1,465,922)
<b>Operating profit</b>		<u>471,481</u>	<u>376,460</u>
Interest receivable and similar income	<b>4</b>	27	11
<b>Profit before taxation</b>		<u>471,508</u>	<u>376,471</u>
Tax on profit		(77,392)	(113,324)
<b>Profit for the financial year</b>		<u><u>394,116</u></u>	<u><u>263,147</u></u>

Profit for the financial year is all attributable to the owners of the parent company.

# GREEN IS GROUP LIMITED

## GROUP BALANCE SHEET

AS AT 31 AUGUST 2018

		2018		2017 as restated	
	Notes	£	£	£	£
<b>Fixed assets</b>					
Tangible assets	5		1,609,270		1,609,927
<b>Current assets</b>					
Stocks		11,973,768		9,222,632	
Debtors	8	1,347,841		1,331,225	
Cash at bank and in hand		43,580		188,452	
		<u>13,365,189</u>		<u>10,742,309</u>	
<b>Creditors: amounts falling due within one year</b>	9	<u>(1,564,298)</u>		<u>(513,854)</u>	
<b>Net current assets</b>			11,800,891		10,228,455
<b>Total assets less current liabilities</b>			<u>13,410,161</u>		<u>11,838,382</u>
<b>Creditors: amounts falling due after more than one year</b>	10		(5,625,663)		(4,448,000)
<b>Net assets</b>			<u>7,784,498</u>		<u>7,390,382</u>
<b>Capital and reserves</b>					
Called up share capital	11		15,000		15,000
Profit and loss reserves			7,769,498		7,375,382
<b>Total equity</b>			<u>7,784,498</u>		<u>7,390,382</u>

For the financial year ended 31 August 2018 the group was entitled to exemption from audit under section 477 of the Companies Act 2006.

Directors' responsibilities under the Companies Act 2006:

- The members have not required the company to obtain an audit of its financial statements for the year in question in accordance with section 476;
- The directors acknowledge their responsibilities for complying with the requirements of the Act with respect to accounting records and the preparation of financial statements.

These financial statements have been prepared in accordance with the provisions applicable to groups and companies subject to the small companies regime.


# GREEN IS GROUP LIMITED

## GROUP BALANCE SHEET (CONTINUED)

AS AT 31 AUGUST 2018

---

The financial statements were approved by the board of directors and authorised for issue on 5th August 2019 and are signed on its behalf by:



G Conroy  
Director



# GREEN IS GROUP LIMITED

## COMPANY BALANCE SHEET AS AT 31 AUGUST 2018

		2018		2017 as restated	
	Notes	£	£	£	£
<b>Fixed assets</b>					
Investments	6		77,918		77,918
<b>Current assets</b>					
Debtors	8	1,011,001		998,804	
Cash at bank and in hand		25,520		-	
		<u>1,036,521</u>		<u>998,804</u>	
<b>Creditors: amounts falling due within one year</b>	9	<u>(1,099,439)</u>		<u>(1,061,722)</u>	
<b>Net current liabilities</b>			<u>(62,918)</u>		<u>(62,918)</u>
<b>Total assets less current liabilities</b>			<u>15,000</u>		<u>15,000</u>
<b>Capital and reserves</b>					
Called up share capital	11		<u>15,000</u>		<u>15,000</u>

As permitted by s408 Companies Act 2006, the company has not presented its own profit and loss account and related notes. The company's profit for the year was £0 (2017 - £0 profit).

For the financial year ended 31 August 2018 the company was entitled to exemption from audit under section 477 of the Companies Act 2006 relating to small companies.

The directors acknowledge their responsibilities for complying with the requirements of the Companies Act 2006 with respect to accounting records and the preparation of financial statements.

The members have not required the company to obtain an audit of its financial statements for the year in question in accordance with section 476.

These financial statements have been prepared in accordance with the provisions applicable to companies subject to the small companies regime.

The financial statements were approved by the board of directors and authorised for issue on 5th August 2019 and are signed on its behalf by:



G Conroy  
Director

Company Registration No. 09502803

# GREEN IS GROUP LIMITED

## NOTES TO THE FINANCIAL STATEMENTS FOR THE YEAR ENDED 31 AUGUST 2018

---

### 1 Accounting policies

#### Company information

Green IS Group Limited ("the company") is a private limited company domiciled and incorporated in England and Wales. The registered office is .

The group consists of Green IS Group Limited and all of its subsidiaries.

#### 1.1 Accounting convention

These financial statements have been prepared in accordance with FRS 102 "The Financial Reporting Standard applicable in the UK and Republic of Ireland" ("FRS 102") and the requirements of the Companies Act 2006 as applicable to companies subject to the small companies regime. The disclosure requirements of section 1A of FRS 102 have been applied other than where additional disclosure is required to show a true and fair view.

The financial statements are prepared in sterling, which is the functional currency of the company. Monetary amounts in these financial statements are rounded to the nearest £.

The financial statements have been prepared under the historical cost convention, modified to include the revaluation of freehold properties and to include investment properties and certain financial instruments at fair value. The principal accounting policies adopted are set out below.

The company is a qualifying entity for the purposes of FRS 102, being a member of a group where the parent of that group prepares publicly available consolidated financial statements, including this company, which are intended to give a true and fair view of the assets, liabilities, financial position and profit or loss of the group. The company has therefore taken advantage of exemptions from the following disclosure requirements for parent company information presented within the consolidated financial statements:

- Section 4 'Statement of Financial Position': Reconciliation of the opening and closing number of shares;
- Section 7 'Statement of Cash Flows': Presentation of a statement of cash flow and related notes and disclosures;
- Section 11 'Basic Financial Instruments' and Section 12 'Other Financial Instrument Issues': Carrying amounts, interest income/expense and net gains/losses for each category of financial instrument; basis of determining fair values; details of collateral, loan defaults or breaches, details of hedges, hedging fair value changes recognised in profit or loss and in other comprehensive income;
- Section 26 'Share based Payment': Share-based payment expense charged to profit or loss, reconciliation of opening and closing number and weighted average exercise price of share options, how the fair value of options granted was measured, measurement and carrying amount of liabilities for cash-settled share-based payments, explanation of modifications to arrangements;
- Section 33 'Related Party Disclosures': Compensation for key management personnel.

# GREEN IS GROUP LIMITED

## NOTES TO THE FINANCIAL STATEMENTS (CONTINUED) FOR THE YEAR ENDED 31 AUGUST 2018

---

### 1 Accounting policies

(Continued)

#### 1.2 Basis of consolidation

In the parent company financial statements, the cost of a business combination is the fair value at the acquisition date of the assets given, equity instruments issued and liabilities incurred or assumed, plus costs directly attributable to the business combination. The excess of the cost of a business combination over the fair value of the identifiable assets, liabilities and contingent liabilities acquired is recognised as goodwill. The cost of the combination includes the estimated amount of contingent consideration that is probable and can be measured reliably, and is adjusted for changes in contingent consideration after the acquisition date. Provisional fair values recognised for business combinations in previous periods are adjusted retrospectively for final fair values determined in the 12 months following the acquisition date. Investments in subsidiaries, joint ventures and associates are accounted for at cost less impairment.

Deferred tax is recognised on differences between the value of assets (other than goodwill) and liabilities recognised in a business combination accounted for using the purchase method and the amounts that can be deducted or assessed for tax, considering the manner in which the carrying amount of the asset or liability is expected to be recovered or settled. The deferred tax recognised is adjusted against goodwill or negative goodwill.

The consolidated financial statements incorporate those of Green IS Group Limited and all of its subsidiaries (ie entities that the group controls through its power to govern the financial and operating policies so as to obtain economic benefits). Subsidiaries acquired during the year are consolidated using the purchase method. Their results are incorporated from the date that control passes.

All financial statements are made up to 31 August 2018. Where necessary, adjustments are made to the financial statements of subsidiaries to bring the accounting policies used into line with those used by other members of the group.

All intra-group transactions, balances and unrealised gains on transactions between group companies are eliminated on consolidation. Unrealised losses are also eliminated unless the transaction provides evidence of an impairment of the asset transferred.

#### 1.3 Turnover

Turnover is recognised at the fair value of the consideration received or receivable for goods and services provided in the normal course of business, and is shown net of VAT and other sales related taxes.

Turnover also includes the adjustment of stocks of forestry in respect of adjustments to their fair value. The fair value of consideration takes into account trade discounts, settlement discounts and volume rebates.

When cash inflows are deferred and represent a financing arrangement, the fair value of the consideration is the present value of the future receipts. The difference between the fair value of the consideration and the nominal amount received is recognised as interest income.

Revenue from the sale of goods is recognised when the significant risks and rewards of ownership of the goods have passed to the buyer (usually on dispatch of the goods), the amount of revenue can be measured reliably, it is probable that the economic benefits associated with the transaction will flow to the entity and the costs incurred or to be incurred in respect of the transaction can be measured reliably.

#### 1.4 Tangible fixed assets

Tangible fixed assets are initially measured at cost and subsequently measured at cost or valuation, net of depreciation and any impairment losses.

# GREEN IS GROUP LIMITED

## NOTES TO THE FINANCIAL STATEMENTS (CONTINUED) FOR THE YEAR ENDED 31 AUGUST 2018

### 1 Accounting policies

(Continued)

Depreciation is recognised so as to write off the cost or valuation of assets less their residual values over their useful lives on the following bases:

Freehold land and buildings	2% straight line
Plant and equipment	25% straight line
Computers	33.33% straight line

The gain or loss arising on the disposal of an asset is determined as the difference between the sale proceeds and the carrying value of the asset, and is recognised in the profit and loss account.

#### 1.5 Fixed asset investments

Equity investments are measured at fair value through profit or loss, except for those equity investments that are not publicly traded and whose fair value cannot otherwise be measured reliably, which are recognised at cost less impairment until a reliable measure of fair value becomes available.

In the parent company financial statements, investments in subsidiaries, associates and jointly controlled entities are initially measured at cost and subsequently measured at cost less any accumulated impairment losses.

A subsidiary is an entity controlled by the group. Control is the power to govern the financial and operating policies of the entity so as to obtain benefits from its activities.

#### 1.6 Impairment of fixed assets

At each reporting period end date, the group reviews the carrying amounts of its tangible assets to determine whether there is any indication that those assets have suffered an impairment loss. If any such indication exists, the recoverable amount of the asset is estimated in order to determine the extent of the impairment loss (if any). Where it is not possible to estimate the recoverable amount of an individual asset, the company estimates the recoverable amount of the cash-generating unit to which the asset belongs.

The carrying amount of the investments accounted for using the equity method is tested for impairment as a single asset. Any goodwill included in the carrying amount of the investment is not tested separately for impairment.

Recoverable amount is the higher of fair value less costs to sell and value in use. In assessing value in use, the estimated future cash flows are discounted to their present value using a pre-tax discount rate that reflects current market assessments of the time value of money and the risks specific to the asset for which the estimates of future cash flows have not been adjusted.

If the recoverable amount of an asset (or cash-generating unit) is estimated to be less than its carrying amount, the carrying amount of the asset (or cash-generating unit) is reduced to its recoverable amount. An impairment loss is recognised immediately in profit or loss, unless the relevant asset is carried at a revalued amount, in which case the impairment loss is treated as a revaluation decrease.

Recognised impairment losses are reversed if, and only if, the reasons for the impairment loss have ceased to apply. Where an impairment loss subsequently reverses, the carrying amount of the asset (or cash-generating unit) is increased to the revised estimate of its recoverable amount, but so that the increased carrying amount does not exceed the carrying amount that would have been determined had no impairment loss been recognised for the asset (or cash-generating unit) in prior years. A reversal of an impairment loss is recognised immediately in profit or loss, unless the relevant asset is carried at a revalued amount, in which case the reversal of the impairment loss is treated as a revaluation increase.

# GREEN IS GROUP LIMITED

## NOTES TO THE FINANCIAL STATEMENTS (CONTINUED) FOR THE YEAR ENDED 31 AUGUST 2018

---

### 1 Accounting policies

(Continued)

#### 1.7 Stocks

Stocks consist of woodlands and forestry and are valued at their fair value. The fair value of the asset is determined after taking into account the assets present location, condition and includes the net cash flows that market participants would expect the asset to generate in the market.

The movement in fair value each year is reflected in turnover.

At each reporting date, an assessment is made for impairment. Any excess of the carrying amount of stocks over its estimated selling price less costs to complete and sell is recognised as an impairment loss in profit or loss. Reversals of impairment losses are also recognised in profit or loss.

#### 1.8 Cash and cash equivalents

Cash and cash equivalents are basic financial assets and include cash in hand, deposits held at call with banks, other short-term liquid investments with original maturities of three months or less, and bank overdrafts. Bank overdrafts are shown within borrowings in current liabilities.

#### 1.9 Financial instruments

The group has elected to apply the provisions of Section 11 'Basic Financial Instruments' and Section 12 'Other Financial Instruments Issues' of FRS 102 to all of its financial instruments.

Financial instruments are recognised in the group's balance sheet when the group becomes party to the contractual provisions of the instrument.

Financial assets and liabilities are offset and the net amounts presented in the financial statements when there is a legally enforceable right to set off the recognised amounts and there is an intention to settle on a net basis or to realise the asset and settle the liability simultaneously.

##### Basic financial assets

Basic financial assets, which include debtors and cash and bank balances, are initially measured at transaction price including transaction costs and are subsequently carried at amortised cost using the effective interest method unless the arrangement constitutes a financing transaction, where the transaction is measured at the present value of the future receipts discounted at a market rate of interest. Financial assets classified as receivable within one year are not amortised.

##### Other financial assets

Other financial assets, including investments in equity instruments which are not subsidiaries, associates or joint ventures, are initially measured at fair value, which is normally the transaction price. Such assets are subsequently carried at fair value and the changes in fair value are recognised in profit or loss, except that investments in equity instruments that are not publicly traded and whose fair values cannot be measured reliably are measured at cost less impairment.

# GREEN IS GROUP LIMITED

## NOTES TO THE FINANCIAL STATEMENTS (CONTINUED) FOR THE YEAR ENDED 31 AUGUST 2018

---

### 1 Accounting policies

(Continued)

#### **Impairment of financial assets**

Financial assets, other than those held at fair value through profit and loss, are assessed for indicators of impairment at each reporting end date.

Financial assets are impaired where there is objective evidence that, as a result of one or more events that occurred after the initial recognition of the financial asset, the estimated future cash flows have been affected. If an asset is impaired, the impairment loss is the difference between the carrying amount and the present value of the estimated cash flows discounted at the asset's original effective interest rate. The impairment loss is recognised in profit or loss.

If there is a decrease in the impairment loss arising from an event occurring after the impairment was recognised, the impairment is reversed. The reversal is such that the current carrying amount does not exceed what the carrying amount would have been, had the impairment not previously been recognised. The impairment reversal is recognised in profit or loss.

#### **Derecognition of financial assets**

Financial assets are derecognised only when the contractual rights to the cash flows from the asset expire or are settled, or when the group transfers the financial asset and substantially all the risks and rewards of ownership to another entity, or if some significant risks and rewards of ownership are retained but control of the asset has transferred to another party that is able to sell the asset in its entirety to an unrelated third party.

#### **Classification of financial liabilities**

Financial liabilities and equity instruments are classified according to the substance of the contractual arrangements entered into. An equity instrument is any contract that evidences a residual interest in the assets of the group after deducting all of its liabilities.

#### **Basic financial liabilities**

Basic financial liabilities, including creditors, bank loans, loans from fellow group companies and preference shares that are classified as debt, are initially recognised at transaction price unless the arrangement constitutes a financing transaction, where the debt instrument is measured at the present value of the future payments discounted at a market rate of interest. Financial liabilities classified as payable within one year are not amortised.

Debt instruments are subsequently carried at amortised cost, using the effective interest rate method.

Trade creditors are obligations to pay for goods or services that have been acquired in the ordinary course of business from suppliers. Amounts payable are classified as current liabilities if payment is due within one year or less. If not, they are presented as non-current liabilities. Trade creditors are recognised initially at transaction price and subsequently measured at amortised cost using the effective interest method.

#### **Other financial liabilities**

Derivatives, including interest rate swaps and forward foreign exchange contracts, are not basic financial instruments. Derivatives are initially recognised at fair value on the date a derivative contract is entered into and are subsequently re-measured at their fair value. Changes in the fair value of derivatives are recognised in profit or loss in finance costs or finance income as appropriate, unless hedge accounting is applied and the hedge is a cash flow hedge.

Debt instruments that do not meet the conditions in FRS 102 paragraph 11.9 are subsequently measured at fair value through profit or loss. Debt instruments may be designated as being measured at fair value through profit or loss to eliminate or reduce an accounting mismatch or if the instruments are measured and their performance evaluated on a fair value basis in accordance with a documented risk management or investment strategy.

# GREEN IS GROUP LIMITED

## NOTES TO THE FINANCIAL STATEMENTS (CONTINUED) FOR THE YEAR ENDED 31 AUGUST 2018

---

### 1 Accounting policies

(Continued)

#### **Derecognition of financial liabilities**

Financial liabilities are derecognised when the group's contractual obligations expire or are discharged or cancelled.

#### **1.10 Equity instruments**

Equity instruments issued by the group are recorded at the proceeds received, net of transaction costs. Dividends payable on equity instruments are recognised as liabilities once they are no longer at the discretion of the group.

#### **1.11 Taxation**

The tax expense represents the sum of the tax currently payable and deferred tax.

##### **Current tax**

The tax currently payable is based on taxable profit for the year. Taxable profit differs from net profit as reported in the profit and loss account because it excludes items of income or expense that are taxable or deductible in other years and it further excludes items that are never taxable or deductible. The group's liability for current tax is calculated using tax rates that have been enacted or substantively enacted by the reporting end date.

##### **Deferred tax**

Deferred tax liabilities are generally recognised for all timing differences and deferred tax assets are recognised to the extent that it is probable that they will be recovered against the reversal of deferred tax liabilities or other future taxable profits. Such assets and liabilities are not recognised if the timing difference arises from goodwill or from the initial recognition of other assets and liabilities in a transaction that affects neither the tax profit nor the accounting profit.

The carrying amount of deferred tax assets is reviewed at each reporting end date and reduced to the extent that it is no longer probable that sufficient taxable profits will be available to allow all or part of the asset to be recovered. Deferred tax is calculated at the tax rates that are expected to apply in the period when the liability is settled or the asset is realised. Deferred tax is charged or credited in the profit and loss account, except when it relates to items charged or credited directly to equity, in which case the deferred tax is also dealt with in equity. Deferred tax assets and liabilities are offset if, and only if, there is a legally enforceable right to offset current tax assets and liabilities and the deferred tax assets and liabilities relate to taxes levied by the same tax authority.

#### **1.12 Employee benefits**

The costs of short-term employee benefits are recognised as a liability and an expense, unless those costs are required to be recognised as part of the cost of stock or fixed assets.

The cost of any unused holiday entitlement is recognised in the period in which the employee's services are received.

Termination benefits are recognised immediately as an expense when the company is demonstrably committed to terminate the employment of an employee or to provide termination benefits.

#### **1.13 Retirement benefits**

Payments to defined contribution retirement benefit schemes are charged as an expense as they fall due.

#### **1.14 Leases**

# GREEN IS GROUP LIMITED

## NOTES TO THE FINANCIAL STATEMENTS (CONTINUED) FOR THE YEAR ENDED 31 AUGUST 2018

### 1 Accounting policies

(Continued)

Rentals payable under operating leases, including any lease incentives received, are charged to profit or loss on a straight line basis over the term of the relevant lease except where another more systematic basis is more representative of the time pattern in which economic benefits from the leased asset are consumed.

#### 1.15 Foreign exchange

Transactions in currencies other than pounds sterling are recorded at the rates of exchange prevailing at the dates of the transactions. At each reporting end date, monetary assets and liabilities that are denominated in foreign currencies are retranslated at the rates prevailing on the reporting end date. Gains and losses arising on translation are included in the profit and loss account for the period.

### 2 Turnover and other revenue

	2018 £	2017 £
<b>Other significant revenue</b>		
Interest income	27	11
	<u>27</u>	<u>11</u>

### 3 Employees

The average monthly number of persons (including directors) employed by the group and company during the year was:

	Group 2018 Number	2017 Number	Company 2018 Number	2017 Number
Total employees	4	4	-	-
	<u>4</u>	<u>4</u>	<u>-</u>	<u>-</u>

Their aggregate remuneration comprised:

	Group 2018 £	2017 £	Company 2018 £	2017 £
Wages and salaries	428,308	364,566	-	-
Social security costs	10,799	-	-	-
Pension costs	985	-	-	-
	<u>440,092</u>	<u>364,566</u>	<u>-</u>	<u>-</u>

### 4 Interest receivable and similar income

	2018 £	2017 £
Other interest receivable and similar income	27	11
	<u>27</u>	<u>11</u>



# GREEN IS GROUP LIMITED

## NOTES TO THE FINANCIAL STATEMENTS (CONTINUED) FOR THE YEAR ENDED 31 AUGUST 2018

### 5 Tangible fixed assets

Group	Land and buildings	Plant and machinery etc	Total
	£	£	£
<b>Cost</b>			
At 1 September 2017	1,639,098	84,773	1,723,871
Additions	-	178,004	178,004
At 31 August 2018	1,639,098	262,777	1,901,875
<b>Depreciation and impairment</b>			
At 1 September 2017	93,747	20,197	113,944
Depreciation charged in the year	111,930	66,731	178,661
At 31 August 2018	205,677	86,928	292,605
<b>Carrying amount</b>			
At 31 August 2018	1,433,421	175,849	1,609,270
At 31 August 2017	1,545,351	64,576	1,609,927

The company had no tangible fixed assets at 31 August 2018 or 31 August 2017.

### 6 Fixed asset investments

	Group		Company	
	2018	2017	2018	2017
	£	£	£	£
Investments	-	-	77,918	77,918

### 7 Subsidiaries

Details of the company's subsidiaries at 31 August 2018 are as follows:

Name of undertaking	Registered office	Nature of business	Class of shares held	% Held	
				Direct	Indirect
GIS Forestry Limited	England & Wales	Issuing forestry bonds	Ordinary	100.00	
Green IS Projects Limited	England & Wales	Administrative support	Ordinary	100.00	
BR & UK Florestal Ltds EPP	Brazil	Trading in forestry plantation	Ordinary	100.00	

# GREEN IS GROUP LIMITED

## NOTES TO THE FINANCIAL STATEMENTS (CONTINUED) FOR THE YEAR ENDED 31 AUGUST 2018

8 Debtors	Group		Company	
	2018	2017	2018	2017
Amounts falling due within one year:	£	£	£	£
Amounts owed by group	-	-	913,228	848,804
Other debtors	1,347,841	1,331,225	97,773	150,000
	<u>1,347,841</u>	<u>1,331,225</u>	<u>1,011,001</u>	<u>998,804</u>
	<u><u>1,347,841</u></u>	<u><u>1,331,225</u></u>	<u><u>1,011,001</u></u>	<u><u>998,804</u></u>
9 Creditors: amounts falling due within one year	Group		Company	
	2018	2017	2018	2017
	£	£	£	£
Trade creditors	100,957	74,129	-	-
Amounts owed to group undertakings	-	-	867,619	748,038
Corporation tax payable	-	42,628	-	-
Other taxation and social security	14,061	6,370	-	-
Other creditors	1,449,280	390,727	231,820	313,684
	<u>1,564,298</u>	<u>513,854</u>	<u>1,099,439</u>	<u>1,061,722</u>
	<u><u>1,564,298</u></u>	<u><u>513,854</u></u>	<u><u>1,099,439</u></u>	<u><u>1,061,722</u></u>
10 Creditors: amounts falling due after more than one year	Group		Company	
	2018	2017	2018	2017
Notes	£	£	£	£
Other creditors	5,625,663	4,448,000	-	-
	<u>5,625,663</u>	<u>4,448,000</u>	<u>-</u>	<u>-</u>
	<u><u>5,625,663</u></u>	<u><u>4,448,000</u></u>	<u><u>-</u></u>	<u><u>-</u></u>
11 Share capital			Group and company	
			2018	2017
			£	£
<b>Ordinary share capital</b>				
<b>Issued and fully paid</b>				
15,000 Alloted, Called up & fully paid ordinary shares of £1 each			15,000	15,000
			<u>15,000</u>	<u>15,000</u>
			<u><u>15,000</u></u>	<u><u>15,000</u></u>
12 Prior period adjustment				

# GREEN IS GROUP LIMITED

## NOTES TO THE FINANCIAL STATEMENTS (CONTINUED) FOR THE YEAR ENDED 31 AUGUST 2018

### 12 Prior period adjustment

(Continued)

#### Changes to the balance sheet - company

	As previously reported	Adjustment	As restated at
	£	£	31 Aug 2017
			£
<b>Fixed assets</b>			
Other intangibles	20,000	(20,000)	-
Tangible assets	683,362	(683,362)	-
Investments	-	77,918	77,918
<b>Current assets</b>			
Stocks	37,143,600	(37,143,600)	-
Deferred tax asset	59,991	(59,991)	-
Debtors due within one year	1,687,409	(688,605)	998,804
<b>Creditors due within one year</b>			
Loans and overdrafts	153,362	(467,046)	(313,684)
Taxation	(9,172)	9,172	-
Other creditors	(3,389)	(744,649)	(748,038)
<b>Creditors due after one year</b>			
Other creditors	(4,448,000)	4,448,000	-
Net assets	35,287,163	(35,272,163)	15,000
	<u>                    </u>	<u>                    </u>	<u>                    </u>
<b>Capital and reserves</b>			
Share capital	80,200	(65,200)	15,000
Revaluation reserve	35,140,846	(35,140,846)	-
Profit and loss	6,126	(6,126)	-
Total equity	35,227,172	(35,212,172)	15,000
	<u>                    </u>	<u>                    </u>	<u>                    </u>

The prior year adjustment of the company's profit and loss account together with its balance sheet is due to the incorrect accounting for the company. In previous years the company's results have been presented as if they were operating as a single entity rather than as a group.

The accounts show the group profit and loss account, group balance sheet and company balance sheet as restated at 31 August 2017.