

Enodis Group Limited

Report and Financial Statements

Year ended

31 December 2014

Company Number 04330202

THURSDAY



L4LHL87D

LD5

03/12/2015

#34

COMPANIES HOUSE

Enodis Group Limited
Report and financial statements
for the year ended 31 December 2014

Contents

Page:

1	Strategic report
3	Report of the directors
5	Independent auditor's report
7	Consolidated statement of comprehensive income
8	Consolidated balance sheet
9	Company balance sheet
10	Consolidated statement of changes in equity
11	Company statement of changes in equity
12	Notes forming part of the financial statements

Directors

M DeLon Jones
A D Gray
G P B Veal

Secretary and registered office

Prima Secretary Limited, St. Ann's Wharf, 112 Quayside, Newcastle upon Tyne NE1 3DX

Company number

04330202

Auditors

BDO LLP, 55 Baker Street, London, W1U 7EU

Enodis Group Limited

Strategic report for the year ended 31 December 2014

The directors present their strategic report together with the audited financial statements for the year ended 31 December 2014. The financial statements have been prepared in accordance with FRS 102, the Financial Reporting Standard applicable in the United Kingdom and the Republic of Ireland. The Company has taken the option to apply the standard early in the preparation of these consolidated financial statements.

Business review and principal activities

The principal activities of the consolidated Group are the manufacture and sale of commercial catering and foodservice equipment and drink dispensing equipment, including equipment brought in from other members of the worldwide Manitowoc Foodservice Group. The Group also has a property development company.

The Company principally acts as an intermediate investment holding company.

The consolidated statement of comprehensive income for year ended 31 December 2014 is set out on page 7.

Each year the Group undertakes a year end review of the carrying amounts of loans due from other subsidiaries within the Manitowoc Group and recognises impairment provisions against such balances to reflect instances where there is a net equity deficit in the balance sheets of those counterparties and the directors' do not consider the loans to be recoverable. This has resulted in a net impairment release of £180.3m (2013: release of £26.2m).

As part of a wider Manitowoc initiative the Group paid down £24.0m of intercompany debt and also declared an interim dividend of £10.0m. The directors do not recommend the payment of a final dividend (2013: £nil).

Principal risks and uncertainties

Throughout the year, the Group identifies and reviews potential risk and uncertainties that could have a material impact on performance and has put in place internal processes and controls designed to mitigate these risks. Detailed planning processes and contingency plans are in place for adverse change to macro-economic conditions. Appropriate review and development processes are followed for all employees including for succession. The principal risks the Group is exposed to are as follows:

Liquidity risk

The Group is a participant in the group treasury function which has the objective of maintaining a balance between continuity of funding and appropriately investing in the money markets. All cash management is performed centrally and the Group's cash position is monitored weekly.

Credit Risk

The Group is exposed to credit risk on its debtor balances and cash at bank. Debtors are assessed for credit worthiness prior to credit being advanced and cash is only placed with reputable financial institutions. Subsequently, the directors review the carrying value of debtor balances with reference to the credit worthiness and financial position of the counterparties regularly.

Price risk/competitive market risk

The Group is exposed to commodity price risk. The Group does not manage locally its exposure to commodity price risk due to cost benefit considerations but benefits from such hedges as may from time to time be taken out at group level.

Enodis Group Limited

Strategic report
for the year ended 31 December 2014 (continued)

Principal risks and uncertainties (continued)

Foreign exchange risk

Foreign exchange risk is mitigated by taking forward cover through the corporate treasury function based in USA for any potential exposures.

Business Risk

The Group is exposed to business risk through its onerous leases. Management works closely with property consultants to manage ongoing obligations and the leases. The directors' exercise significant judgement in estimating the future costs forming part of onerous lease provisions.

Group risks are dealt with in the Annual Report of The Manitowoc Company Inc, the ultimate parent organisation.

Going concern

The directors believe that the Group and the Company are well placed to manage their business risk successfully despite the current uncertain economic outlook. After making enquiries the directors have a reasonable expectation that the Company has adequate resources to continue in operational existence for the foreseeable future. Accordingly, they continue to adopt the going concern basis in preparing the annual report and the financial statements.

Key performance indicators

Financial key performance indicators are employed and the directors are satisfied that the following KPI's reflect the progress of the business:

	2014	2013
Growth of sales	(1%)	43%
Gross margin %	24%	20%
Operating margin	4%	7%
Inventory turns	7.2	8.2

Approval

This strategic report was approved on behalf of the Board on 3/11/15



A D Gray

Director

Enodis Group Limited

Report of the directors for the year ended 31 December 2014

The directors present their report together with the audited financial statements for the year ended 31 December 2014.

Directors

The directors who held office during the year and to date were as follows:

M DeLon Jones
A D Gray
G P B Veal

The company has made qualifying third party indemnity provisions for the benefit of its directors which were made during the year and exist at the date of this report.

Financial risk management objectives and policies

The Group's financial risk management objectives and policies have been included within the Strategic report on page 1 under principal risks and uncertainties.

Employees

Regular meetings are held with employees to give information and to obtain their views on matters affecting the performance of the company, future developments and the economic factors affecting the business together with news of the Group's competitors.

Employment policies are designed to provide equal opportunities irrespective of colour, ethnic or national origin, nationality, sex or marital status. Full consideration is given to the employment, training and career development of disabled persons subject only to their aptitudes and abilities.

It is the policy of the Group that the training, career development and promotion prospects should, so far as is possible, be identical for all employees.

Training and development

We constantly strive to retain and develop our employees in order to maintain a continuity of excellence in our service, which is the bedrock of our relationship with our customers. Additionally we are constantly looking to attract new quality staff whenever the opportunities arise.

We have a policy of encouraging our existing employees to undertake and participate in appropriate training programs, particularly health and safety, risk assessment work, parts-identification, technical service and management and leadership development.

Research and development

The Group continues to invest in research and development. This has resulted in improvements in and development of new and existing products in cooking equipment and beverage dispensing. These costs are typically expensed.

Likely future developments

The ultimate parent company, The Manitowoc Company Inc., has announced that it intends to spin off the Foodservice segment into a separately listed US group. This will likely happen in the spring of 2016. This spin off will include Enodis Group Limited and its subsidiary companies. At the date of signing these financial statements, the directors are of the opinion that there will be no material impact on the Group.

Enodis Group Limited

Report of the directors for the year ended 31 December 2014 (*continued*)

Directors' responsibilities

The directors are responsible for preparing the strategic report, the directors' report and the financial statements in accordance with applicable law and regulations.

Company law requires the directors to prepare financial statements for each financial year. Under that law the directors have elected to prepare the financial statements in accordance with United Kingdom Generally Accepted Accounting Practice (United Kingdom Accounting Standards and applicable law). Under company law the directors must not approve the financial statements unless they are satisfied that they give a true and fair view of the state of affairs of the company and of the profit or loss of the company for that period.

In preparing these financial statements, the directors are required to:

- select suitable accounting policies and then apply them consistently;
- make judgements and accounting estimates that are reasonable and prudent;
- state whether applicable UK Accounting Standards have been followed, subject to any material departures disclosed and explained in the financial statements;
- prepare the financial statements on the going concern basis unless it is inappropriate to presume that the company will continue in business.


The directors are responsible for keeping adequate accounting records that are sufficient to show and explain the company's transactions and disclose with reasonable accuracy at any time the financial position of the company and enable them to ensure that the financial statements comply with the Companies Act 2006. They are also responsible for safeguarding the assets of the company and hence for taking reasonable steps for the prevention and detection of fraud and other irregularities.

Auditors

All of the current directors have taken all the steps that they ought to have taken to make themselves aware of any information needed by the company's auditors for the purposes of their audit and to establish that the auditors are aware of that information. The directors are not aware of any relevant audit information of which the auditors are unaware.

The auditors, BDO LLP, are deemed to have been reappointed in accordance with section 487 of the Companies Act 2006.

On behalf of the Board



A D Gray

Director

Date 3/11/15

Enodis Group Limited

Independent auditor's report

TO THE MEMBER OF ENODIS GROUP LIMITED

We have audited the financial statements of Enodis Group Limited for the year ended 31 December 2014 which comprise the consolidated Statement of Comprehensive Income, the consolidated and company Balance Sheet, the consolidated and company Statement of Changes in Equity and the related notes. The financial reporting framework that has been applied in their preparation is applicable law and United Kingdom Accounting Standards (United Kingdom Generally Accepted Accounting Practice), Financial Reporting Standard 102 'The Financial Reporting Standard applicable in the UK and Republic of Ireland'.

This report is made solely to the company's member in accordance with Chapter 3 of Part 16 of the Companies Act 2006. Our audit work has been undertaken so that we might state to the company's member those matters we are required to state to them in an auditor's report and for no other purpose. To the fullest extent permitted by law, we do not accept or assume responsibility to anyone other than the company and the company's member for our audit work, for this report, or for the opinions we have formed.

Respective responsibilities of directors and auditors

As explained more fully in the statement of directors' responsibilities, the directors are responsible for the preparation of the financial statements and for being satisfied that they give a true and fair view. Our responsibility is to audit and express an opinion on the financial statements in accordance with applicable law and International Standards on Auditing (UK and Ireland). Those standards require us to comply with the Financial Reporting Council's (FRC's) Ethical Standards for Auditors.

Scope of the audit of the financial statements

A description of the scope of an audit of financial statements is provided on the FRC's website at www.frc.org.uk/auditscopeukprivate.

Opinion on financial statements

In our opinion the financial statements:

- give a true and fair view of the state of the group's and the parent company's affairs as at 31 December 2014 and of the group's profit for the year then ended;
- have been properly prepared in accordance with United Kingdom Generally Accepted Accounting Practice; and
- have been prepared in accordance with the requirements of the Companies Act 2006.

Opinion on other matters prescribed by the Companies Act 2006

In our opinion the information given in the strategic report and directors' report for the financial year for which the financial statements are prepared is consistent with the financial statements.


Enodis Group Limited

Independent auditor's report *(continued)*

Matters on which we are required to report by exception

We have nothing to report in respect of the following matters where the Companies Act 2006 requires us to report to you if, in our opinion:

- adequate accounting records have not been kept by the parent company, or returns adequate for our audit have not been received from branches not visited by us; or
- the parent company financial statements are not in agreement with the accounting records and returns; or
- certain disclosures of directors' remuneration specified by law are not made; or
- we have not received all the information and explanations we require for our audit.



Marc Reinecke (senior statutory auditor)
For and on behalf of BDO LLP, statutory auditor
London

Date 3/11/2015

BDO LLP is a limited liability partnership registered in England and Wales (with registered number OC305127).

Enodis Group Limited

Consolidated Statement of Comprehensive Income for the year ended 31 December 2014

	Note	2014 £'m	2013 £'m
Turnover	3	92.9	93.7
Cost of sales		(70.2)	(75.4)
Gross profit		<u>22.7</u>	<u>18.3</u>
Distribution costs		(7.3)	(7.1)
Other administrative expenses		(7.5)	(6.1)
Foreign exchange losses		(0.1)	-
Reversal of impairment of intercompany receivables		180.3	26.2
Total administrative income		<u>172.7</u>	<u>20.1</u>
Operating profit	4	188.1	31.3
Interest receivable	7	2.5	4.5
Interest payable	7	(1.0)	(10.8)
Other finance income		-	0.5
Other finance costs		(0.4)	(0.6)
Profit on ordinary activities before taxation		<u>189.2</u>	<u>24.9</u>
Taxation on profit on ordinary activities	8	-	0.9
Profit for the year		<u>189.2</u>	<u>25.8</u>
Currency translation differences		(2.5)	0.8
Actuarial (losses)/gains		(3.5)	2.1
Comprehensive income for the year		<u>183.2</u>	<u>28.7</u>


The notes on pages 12 to 27 form part of these financial statements.

Enodis Group Limited

Consolidated balance sheet at 31 December 2014

<i>Company number: 04330202</i>	Note	2014 £'m	2014 £'m	2013 £'m	2013 £'m
Fixed assets					
Intangible assets	9		1.7		2.1
Tangible assets	10		3.3		3.5
Current assets					
Stocks	12	8.5		6.9	
Debtors	13	346.4		202.2	
Cash at bank and in hand		9.1		9.0	
		364.0		218.1	
Creditors: amounts falling due within one year	14	(53.3)		(83.2)	
Net current assets			310.7		134.9
Total assets less current liabilities			315.7		140.5
Creditors: amounts falling due after more than one year	15		-		(0.1)
Provision for liabilities	16		(6.2)		(7.2)
Pension deficit	17		(14.6)		(11.5)
Net assets			294.9		121.7
Capital and reserves					
Called up share capital	18		-		-
Profit and loss account			294.9		121.7
			294.9		121.7

The financial statements were approved by the Board of Directors and authorised for issue on 3/11/15



A Gray
Director

3/11/15


The notes on pages 12 to 27 form part of these financial statements.

Enodis Group Limited

Company balance sheet at 31 December 2014

<i>Company number: 04330202</i>	Note	2014 £'m	2014 £'m	2013 £'m	2013 £'m
Fixed assets					
Investments	11		269.4		202.0
Current assets					
Debtors	13	90.6		77.6	
Cash at bank and in hand		0.2		0.2	
		90.8		77.8	
Creditors: amounts falling due within one year	14	(205.6)		(230.8)	
Net current liabilities			(114.8)		(153.0)
Total assets less current liabilities			154.6		49.0
Pension deficit	17		(14.6)		(11.5)
Net assets			140.0		37.5
Capital and reserves					
Called up share capital	18		-		-
Profit and loss account			140.0		37.5
			140.0		37.5

The financial statements were approved by the Board of Directors and authorised for issue on 3/11/15



A Gray
Director

3/11/15

The notes on pages 12 to 27 form part of these financial statements.

Enodis Group Limited
Consolidated statement of changes in equity
For the year ended 31 December 2014

	Profit and loss account £'m	Total equity £'m
1 January 2014	121.7	121.7
Comprehensive income for the year		
Profit for the year	183.2	183.2
	<hr/>	<hr/>
Total comprehensive income for the year	183.2	183.2
	<hr/>	<hr/>
Contributions by and distributions to owners		
Dividends	(10.0)	(10.0)
	<hr/>	<hr/>
Total contributions by and distributions to owners	(10.0)	(10.0)
	<hr/>	<hr/>
31 December 2014	294.9	294.9
	<hr/> <hr/>	<hr/> <hr/>
1 January 2013	71.9	71.9
Comprehensive income for the year		
Profit for the year	28.7	28.7
	<hr/>	<hr/>
Total comprehensive income for the year	28.7	28.7
	<hr/>	<hr/>
Contributions by and distributions to owners		
Dividends	21.1	21.1
	<hr/>	<hr/>
Total contributions by and distributions to owners	21.1	21.1
	<hr/>	<hr/>
31 December 2013	121.7	121.7
	<hr/> <hr/>	<hr/> <hr/>

The notes on pages 12 to 27 form part of these financial statements.

Enodis Group Limited
Company statement of changes in equity
For the year ended 31 December 2014

	Profit and loss account £'m	Total equity £'m
1 January 2014	37.5	37.5
Comprehensive income for the year		
Profit for the year	112.5	112.5
	<hr/>	<hr/>
Total comprehensive income for the year	112.5	112.5
	<hr/>	<hr/>
Contributions by and distributions to owners		
Dividends	(10.0)	(10.0)
	<hr/>	<hr/>
Total contributions by and distributions to owners	(10.0)	(10.0)
	<hr/>	<hr/>
31 December 2014	140.0	140.0
	<hr/> <hr/>	<hr/> <hr/>
1 January 2013	56.2	56.2
Comprehensive income for the year		
Profit for the year	(18.7)	(18.7)
	<hr/>	<hr/>
Total comprehensive income for the year	37.5	37.5
	<hr/>	<hr/>
31 December 2013	37.5	37.5
	<hr/> <hr/>	<hr/> <hr/>

The notes on pages 12 to 27 form part of these financial statements.

Enodis Group Limited

Notes forming part of the financial statements for the year ended 31 December 2014

1 Accounting policies

The financial statements have been prepared in accordance with FRS 102, the Financial Reporting Standard applicable in the United Kingdom and the Republic of Ireland.

FRS 102 is mandatory for accounting periods beginning on or after 1 January 2015 but may be applied early to periods ending on or after 31 December 2013. Enodis Group Limited and its subsidiary companies have taken the option to apply the standard early in the preparation of these financial statements. The directors have considered the requirements of FRS 102 compared to former UK GAAP and have identified no material adjustments. Consequently no reconciliation of equity under former UK GAAP to FRS 102 has been prepared.

The preparation of financial statements in compliance with FRS 102 requires the use of certain critical accounting estimates. It also requires management to exercise judgement in applying the accounting policies.

The following principal accounting policies have been applied:

Basis of consolidation

The consolidated financial statements present the results of FRS 102 Layout Limited and its subsidiaries ("the Group") as if they formed a single entity. Intercompany transactions and balances between group companies are therefore eliminated in full.

The consolidated financial statements incorporate the results of business combinations using the purchase method. In the statement of financial position, the acquiree's identifiable assets, liabilities and contingent liabilities are initially recognised at their fair values at the acquisition date. The results of acquired operations are included in the consolidated statement of comprehensive income from the date on which control is obtained. They are deconsolidated from the date control ceases.

In accordance with the transitional exemption available in FRS 102, the group has chosen not to retrospectively apply the standard to business combinations that occurred before the date of transition to FRS 102, being 1 January 2012. Therefore, the group continues to recognise a merger reserve which arose on a past business combination that was accounted for as a merger in accordance with UK GAAP as applied at that time.

Turnover

Turnover represents sales to external customers at invoiced amounts less value added tax or local taxes on sales. Turnover is recognised when the risks and rewards of owning the goods have passed to the customer which is generally on delivery.

Revenue arising on service contracts is recognised at the time the service is provided.

Tangible fixed assets

Tangible fixed assets are stated at historical cost less accumulated depreciation and any accumulated depreciation and any accumulated impairment losses. Historical cost includes expenditure that is directly attributable to bringing the asset to the location and condition necessary for it to be capable of operating in the manner intended by management.

Enodis Group Limited

Notes forming part of the financial statements for the year ended 31 December 2014 *(continued)*

1 Accounting policies *(continued)*

Depreciation

Land is not depreciated. Depreciation on other assets is charged so as to allocate the cost of assets less their residual value over their estimated useful lives, using the straight-line method. The estimated useful lives range as follows:

Leasehold land and buildings	-	Term of lease or 10 years
Plant and machinery	-	10-33% per annum
Fixtures, fittings, tools and equipment	-	10-33% per annum
Motor vehicles	-	20-33% per annum

The assets' residual values, useful lives and depreciation methods are reviewed, and adjusted prospectively if appropriate, if there is an indication of a significant change since the last reporting date.

Gains and losses on disposals are determined by comparing the proceeds with the carrying amount and are recognised within 'other operating income' in the statement of comprehensive income.

Government grants

Grants are accounted under the accruals model as permitted by FRS 102. Grants relating to expenditure on tangible fixed assets are credited to the profit and loss account at the same rate as the depreciation on the assets to which the grant relates. The deferred element of grants is included in creditors as deferred income.

Grants of a revenue nature are recognised in profit or loss in the same period as the related expenditure.

Investments

Investments are held in the Company at cost less permanent diminution in value.

Stocks

Stocks and development land are stated at the lower of cost and net realisable value being the estimated selling price less costs to complete and sell. Cost is based on the cost of purchase on a first in, first out basis. Work in progress and finished goods include labour and attributable overheads.

At each reporting date, inventories are assessed for impairment. If inventory is impaired, the carrying amount is reduced to its selling price less costs to complete and sell. The impairment loss is recognised immediately in profit or loss.

Foreign currency translation

Foreign currency transactions are translated into the group entity's functional currency using the exchange rates prevailing at the dates of the transactions. Foreign exchange gains and losses resulting from the settlement of such transactions and from the translation at year-end exchange rates of monetary assets and liabilities denominated in foreign currencies are recognised in profit or loss.

Financial liabilities and equity

Financial liabilities and equity are classified according to the substance of the financial instrument's contractual obligations, rather than the financial instrument's legal form.

Enodis Group Limited

Notes forming part of the financial statements for the year ended 31 December 2014 (continued)

1 Accounting policies (continued)

Dividends

Equity dividends are recognised when they become legally payable. Interim equity dividends are recognised when paid. Final equity dividends are recognised when approved by the shareholders at an annual general meeting. Dividends on shares recognised as liabilities are recognised as expenses and classified within interest payable.

Goodwill

Goodwill represents the excess of the cost of a business combination over the fair value of the company's share of the net identifiable assets of the acquired subsidiary at the date of acquisition. Goodwill on the acquisition of subsidiaries is included in 'intangible assets'. Gains and losses on the disposal of an entity include the carrying amount of goodwill relating to the entity sold. Goodwill is carried at cost less accumulated amortisation and accumulated impairment losses. Goodwill amortisation is calculated by applying the straight line method to its estimated useful life. Goodwill is being amortised over the directors' estimate of its useful economic life ranging from 3 to 10 years.

Estimates of the useful economic life of goodwill are based on a variety of factors such as the expected use of the acquired business, the expected useful life of the cash generating units to which the goodwill is attributed, any legal, regulatory or contractual provisions that can limit useful life and assumptions that market participants would consider in respect of similar businesses.

Current and deferred taxation

The tax expense for the period comprises current and deferred tax. Tax is recognised in profit or loss, except that a change attributable to an item of income or expense recognised as other comprehensive income or to an item recognised directly in equity is also recognised in other comprehensive income or directly in equity respectively.

The current income tax charge is calculated on the basis of tax rates and laws that have been enacted or substantively enacted by the reporting date in the countries where the company's subsidiaries operate and generate taxable income.

Deferred balances are recognised in respect of all timing differences that have originated but not reversed by the balance sheet date, except:

- The recognition of deferred tax assets is limited to the extent that it is probable that they will be recovered against the reversal of deferred tax liabilities or other future taxable profits;
- Any deferred tax balances are reversed if and when all conditions for retaining associated tax allowances have been met.

Deferred tax balances are not recognised in respect of permanent differences except in respect of business combinations, when deferred tax is recognised on the differences between the fair values of assets acquired and the future tax deductions available for them and the differences between the fair values of liabilities acquired and the amount that will be assessed for tax.

Deferred income tax is determined using tax rates and laws that have been enacted or substantively enacted by the reporting date.

Enodis Group Limited

Notes forming part of the financial statements for the year ended 31 December 2014 (continued)

1 Accounting policies (continued)

Pension Costs

For defined benefit schemes the amounts charged to operating profit are the current service costs and gains and losses on settlements and curtailments. They are included as part of staff costs. Past service costs are recognised immediately in the profit and loss account if the benefits have vested. If the benefits have not vested immediately, the costs are recognised over the period until vesting occurs. The interest cost and the expected return on assets are shown as a net amount of other finance costs or credits adjacent to interest. Actuarial gains and losses are recognised immediately in the statement of total recognised gains and losses.

The assets of the scheme held separately from those of the Company, in separate trustee administered funds. Pension scheme assets are measured at fair value and liabilities are measured on an actuarial basis using the projected unit method and discounted at a rate equivalent to the current rate of return on a high quality corporate bond of equivalent currency and term to the scheme liabilities. The actuarial valuations are obtained at least triennially and are updated at each balance sheet date. The resulting defined benefit asset or liability, net of the related deferred tax, is presented separately after other net assets on the face of the balance sheet.

For defined contribution schemes the amount charged to the profit and loss account in respect of pension costs and other post-retirement benefits is the contributions payable in the year. Differences between contributions payable in the year and contributions actually paid are shown as either accruals or prepayments in the balance sheet.

Leases

Operating lease rentals are charged to the profit and loss account as incurred.

Benefits received and receivable as an incentive to sign an operating lease are spread on a straight-line basis over the lease term, except where the period to the review date on which the rent is first expected to be adjusted to the prevailing market rate is shorter than the full lease term, in which case the shorter period is used.

Onerous leases are recognised where the unavoidable costs of a lease exceed the economic benefit expected to be received from it. A provision is made for the present value of the obligation. The expected cash flow include lease obligations, less the sub-letting receipts for properties with sub lease agreements, together with risk weighted cash flows associated with expected extensions of existing subleases.

Dilapidations

Provision for dilapidations is made in respect of the contractual requirement to restore properties at the end of their period of lease to their original state.

Warranty

A provision is made for the anticipated costs of meeting warranty obligations from the point of sale to the end of the warranty period.

Holiday pay accrual

A liability is recognised to the extent of any unused holiday pay entitlement which has accrued at the balance sheet date and carried forward to future periods. This is measured at the undiscounted salary cost of the future holiday entitlement so accrued at the balance sheet date.

Enodis Group Limited

Notes forming part of the financial statements
for the year ended 31 December 2014 (continued)

2 Judgements in applying accounting policies and key sources of estimation uncertainty

In preparing these financial statements, the directors have made the following judgements:

Investments and intercompany receivables

The directors review the carrying amounts of investments in relation to the underlying net assets of the subsidiary companies. The directors also recognise impairments on loans due from fellow group companies where the counterparty has a net equity deficit and the directors are of the opinion that the loan may not be recoverable.

Tangible fixed assets

Tangible fixed assets, other than investment properties, are depreciated over their useful lives taking into account residual values, where appropriate. The actual lives of the assets and residual values are assessed annually and may vary depending on a number of factors. In re-assessing asset lives, factors such as technological innovation, product life cycles and maintenance programmes are taken into account. Residual value assessments consider issues such as future market conditions, the remaining life of the asset and projected disposal values.

Stock provision

Management has judged that historic sales and usage of products will reflect their future demand, and that the provisions applied are sufficient to write the products down to the fair value.

Warranty provision

In calculating the provision for warranty costs management has judged that future failure rates will be no worse or better than prevailed during the year, and that the cost of these repairs will not differ to the historic cost of similar repairs.

Dilapidations

The directors review the obligation to reinstate properties currently being leased. Initial estimates are based on prior experience. More detailed surveys are undertaken as the lease termination date approaches.

Pension

The valuation of the pension deficit is determined through the application of a variety of estimates in accordance with the requirements of the Technical Actuarial Standards as determined by the Financial Reporting Council. This work is undertaken on behalf of the directors by a third party firm of actuaries.

3 Analysis of Turnover

	2014 £'m	2013 £'m
Analysis of turnover by country of destination:		
United Kingdom	55.5	60.0
Europe, Middle East and Africa	14.6	14.0
Asia Pacific	2.1	1.8
Americas and Rest of the World	20.7	17.9
	<hr/>	<hr/>
	92.9	93.7
	<hr/>	<hr/>

Enodis Group Limited

Notes forming part of the financial statements for the year ended 31 December 2014 (continued)

4 Operating profit	2014 £'m	2013 £'m
This is arrived at after charging/(crediting):		
Depreciation of tangible fixed assets	0.9	1.0
Amortisation of positive goodwill	0.3	0.3
Audit fees	0.2	0.3
Taxation compliance services	0.2	0.1
Defined benefit pension cost	0.3	0.2
Defined contribution pension cost	0.3	0.5
Plant and machinery – operating lease rentals payable	0.7	0.6
Land and buildings – operating lease rentals payable	0.9	0.8
Research and development – current year expenditure	0.1	0.4
	0.9	1.0

The audit fees of £0.2m (2013: £0.3m) and tax fees of £0.2m (2013: £0.1m) include amounts incurred on behalf of its subsidiary undertakings. The amounts attributable to each subsidiary are shown in that company's financial statements.

5 Employees	2014 £m	2013 £m
Staff costs (including directors) consist of:		
Wages and salaries	13.8	14.3
Social security costs	1.6	1.4
Cost of defined benefit scheme (see note 17)	0.3	0.2
Cost of defined contribution scheme	0.5	0.5
	16.2	16.4

The average number of employees (including directors) during the year was as follows:

	2014 Number	2013 Number
Management and administration	85	83
Selling and distribution	92	91
Production and service	252	248
	429	422

A defined contribution pension scheme is operated by the group on behalf of the employees. The assets of the scheme are held separately from those of the group in an independently administered fund. The pension charge represents contributions payable by the group to the fund and amounted to £0.5m (2013: £0.5m). There were no outstanding contributions to the fund at the balance sheet date (2013: £nil).

Enodis Group Limited

Notes forming part of the financial statements
for the year ended 31 December 2014 (*continued*)

6 Directors' remuneration

	2014 £m	2013 £m
Directors' emoluments	0.7	0.8
Company contributions to defined contribution pension schemes	-	-

One of the directors was in the group's defined contribution pension scheme (2013: 1). Three of the directors accrued benefits under the group's defined benefit pension scheme during the year (2013: 3).

Emoluments of the highest paid director were £203,125 (2013: £201,929). Company pension contributions of £83,326 (2013: £60,911) were made to the defined benefit pension scheme on his behalf.

7 Interest payable and receivable

	2014 £m	2013 £m
Interest receivable from group companies	2.5	4.5
Interest payable to group companies	(1.0)	(10.8)
	1.5	(6.3)

Enodis Group Limited

Notes forming part of the financial statements
for the year ended 31 December 2014 (*continued*)

8 Taxation on profit on ordinary activities

	2014 £m	2014 £m	2013 £m	2013 £m
<i>UK corporation tax</i>				
Current tax on profits of the year		-		-
Adjustment in respect of previous periods		-		-
		<u> </u>		<u> </u>
Total current tax		-		-
<i>Deferred tax</i>				
Origination and reversal of timing differences	0.1		0.7	
Changes to tax rates	(0.1)		0.2	
	<u> </u>	-	<u> </u>	0.9
Taxation on profit on ordinary activities		<u> </u>		<u> </u>
		-		0.9

The tax assessed for the year is higher than the standard rate of corporation tax in the UK applied to profit before tax. The differences are explained below:

	2014 £m	2013 £m
Profit on ordinary activities before tax	189.2	24.9
	<u> </u>	<u> </u>
Profit on ordinary activities at the standard rate of corporation tax in the UK of 21.5% (2013 – 23.25%)	40.7	5.8
Effects of:		
Non taxable income	(38.8)	(6.1)
Expenses not deductible for tax purposes	1.0	0.2
Depreciation in excess of capital allowances	-	(0.4)
Net transfer pricing adjustments	2.6	6.7
Group relief claimed for nil consideration	(5.5)	(5.6)
Utilisation of losses brought forward	-	(0.8)
Unrelieved losses carried forward	-	0.2
	<u> </u>	<u> </u>
Total tax charge for period	-	-
	<u> </u>	<u> </u>

Enodis Group Limited

Notes forming part of the financial statements
for the year ended 31 December 2014 (*continued*)

9 Intangible fixed assets - Group

	Patents £m	Goodwill £m	Total £m
<i>Cost</i>			
At 1 January 2014	0.3	3.1	3.4
At 31 December 2014	0.3	3.1	3.4
<i>Amortisation</i>			
At 1 January 2014	0.2	1.1	1.3
Charge for the year	-	0.4	0.4
At 31 December 2014	0.2	1.5	1.7
<i>Net book value</i>			
At 31 December 2014	0.1	1.6	1.7
At 31 December 2013	0.1	2.0	2.1

10 Tangible fixed assets - Group

	Leasehold improvement £m	Construction in progress £m	Plant, machinery and motor vehicles £m	Fixtures, fittings and equipment £m	Total £m
<i>Cost:</i>					
At 1 January 2014	1.3	-	9.2	6.3	16.8
Additions	-	0.4	0.3	0.1	0.8
At 31 December 2014	1.3	0.4	9.5	6.4	17.6
<i>Depreciation:</i>					
At 1 January 2014	1.2	-	7.0	5.1	13.3
Charge for the year	-	-	0.6	0.4	1.0
At 31 December 2014	1.2	-	7.6	5.5	14.3
<i>Net book value</i>					
At 31 December 2014	0.1	0.4	1.9	0.9	3.3
At 31 December 2013	0.1	-	2.2	1.2	3.5

Enodis Group Limited

Notes forming part of the financial statements
for the year ended 31 December 2014 (continued)

11 Investments - Company

	2014 £m	2013 £m
Cost:		
At the beginning of the year	1,255.6	1,254.2
Acquired during the year	-	1.4
Disposed of during the year	(1.4)	-
	<hr/>	<hr/>
At the end of the year	1,254.2	1,255.6
	<hr/>	<hr/>
Impairment:		
At the beginning of the year	1,053.6	1,010.5
Provided/(released) during the year	(68.8)	43.1
	<hr/>	<hr/>
At the end of the year	984.8	1,053.6
	<hr/>	<hr/>
Net book values:		
At the end of the year	269.4	202.0
At the beginning of the year	202.0	243.7
	<hr/>	<hr/>

The directors undertake a detailed review of the net asset positions of the subsidiaries each year, resulting in the impairment provision identified in these financial statements.

Enodis Group Limited

Notes forming part of the financial statements
for the year ended 31 December 2014 *(continued)*

11 Investments *(continued)*

The subsidiaries (both direct and indirect) of the Company at the end of the year are:

Company	Country of Incorporation	Proportion of voting rights and ordinary share capital held
<i>Food equipment</i>		
Enodis Commercial Foodservice Shanghai Limited	China	100%
Manitowoc Beverage Systems Limited	UK	100%
Manitowoc Foodservice UK Limited	UK	100%
<i>Property</i>		
Enodis Investments Limited (00455541)	UK	100%
Enodis Property Developments Limited (00493522)	UK	100%
Enodis Property Group Limited (02629464)	UK	100%
<i>Corporate</i>		
Beleggingsmaatschappij Interrub BV	Netherlands	100%
Berisford Holdings Limited (02629465)	UK	100%
Berisford (Jersey) Limited	Channel Islands	100%
Berisford (Overseas) Limited (00331247)	UK	100%
* Cross Lane Holdings Limited	Channel Islands	100%
Enodis Industrial Holdings Limited (02887689)	UK	100%
Enodis International Limited (02992272)	UK	100%
Enodis Strand Limited	UK	100%
* Glenluce Limited	Isle of Man	100%
Manston Limited	BVI	100%
Merrychef Limited (02739846)	UK	100%
S&W Berisford Limited	UK	100%
* TRUpour Limited	Ireland	100%
* Whittleage Acquisition Limited	UK	100%
* Whittleage Drink Equipment Limited	UK	100%

Subsidiaries marked with * are either in the process of being liquidated or have been liquidated since the balance sheet date.

Company registration numbers have been included for those companies that have taken a parent company guarantee for 2014 for audit exemption under Section 479C of the Companies Act 2006.

Enodis Group Limited

Notes forming part of the financial statements
for the year ended 31 December 2014 (continued)

12 Stock

	Group 2014 £m	Group 2013 £m	Company 2014 £m	Company 2013 £m
Raw materials and consumables	4.3	4.6	-	-
Finished goods and goods for resale	2.8	2.3	-	-
Development work in progress - cost	1.4	1.4	1.4	1.4
Development work in progress - impairment	-	(1.4)	-	(1.4)
	<u>8.5</u>	<u>6.9</u>	<u>1.4</u>	<u>-</u>

In the opinion of the directors, there is no material difference between the balance sheet value of stocks and their replacement value.

13 Debtors

	Group 2014 £m	Group 2013 £m	Company 2014 £m	Company 2013 £m
Trade debtors	2.3	8.8	-	-
Amounts owed by parent and fellow subsidiary undertakings	339.8	188.5	90.3	77.4
Other debtors	0.8	0.8	0.2	0.1
Prepayments and accrued income	1.1	1.7	0.1	0.1
Deferred tax asset (note 15)	2.4	2.4	-	-
	<u>346.4</u>	<u>202.2</u>	<u>90.6</u>	<u>77.6</u>

All amounts shown under debtors are due or recoverable under one year.

14 Creditors: amounts falling due within one year

	Group 2014 £m	Group 2013 £m	Company 2014 £m	Company 2013 £m
Trade creditors	9.2	8.4	0.1	0.2
Amounts owed to group undertakings	22.7	58.0	199.0	226.1
Other creditors	0.4	0.6	0.4	0.4
Accruals and deferred income	3.7	3.5	0.6	0.7
Bank overdraft	16.7	12.1	5.5	3.4
Taxation and social security	0.6	0.6	-	-
	<u>53.3</u>	<u>83.2</u>	<u>205.6</u>	<u>230.8</u>

Enodis Group Limited

Notes forming part of the financial statements
for the year ended 31 December 2014 (continued)

15 Creditors: amounts falling due after one year

	Group 2014 £m	Group 2013 £m	Company 2014 £m	Company 2013 £m
Deferred income	-	0.1	-	-
	<u>-</u>	<u>0.1</u>	<u>-</u>	<u>-</u>
	-	0.1	-	-
	<u>-</u>	<u>0.1</u>	<u>-</u>	<u>-</u>

16 Provisions for liabilities

	Warranty £m	Dilapidations £m	Onerous lease £m	Total £m
At 1 January 2014	1.7	0.4	5.1	7.2
Charged to profit or loss	2.2	0.2	(1.3)	1.1
Utilised in year	(2.0)	-	(0.1)	(2.1)
	<u>1.9</u>	<u>0.6</u>	<u>3.7</u>	<u>6.2</u>
At 31 December 2014	1.9	0.6	3.7	6.2
	<u>1.9</u>	<u>0.6</u>	<u>3.7</u>	<u>6.2</u>

The company did not require any provisions for liabilities at the beginning or the end of the year.

17 Pensions

Several pension schemes are operated by the Group.

Defined benefit pension scheme

The Company operates a defined benefit pension scheme, namely the Berisford (1948) Pension Scheme. The scheme is managed by a board of trustees accountable to the pension scheme members. The trustees of the fund are required to act in the best interests of the beneficiaries.

There is a stated policy for charging the net defined benefit scheme between those group companies that are a party to the scheme and hence a proportion of the defined benefit scheme assets, liabilities, income and costs are recognised by individual group companies in accordance with that policy.

Pension benefits depend upon age, length of service and salary level.

A full actuarial valuation of the defined benefit scheme was carried out at 31 March 2011 and updated to 31 December 2013 and 2014 by a qualified independent actuary. Contributions to the scheme are made by the group based on the advice of the actuary and with the aim of making good the deficit over the remaining working life of the employees.

There were no changes to the scheme during the year and no amounts owing to the scheme at the year end.

Enodis Group Limited

Notes forming part of the financial statements
for the year ended 31 December 2014 *(continued)*

17 Pensions <i>(continued)</i>	2014 £m	2013 £m
<i>Reconciliation of present value of plan liabilities</i>		
At the beginning of the year	109.0	106.3
Current service cost	0.2	0.2
Interest cost	4.7	4.2
Actuarial gains	10.9	3.5
Benefits paid	(6.1)	(5.3)
Past service costs		
	118.7	108.9
	118.7	108.9
<i>Reconciliation of fair value of plan assets</i>		
	2014 £m	2013 £m
At the beginning of the year	97.4	92.4
Interest income on plan assets	4.2	3.5
Actuarial gains/(losses)	7.1	5.7
Contributions by group	(6.1)	(5.3)
Employer contributions	1.5	1.1
	104.1	97.4
	104.1	97.4
Fair value of plan assets	104.1	97.4
Present value of plan liabilities	(118.7)	(108.9)
	(14.6)	(11.5)
	(14.6)	(11.5)
<i>Amounts recognised in the profit and loss amount are as follows:</i>		
<i>Included in administrative expenses:</i>		
Current service cost	0.3	0.2
Past service cost	-	-
	0.3	0.2
	0.3	0.2
<i>Amounts included in other finance costs</i>		
Net interest cost	0.4	0.6
	0.4	0.6
	0.4	0.6

Enodis Group Limited

Notes forming part of the financial statements
for the year ended 31 December 2014 *(continued)*

17 Pension costs *(continued)*

	2014 £m	2013 £m
<i>Composition of plan assets</i>		
European equities	14.8	15.4
European bonds	24.7	10.0
Property		
Cash		
Other	64.6	72.0
	104.1	97.4
	11.6	9.6
<i>Actual return on plan assets</i>		
	2014 %	2013 %
<i>Principal actuarial assumptions used at the balance sheet date</i>		
Discount rates	3.5	4.4
Future salary increases	3.95	4.35
Future pension increases	3.7	3.8
Proportion of employees opting for early retirement		
Inflation assumption	2.95	3.35
Mortality rates		
- for a person aged 65 now	23.8	23.7
- at 65 for a person aged 45 now	25.9	25.8

No employees of the parent company were members of the defined benefit scheme.

Defined contribution scheme

The amount recognised in the profit and loss account as an expense in relation to the group's defined contribution schemes is £0.3m (2013 - £0.5m). There were no amounts owing at the year end.

Enodis Group Limited

Notes forming part of the financial statements
for the year ended 31 December 2014 (*continued*)

18 Share capital

	2014	2013
	£	£
<i>Allotted, called up and fully paid</i>		
1 ordinary share of £1 each	1	1
	1	1
	1	1

19 Commitments under operating leases - Group

The group had minimum lease payments under non-cancellable operating leases as set out below:

	Land and buildings 2014 £m	Other 2014 £m	Land and buildings 2013 £m	Other 2013 £m
Not later than 1 year	1.6	0.6	1.5	0.6
Later than 1 year and not later than 5 years	3.0	0.6	2.8	0.6
Later than 5 years	0.6	-	1.0	-
	5.2	1.2	5.3	1.2
	5.2	1.2	5.3	1.2

The company had no commitments under non-cancellable operating leases as at the balance sheet date.

20 Contingent liabilities

The Company, together with other group undertakings, is party to a cross guarantee in favour of the Royal Bank of Scotland for overdraft pooling arrangements. There was no potential liability as at 31 December 2014 (2013: £nil).

21 Related party disclosures

The Company has taken the available exemption under FRS 102 not to disclose transactions with any wholly owned members of the group.

22 Ultimate parent company

The company's immediate parent is Enodis Holdings Limited, a company incorporated in England and Wales. The Directors regard The Manitowoc Company, Inc., a company incorporated in Wisconsin, USA, as the ultimate parent company and controlling entity. The Manitowoc Company Inc. is also the smallest and largest group which prepares consolidated results and of which the company forms a part. Copies of the financial statements of the Manitowoc Company, Inc. can be obtained from the Secretary at 2400 South 44th Street, PO Box 66, Manitowoc, WI 54221-0066