

TU FUND MANAGERS LIMITED
FINANCIAL STATEMENTS
31 MARCH 2012

FRIDAY



A25

A1E2SPKX
27/07/2012
COMPANIES HOUSE

#249

TU FUND MANAGERS LIMITED
FINANCIAL STATEMENTS
YEAR ENDED 31 MARCH 2012

CONTENTS	PAGE
Officers and professional advisers	1
The directors' report	2
Independent auditor's report to the shareholder	5
Profit and loss account	7
Group statement of total recognised gains and losses	8
Group balance sheet	9
Balance sheet	10
Group cash flow	11
Notes to the financial statements	12

TU FUND MANAGERS LIMITED
OFFICERS AND PROFESSIONAL ADVISERS

The Board of Directors	The Lord Christopher, CBE The Baroness Prosser, OBE D Sachon P Noon J Hannett J Nelson M Lawson L Harrison
Company secretary	M Colverd
Registered Office	Congress House Great Russell Street London England WC1B 3LQ
Auditor	Shipleys LLP Chartered Accountants & Statutory Auditor 10 Orange Street Haymarket London WC2H 7DQ
Bankers	Lloyds TSB Plc PO Box 72 Bailey Drive Gillingham Business Park Kent ME8 0LS
Regulatory Authority	Financial Services Authority 25 The Colonnade Canary Wharf London E14 5HS

TU FUND MANAGERS LIMITED

THE DIRECTORS' REPORT

YEAR ENDED 31 MARCH 2012

The directors have pleasure in presenting their report and the financial statements of the group for the year ended 31 March 2012

PRINCIPAL ACTIVITIES AND BUSINESS REVIEW

The principal activity of the group during the year continued to be the management of two unit trusts. Both companies in the group, including TU Additions Ltd, are authorised and regulated by the Financial Services Authority.

Notwithstanding market volatility during the financial year and regular withdrawals by unitholders, funds under management remained stable at £64.8m (2011 £75.4m) and the year end financial position of the group was satisfactory. The directors do not anticipate any changes to the group's principal activity in the foreseeable future.

The group loss before tax and gift aid payment for the financial year was £4,599 (2011 loss £53,970). A gift aid payment of £20,000 was approved for payment to the TUUT Charitable Trust, the parent company of TU Fund Managers Limited (2011 £20,000).

The directors consider the key performance indicators are those that communicate the financial performance and strength of the company as a whole, these being turnover, profitability and funds under management. The results and the change in funds under management have been reported above.

RESULTS AND DIVIDENDS

The group loss for the year after tax amounted to £28,272. The directors have not recommended a dividend.

FINANCIAL INSTRUMENTS

The group's principal financial instruments comprise authorised unit trust investments, bank balances, trade creditors and trade debtors. The main purpose of these instruments is to raise funds for and to finance the group's operations.

In respect of the authorised unit trust investments the group ensures that there is a ready market for the sale of units and actively monitors their price.

In respect of bank balances the liquidity risk is managed by maintaining a balance sufficient to meet the funds required for the group's operations. The group makes use of money market facilities where funds are available.

Trade debtors are managed in respect of credit and cash flow risk by ensuring that management fees are collected within 30 days of due date.

Trade creditors' liquidity risk is managed by ensuring sufficient funds are available to meet amounts due.

The group's Risk & Compliance Committee consider the wider business risk facing the group as well as the financial risks arising in the normal course of business and sets policies for managing each of these risks to minimise potential adverse effects on the group's performance.

TU FUND MANAGERS LIMITED

THE DIRECTORS' REPORT *(continued)*

YEAR ENDED 31 MARCH 2012

DIRECTORS

The directors who served the company during the year were as follows

The Lord Christopher, CBE
M Cornwall-Jones, OBE (retired 21 October 2011)
The Baroness Prosser, OBE
D Sachon
P Noon
J Hannett
J Nelson
M Lawson
L Harrison

The members of board committees were as follows

Executive Committee The Lord Christopher CBE, The Baroness Prosser OBE, D Sachon, M Colverd and L Harrison

Investment Committee L Harrison & M Colverd

Risk & Compliance Committee D Sachon & M Lawson

RETIREMENT OF DIRECTORS

The following directors are to retire from the board in accordance with the Articles of Association and, being eligible, offer themselves for re-appointment

The Baroness Prosser, OBE
L Harrison

The Lord Christopher, CBE is to retire at the Annual General Meeting on the 19th October 2012 and so will not offer himself for re-appointment

DIRECTORS' INSURANCE

As permitted by the Companies Act 2006 the company has maintained insurance cover for the Directors against liabilities in relation to the company

POLICY ON THE PAYMENT OF CREDITORS

The company's policy is to agree terms with individual suppliers and to abide by those terms. The average number of creditor days outstanding at the year end amounted to 14 days (2011 16 days)

DIRECTORS' RESPONSIBILITIES

The directors are responsible for preparing the Directors' Report and the financial statements in accordance with applicable law and regulations

Company law requires the directors to prepare financial statements for each financial year. Under that law the directors have elected to prepare the financial statements in accordance with United Kingdom Generally Accepted Accounting Practice (United Kingdom Accounting Standards and applicable law). Under company law the directors must not approve the financial statements unless they are satisfied that they give a true and fair view of the state of affairs of the company and the group and of the profit or loss of the group for that year. In preparing those financial statements, the directors are required to

- select suitable accounting policies and then apply them consistently,

TU FUND MANAGERS LIMITED

THE DIRECTORS' REPORT *(continued)*

YEAR ENDED 31 MARCH 2012

- make judgements and estimates that are reasonable and prudent,
- state whether applicable UK Accounting Standards have been followed, subject to any material departures disclosed and explained in the financial statements,
- prepare the financial statements on the going concern basis unless it is inappropriate to presume that the group will continue in business

The directors are responsible for keeping adequate accounting records that are sufficient to show and explain the group's and company's transactions and disclose with reasonable accuracy at any time the financial position of the group and enable them to ensure that the financial statements comply with the Companies Act 2006. They are also responsible for safeguarding the assets of the group and hence for taking reasonable steps for the prevention and detection of fraud and other irregularities.

In so far as the directors are aware

- there is no relevant audit information of which the group's auditor is unaware, and
- the directors have taken all steps that they ought to have taken to make themselves aware of any relevant audit information and to establish that the auditor is aware of that information

DONATIONS

During the year the company made the following contributions

	2012	2011
	£	£
Charitable	<u>0</u>	<u>£210</u>

AUDITOR

Shipleys LLP are deemed to be re-appointed under section 487(2) of the Companies Act 2006

Registered office
Congress House
Great Russell Street
London
England
WC1B 3LQ

Signed by order of the directors

M COLVERD
Company Secretary



Approved by the directors on

18/7/2012

TU FUND MANAGERS LIMITED

INDEPENDENT AUDITOR'S REPORT TO THE SHAREHOLDER OF TU FUND MANAGERS LIMITED

YEAR ENDED 31 MARCH 2012

We have audited the group and parent company financial statements ("the financial statements") of TU Fund Managers Limited for the year ended 31 March 2012. The financial reporting framework that has been applied in their preparation is applicable law and United Kingdom Accounting Standards (United Kingdom Generally Accepted Accounting Practice).

This report is made solely to the company's shareholder, as a body, in accordance with Chapter 3 of Section 16 of the Companies Act 2006. Our audit work has been undertaken so that we might state to the company's shareholder those matters we are required to state to them in an auditor's report and for no other purpose. To the fullest extent permitted by law, we do not accept or assume responsibility to anyone other than the company and the company's shareholder as a body, for our audit work, for this report, or for the opinions we have formed.

RESPECTIVE RESPONSIBILITIES OF DIRECTORS AND AUDITOR

As explained more fully in the Directors' Responsibilities Statement set out on pages 3 to 4, the directors are responsible for the preparation of the financial statements and for being satisfied that they give a true and fair view. Our responsibility is to audit the financial statements in accordance with applicable law and International Standards on Auditing (UK and Ireland). Those standards require us to comply with the Auditing Practices Board's (APB's) Ethical Standards for Auditors.

SCOPE OF THE AUDIT OF THE FINANCIAL STATEMENTS

An audit involves obtaining evidence about the amounts and disclosures in the financial statements sufficient to give reasonable assurance that the financial statements are free from material misstatement, whether caused by fraud or error. This includes an assessment of whether the accounting policies are appropriate to the group's and the parent company's circumstances and have been consistently applied and adequately disclosed, the reasonableness of significant accounting estimates made by directors, and the overall presentation of the financial statements.

OPINION ON FINANCIAL STATEMENTS

In our opinion the financial statements

- give a true and fair view of the state of the group's and parent company's affairs as at 31 March 2012 and of the group's result for the year then ended,
- have been properly prepared in accordance with United Kingdom Generally Accepted Accounting Practice, and
- have been prepared in accordance with the requirements of the Companies Act 2006.

OPINION ON OTHER MATTERS PRESCRIBED BY THE COMPANIES ACT 2006

In our opinion the information given in the Directors' Report for the financial year for which the financial statements are prepared is consistent with the financial statements.

TU FUND MANAGERS LIMITED


INDEPENDENT AUDITOR'S REPORT TO THE SHAREHOLDER OF TU FUND MANAGERS LIMITED *(continued)*

YEAR ENDED 31 MARCH 2012

MATTERS ON WHICH WE ARE REQUIRED TO REPORT BY EXCEPTION

We have nothing to report in respect of the following matters where the Companies Act 2006 requires us to report to you if, in our opinion

- adequate accounting records have not been kept by the parent company, or returns adequate for our audit have not been received from branches not visited by us, or
- the parent company financial statements are not in agreement with the accounting records and returns, or
- certain disclosures of directors' remuneration specified by law are not made, or
- we have not received all the information and explanations we require for our audit



SHANE MALONEY (Senior Statutory Auditor)

For and on behalf of
SHIPLEYS LLP
Chartered Accountants
& Statutory Auditor

10 Orange Street
Haymarket
London
WC2H 7DQ

TU FUND MANAGERS LIMITED
PROFIT AND LOSS ACCOUNT
YEAR ENDED 31 MARCH 2012

	Note	2012 £	2011 £
GROUP TURNOVER	2	815,208	824,064
Administrative expenses		(834,933)	(889,739)
Other operating income	3	10,680	8,842
OPERATING (LOSS)	4	(9,045)	(56,833)
Gift aid	7	(20,000)	(20,000)
		(29,045)	(76,833)
Interest receivable		6,196	5,793
Interest payable and similar charges	8	(1,750)	(2,930)
LOSS ON ORDINARY ACTIVITIES BEFORE TAXATION		(24,599)	(73,970)
Tax on loss on ordinary activities	9	(3,673)	22,498
LOSS FOR THE FINANCIAL YEAR		£(28,272)	£(51,472)

All of the activities of the group are classed as continuing

The company has taken advantage of section 408 of the Companies Act 2006
not to publish its own Profit and Loss Account

The notes on pages 12 to 20 form part of these financial statements

TU FUND MANAGERS LIMITED
GROUP STATEMENT OF TOTAL RECOGNISED GAINS AND LOSSES
YEAR ENDED 31 MARCH 2012

	2012 £	2011 £
Loss for the financial year attributable to the shareholder of the parent company	(28,272)	(51,472)
Unrealised profit/ (loss) on revaluation of Investments brought forward	<u>(74,434)</u>	69,993
Total gains/ (losses) recognised since the last annual report	<u>£(102,706)</u>	<u>£18,521</u>

The notes on pages 12 to 20 form part of these financial statements.

TU FUND MANAGERS LIMITED

GROUP BALANCE SHEET

31 MARCH 2012

	Note	2012 £	2011 £
FIXED ASSETS			
Tangible assets	11	5,558	7,260
Investments	12	803,605	876,642
		<u>809,163</u>	<u>883,902</u>
CURRENT ASSETS			
Debtors	13	60,122	373,371
Cash at bank and in hand		924,527	915,383
		<u>984,649</u>	<u>1,288,754</u>
CREDITORS: Amounts falling due within one year	15	<u>(256,763)</u>	<u>(532,901)</u>
NET CURRENT ASSETS		<u>727,886</u>	<u>755,853</u>
TOTAL ASSETS LESS CURRENT LIABILITIES		<u>£1,537,049</u>	<u>£1,639,755</u>
CAPITAL AND RESERVES			
Called-up equity share capital	18	150,000	150,000
Revaluation reserve	19	(47,878)	26,556
Profit and loss account	19	1,434,927	1,463,199
SHAREHOLDER'S FUNDS	20	<u>£1,537,049</u>	<u>£1,639,755</u>

These financial statements were approved by the directors and authorised for issue on 18/7/2012 and are signed on their behalf by


The Lord Christopher, CBE
Chairman


D Sachon
Vice Chairman

Company Registration Number 697641

The notes on pages 12 to 20 form part of these financial statements


TU FUND MANAGERS LIMITED

BALANCE SHEET


31 MARCH 2012

	Note	2012 £	2011 £
FIXED ASSETS			
Tangible assets	11	5,558	7,260
Investments	12	833,920	906,510
		<u>839,478</u>	<u>913,770</u>
CURRENT ASSETS			
Debtors	13	175,564	451,572
Cash at bank and in hand		774,815	804,079
		<u>950,379</u>	<u>1,255,651</u>
CREDITORS: Amounts falling due within one year	15	<u>(252,426)</u>	<u>(529,666)</u>
NET CURRENT ASSETS		697,953	725,985
TOTAL ASSETS LESS CURRENT LIABILITIES		<u>£1,537,431</u>	<u>£1,639,755</u>
CAPITAL AND RESERVES			
Called-up equity share capital	18	150,000	150,000
Revaluation reserve	19	(67,563)	6,424
Profit and loss account	19	1,454,994	1,483,331
SHAREHOLDER'S FUNDS		<u>£1,537,431</u>	<u>£1,639,755</u>

These financial statements were approved by the directors and authorised for issue on 18 July '12 and are signed on their behalf by



The Lord Christopher, CBE
Chairman



D Sachon
Vice Chairman

Company Registration Number 697641

The notes on pages 12 to 20 form part of these financial statements

TU FUND MANAGERS LIMITED

GROUP CASH FLOW

YEAR ENDED 31 MARCH 2012

	2012		2011
	£	£	£
NET CASH INFLOW/(OUTFLOW) FROM OPERATING ACTIVITIES		26,095	(55,720)
RETURNS ON INVESTMENTS AND SERVICING OF FINANCE			
Interest received	6,196		5,793
Interest and charges paid	<u>(1,750)</u>		<u>(2,930)</u>
NET CASH INFLOW FROM RETURNS ON INVESTMENTS AND SERVICING OF FINANCE		4,446	2,863
CAPITAL EXPENDITURE AND FINANCIAL INVESTMENT			
Acquisition of investments	(1,397)		(126,198)
Payment to acquire other current asset investments	<u>-</u>		<u>-</u>
NET CASH INFLOW/(OUTFLOW) FOR CAPITAL EXPENDITURE AND FINANCIAL INVESTMENT		(1,397)	(126,198)
GIFT AID PAID		(20,000)	(20,000)
INCREASE/(DECREASE) IN CASH		<u>£9,144</u>	<u>£(199,055)</u>
RECONCILIATION OF OPERATING LOSS TO NET CASH INFLOW/(OUTFLOW) FROM OPERATING ACTIVITIES			
		2012	2011
		£	£
Operating (loss)/profit		(9,045)	(56,833)
Depreciation		1,702	2,198
(Increase)/decrease in debtors		309,576	(261,997)
Increase/(decrease) in creditors		(276,138)	260,912
Net cash inflow/(outflow) from operating activities		<u>£26,095</u>	<u>£(55,720)</u>
RECONCILIATION OF NET CASH FLOW TO MOVEMENT IN NET FUNDS			
		2012	2011
		£	£
Increase/ (Decrease) in cash in the period		9,144	(199,055)
Movement in net funds in the period		<u>9,144</u>	<u>(199,055)</u>
Net funds at 1 April 2011	21	915,383	1,114,438
Net funds at 31 March 2012	21	<u>£924,527</u>	<u>£915,383</u>

The notes on pages 12 to 20 form part of these financial statements.

TU FUND MANAGERS LIMITED
NOTES TO THE FINANCIAL STATEMENTS
YEAR ENDED 31 MARCH 2012

1. ACCOUNTING POLICIES

Basis of accounting

The financial statements have been prepared under the historical cost convention, modified to include the revaluation of certain fixed assets and in accordance with applicable accounting standards

Basis of consolidation

The consolidated financial statements incorporate the financial statements of the company and all group undertakings. These are adjusted, where appropriate, to conform to group accounting policies. Acquisitions are accounted for under the acquisition method and goodwill on consolidation is capitalised and written off over five years from the year of acquisition. The results of companies acquired or disposed of are included in the profit and loss account after or up to the date that control passes respectively. As a consolidated profit and loss account is published, a separate profit and loss account for the parent company is omitted from the group financial statements by virtue of section 408 of the Companies Act 2006.

Turnover

The turnover shown in the profit and loss account represents net initial charges in the unit trusts plus annual management fees charged thereto.

Fixed assets

All fixed assets are initially recorded at cost.

Depreciation

Depreciation is calculated so as to write off the cost of an asset, less its estimated residual value, over the useful economic life of that asset as follows:

Fixtures & Fittings	-	10 years straight line
Equipment	-	3 years straight line

Operating lease agreements

Rentals applicable to operating leases where substantially all of the benefits and risks of ownership remain with the lessor are charged against profits on a straight line basis over the period of the lease.

Pension costs

The company operates a defined contribution pension scheme for employees. The assets of the scheme are held separately from those of the company. The annual contributions payable are charged to the profit and loss account.

TU FUND MANAGERS LIMITED
NOTES TO THE FINANCIAL STATEMENTS
YEAR ENDED 31 MARCH 2012

1. ACCOUNTING POLICIES

Deferred taxation

Deferred tax is recognised in respect of all timing differences that have originated but not reversed at the balance sheet date where transactions or events have occurred at that date that will result in an obligation to pay more, or a right to pay less or to receive more tax, with the following exceptions

Provision is made for tax on gains arising from the revaluation (and similar fair value adjustments) of fixed assets, and gains on disposal of fixed assets that have been rolled over into replacement assets, only to the extent that, at the balance sheet date, there is a binding agreement to dispose of the assets concerned. However, no provision is made where, on the basis of all available evidence at the balance sheet date, it is more likely than not that the taxable gain will be rolled over into replacement assets and charged to tax only where the replacement assets are sold.

Deferred tax assets are recognised only to the extent that the directors consider that it is more likely than not that there will be suitable taxable profits from which the future reversal of the underlying timing differences can be deducted.

Deferred tax is measured on an undiscounted basis at the tax rates that are expected to apply in the periods in which timing differences reverse, based on tax rates and laws enacted or substantively enacted at the balance sheet date.

Financial instruments

All investments are initially recorded at cost, being the fair value of the consideration given and including acquisition costs associated with the investment. All purchases and sales of investments are recognised using trade date accounting.

After initial recognition, investments, which are classified as held for trading and available-for-sale, are measured at fair value. Gains or losses on investments held for trading are recognised in the profit and loss account. Gains or losses on available-for-sale investments are recognised as a separate component of equity until the investment is disposed of or until its value is impaired, at which time the cumulative gain or loss previously reported in equity is included in the profit and loss account.

Investments classified as held-to-maturity are subsequently measured at amortised cost using the effective interest method. Gains and losses are recognised in the profit and loss account when the investment is derecognised, or impaired, as well as through the amortisation process.

Investments are fair valued using quoted market prices, independent appraisals, discounted cash flow analysis or other appropriate valuation models at the balance sheet date.

2. TURNOVER

The turnover and loss before tax are attributable to the one principal activity of the group.

An analysis of turnover is given below.

	2012	2011
	£	£
United Kingdom	<u>815,208</u>	<u>824,064</u>

TU FUND MANAGERS LIMITED
NOTES TO THE FINANCIAL STATEMENTS
YEAR ENDED 31 MARCH 2012

3. OTHER OPERATING INCOME

	2012	2011
	£	£
Other operating income	<u>10,680</u>	<u>8,842</u>

The other operating income relates to distributions received from fixed asset investments

4. OPERATING (LOSS)/PROFIT

Operating (loss)/profit is stated after charging

	2012	2011
	£	£
Depreciation of owned fixed assets	1,702	2,198
Operating lease costs	27,600	26,169
Auditor's remuneration - audit of the financial statements	<u>20,080</u>	<u>26,440</u>
Auditor's remuneration - other fees		
- Taxation services	2,000	1,763
- Other	<u>-</u>	<u>1,175</u>

5. PARTICULARS OF EMPLOYEES

The average number of staff employed by the group during the financial year amounted to

	2012	2011
	No	No
Number of administrative staff	2	2
Number of management staff	1	2
	<u>3</u>	<u>4</u>

The aggregate payroll costs of the above were

	2012	2011
	£	£
Wages and salaries	173,312	215,466
Social security costs	20,474	24,339
Other pension costs	7,346	10,127
	<u>£201,132</u>	<u>£249,932</u>

The company operates a defined contribution pension scheme for its employees. The pension cost charge represents contributions payable by the company to the fund of £7,346 (2011 £10,127). Contributions totalling £Nil (2011 £4,944) were due to the pension fund at the year end and are included in creditors.

TU FUND MANAGERS LIMITED
NOTES TO THE FINANCIAL STATEMENTS
YEAR ENDED 31 MARCH 2012

6 DIRECTORS' REMUNERATION

The directors' aggregate remuneration in respect of qualifying services were

	2012	2011
	£	£
Remuneration receivable	<u>35,925</u>	<u>39,225</u>

7. GIFT AID

Gift aid payments relate to amounts donated to the TUUT Charitable Trust, a charity registered in England

8. INTEREST PAYABLE AND SIMILAR CHARGES

	2012	2011
	£	£
Interest payable and bank charges	<u>1,750</u>	<u>2,914</u>

9. TAXATION ON ORDINARY ACTIVITIES

Analysis of charge/(credit) in the year

	2012	2011
	£	£
Deferred tax		
Origination and reversal of timing differences	<u>3,673</u>	<u>(22,498)</u>

Factors affecting current tax charge

The tax assessed on the loss on ordinary activities for the year is higher than the standard rate of corporation tax in the UK of 20% (2011 - 21%)

	2012	2011
	£	£
Loss on ordinary activities before taxation	<u>(24,599)</u>	<u>(73,970)</u>
Loss on ordinary activities by rate of tax	(4,920)	(15,534)
Expenses not deductible for tax purposes	7,061	2,751
Capital allowances for period in excess of depreciation	(27)	(100)
Unrelieved tax losses	-	14,565
Utilisation of brought forward tax losses	(89)	-
Exempt UK dividend income	<u>(2,025)</u>	<u>(1,682)</u>
Total current tax	<u>-</u>	<u>-</u>

10 LOSS ATTRIBUTABLE TO MEMBERS OF THE PARENT COMPANY

The loss dealt with in the financial statements of the parent company was £(28,337) - (2011 - £(47,829))

TU FUND MANAGERS LIMITED
NOTES TO THE FINANCIAL STATEMENTS
YEAR ENDED 31 MARCH 2012

11. TANGIBLE FIXED ASSETS

Group	Fixtures & Fittings £	Office Equipment £	Total £
COST OR VALUATION			
At 1 April 2011 and 31 March 2012	<u>48,339</u>	<u>29,747</u>	<u>78,086</u>
DEPRECIATION			
At 1 April 2011	41,832	28,994	70,826
Charge for the year	949	753	1,702
At 31 March 2011	<u>42,781</u>	<u>29,747</u>	<u>72,528</u>
NET BOOK VALUE			
At 31 March 2012	<u>5,558</u>	-	<u>5,558</u>
At 31 March 2011	<u>6,507</u>	<u>753</u>	<u>7,260</u>
Company			
	Fixtures & Fittings £	Office Equipment £	Total £
COST OR VALUATION			
At 1 April 2011 and 31 March 2012	<u>48,339</u>	<u>29,747</u>	<u>78,086</u>
DEPRECIATION			
At 1 April 2011	41,832	28,994	70,826
Charge for the year	949	753	1,702
At 31 March 2012	<u>42,781</u>	<u>29,747</u>	<u>72,528</u>
NET BOOK VALUE			
At 31 March 2012	<u>5,558</u>	-	<u>5,558</u>
At 31 March 2011	<u>6,507</u>	<u>753</u>	<u>7,260</u>

12. INVESTMENTS

Group	Total £
COST OR VALUATION	
At 1 April 2011	876,642
Additions	1,397
Revaluations	(74,434)
At 31 March 2012	<u>803,605</u>
NET BOOK VALUE	
At 31 March 2012	<u>803,605</u>
At 31 March 2011	<u>876,642</u>

TU FUND MANAGERS LIMITED
NOTES TO THE FINANCIAL STATEMENTS
YEAR ENDED 31 MARCH 2012

12. INVESTMENTS *(continued)*

The company owns 100% of the ordinary share capital of the subsidiary undertaking, TU Additions Limited which trades as a financial intermediary and is registered and incorporated in England & Wales

Company	Group companies £	Available for sale £	Total £
COST OR VALUATION			
At 1 April 2011	29,868	876,642	906,510
Additions	-	1,397	1,397
Revaluations	447	(74,434)	(73,987)
At 31 March 2012	<u>30,315</u>	<u>803,605</u>	<u>833,920</u>
NET BOOK VALUE			
At 31 March 2012	<u>30,315</u>	<u>803,605</u>	<u>833,920</u>
At 31 March 2011	<u>29,868</u>	<u>876,642</u>	<u>906,510</u>

13. DEBTORS

	Group		Company	
	2012 £	2011 £	2012 £	2011 £
Trade debtors	28,426	338,558	28,426	338,558
Amounts owed by group undertakings	-	-	124,749	83,552
Other debtors	1,411	1,333	1,411	1,333
Deferred taxation (Note 14)	23,208	26,881	18,239	21,530
Prepayments and accrued income	7,077	6,599	2,739	6,599
	<u>£60,122</u>	<u>£373,371</u>	<u>£175,564</u>	<u>£451,572</u>

The amount owed by group undertakings includes £50,000 in respect of a subordinated loan. The loan is due for payment after 4 years and bears no interest.

14. DEFERRED TAXATION

The movement in the deferred taxation asset during the year was

	Group		Company	
	2012 £	2011 £	2012 £	2011 £
At 1 April 2011	26,881	4,383	21,530	-
Provision for year	(3,673)	22,498	(3,291)	21,530
Carried forward at 31 March 2012	<u>£23,208</u>	<u>£26,881</u>	<u>18,239</u>	<u>£21,530</u>

TU FUND MANAGERS LIMITED
NOTES TO THE FINANCIAL STATEMENTS
YEAR ENDED 31 MARCH 2012

14. DEFERRED TAXATION (continued)

The group's asset for deferred taxation consists of the tax effect of timing differences in respect of

Group	2012		2011	
	Provided	Unprovided	Provided	Unprovided
	£	£	£	£
Tax losses available	22,849	-	26,881	-
Fixed assets	359	-	-	-

15. CREDITORS: Amounts falling due within one year

	Group		Company	
	2012	2011	2012	2011
	£	£	£	£
Trade creditors	50,197	369,831	50,060	369,831
Gift Aid creditor	20,000	20,000	20,000	20,000
Other creditors	9,311	12,283	9,311	12,283
Accruals and deferred income	177,255	130,787	173,055	127,552
	<u>£256,763</u>	<u>£532,901</u>	<u>£252,426</u>	<u>£529,666</u>

16. COMMITMENTS UNDER OPERATING LEASES

At 31 March 2012 the group had annual commitments under non-cancellable operating leases as set out below

Group	Land and Buildings		Other	
	2012	2011	2012	2011
	£	£	£	£
Operating leases which expire				
Within 1 year	-	-	7,353	-
Within 2 to 5 years	-	-	1,514	4,396
Over 5 years	27,600	27,600	-	-
	<u>£27,600</u>	<u>£27,600</u>	<u>£8,867</u>	<u>£4,396</u>

At 31 March 2012 the company had annual commitments under non-cancellable operating leases as set out below

Company	Land and Buildings		Other	
	2012	2011	2012	2011
	£	£	£	£
Operating leases which expire				
Within 1 year	-	-	7,353	-
Within 2 to 5 years	-	-	1,514	4,396
Over 5 years	27,600	27,600	-	-
	<u>£27,600</u>	<u>£27,600</u>	<u>£8,867</u>	<u>£4,396</u>

TU FUND MANAGERS LIMITED
NOTES TO THE FINANCIAL STATEMENTS
YEAR ENDED 31 MARCH 2012

17. RELATED PARTY TRANSACTIONS

No transactions with related parties were undertaken such as are required to be disclosed under Financial Reporting Standard 8 Related Party Disclosures

18. SHARE CAPITAL

Allotted, called up and fully paid

	2012		2011	
	No	£	No	£
150,000 Ordinary shares of £1 each	<u>150,000</u>	<u>£150,000</u>	<u>150,000</u>	<u>£150,000</u>

19 RESERVES

Group	Revaluation reserve £	Profit and loss account £
Balance brought forward	26,556	1,463,199
Loss for the year	-	(28,272)
Other gains and losses		
- Revaluation of available for sale assets	<u>(74,434)</u>	-
Balance carried forward	<u>£(47,878)</u>	<u>£1,434,927</u>

Company	Revaluation reserve £	Profit and loss account £
Balance brought forward	6,424	1,483,331
Loss for the year	-	(28,337)
Other gains and losses		
- Revaluation of available for sale assets	<u>(73,987)</u>	-
Balance carried forward	<u>£(67,563)</u>	<u>£1,454,994</u>

20 RECONCILIATION OF MOVEMENTS IN SHAREHOLDER'S FUNDS

Group	2012 £	2011 £
Loss for the financial year	(28,272)	(51,472)
Other net recognised gains and losses	<u>(74,434)</u>	69,993
Net addition/(reduction) to shareholder's funds	<u>(102,706)</u>	18,521
Opening shareholder's funds	1,639,755	1,621,234
Closing shareholder's funds	<u>£1,537,049</u>	<u>£1,639,755</u>

TU FUND MANAGERS LIMITED
NOTES TO THE FINANCIAL STATEMENTS
YEAR ENDED 31 MARCH 2012

21. NOTES TO THE CASH FLOW STATEMENT

ANALYSIS OF CHANGES IN NET FUNDS

Group	At 1 Apr 2011 £	Cash flows £	At 31 Mar 2012 £
Net cash			
Cash in hand and at bank	915,383	9,144	924,527
Net funds	<u>£915,383</u>	<u>£9,144</u>	<u>£924,527</u>

22. ULTIMATE PARENT COMPANY

The ultimate parent undertaking and the ultimate controlling party is the TUUT Charitable Trust a charity registered in England