

EUROPA FACILITY SERVICES LIMITED

Report and Financial Statements

For the year ended 31 December 2013

COMPANIES HOUSE



WEDNESDAY

A3BRXY2

A33 09/07/2014 #262

REPORT AND FINANCIAL STATEMENTS 2013

CONTENTS	Page
Officers and professional advisers	1
Strategic report	2
Directors' report	4
Directors' responsibilities statement	5
Independent auditor's report	6
Profit and loss account	8
Balance sheet	9
Notes to the financial statements	10

OFFICERS AND PROFESSIONAL ADVISERS

DIRECTORS

R P Muldoon
G R Brown
Dr R Knollmann
Dr E Morre

SECRETARY

R P Muldoon

REGISTERED OFFICE

Ground Floor
West Wing
The Victoria
152-158 Quays Loop Road
Salford Quays
Manchester
M50 3SP

BANKERS

HSBC Bank plc.
2nd Floor
4 Hardman Square
Spinningfields
Manchester
M3 3EB

AUDITOR

Deloitte LLP
Chartered Accountants and Statutory Auditor
Manchester
United Kingdom

STRATEGIC REPORT

The directors present this strategic report for the year ended 31 December 2013.

PRINCIPAL ACTIVITIES

During the year, the company's parent, Bilfinger Europa Facility Management Limited (formerly Europa Support Services Limited), was acquired by Bilfinger SE, a German registered company.

The principal activities of the company continued to be that of providing integrated facilities management ("FM") services to the corporate and retail sectors.

Our focus in the year has been to reinforce our position in the market as a leading provider of high quality FM services to our chosen sectors. We have successfully achieved this by concentrating on the core values on which the company is based, these being service, integrity, innovation, people and performance.

We continue to support our clients by bringing an increasing breadth of service capabilities to bear, adding value to their organisations.

PRINCIPAL RISKS AND UNCERTAINTIES

The services provided by the company present limited operational risks and these are mitigated through a comprehensive risk management process. The majority of our activities are delivered through long term contracts which are structured to limit the company's exposure to commercial risks. The principal uncertainties with regard to the company's ability to continue to achieve its current level of profitability are the loss of a major client and general economic and market conditions. The company has a diverse client base and the loss of any particular client would not have a catastrophic impact on the company's viability. The trading performance in 2013 demonstrates the company's ability to perform strongly during adverse economic conditions.

FUTURE OUTLOOK

The future outlook is positive. We expect to meet our growth targets; offer innovative solutions based on the quality of both staff and systems and successfully operate in a competitive market.

The company has produced strong growth over the last three years and the directors believe this will continue in 2014.

KEY PERFORMANCE INDICATORS

The directors consider the following key performance indicators:

Sales	£71.3m	(2012: £57.9m)
Profit before tax	£0.6m	(2012: £0.7m)
Net assets	£3.4m	(2012: £3.0m)

A number of non-financial key performance indicators are also utilised in the management of the company, these include:

- Customer satisfaction levels
- Health Safety Environment and Quality performance (HSEQ)
- Employee satisfaction, engagement and retention

STRATEGIC REPORT (continued)

FINANCIAL INSTRUMENTS

The company's principal financial instruments comprise bank balances, finance lease agreements, trade debtors and trade creditors. The main purpose of these instruments is to finance the company's operations.

Due to the nature of the financial instruments used by the company there is no exposure to price risk. The company's approach to managing other risks applicable to the financial instruments concerned is shown below.

In respect of bank balances the company makes use of money market facilities when funds are available.

The company is lessee in respect of finance leased assets and ensures there are sufficient funds to meet payments.

Trade debtors are managed in respect of credit and cash flow risk by application of policies regarding the credit offered to customers, and the regular monitoring of amounts outstanding with reference to time and credit limits.

Trade creditors liquidity risk is managed by ensuring sufficient funds are available to meet amounts falling due at the appropriate time.

Approved by the Board of Directors on 30 MAY 2014
and signed on behalf of the Board



R P Muldoon
Director

DIRECTORS' REPORT

The directors present their annual report and the audited financial statements for the year ended 31 December 2013.

MATTERS INCLUDED IN THE STRATEGIC REPORT

In accordance with s414(C) (11) of the Companies Act, included in the Strategic Report is information relating to the future development of the business which would otherwise be required by Schedule 7 of the 'large and medium sized companies and groups (accounts and reports) regulations 2008' to be contained in a Directors' Report.

DIRECTORS

The following directors have held office since 1 January 2013:

M H Jones	(resigned 14 December 2013)
R P Muldoon	
G R Brown	
Dr R Knollmann	(appointed 13 December 2013)
Dr E Morre	(appointed 13 December 2013)

GOING CONCERN

Further details regarding the adoption of the going concern basis can be found in note 1 to the financial statements.

RESULTS AND DIVIDENDS

The results for the year are set out on page 8. No dividends were paid or proposed in the current or prior year.

EMPLOYEE INVOLVEMENT

The company's policy is to consult and discuss with employees, through unions, staff councils, and at meetings, matters likely to affect employees' interests.

Information on matters of concern to employees is given through information bulletins and reports which seek to achieve a common awareness on the part of all employees of the financial and economic factors affecting the company's performance.

DISABLED PERSONS

The company's policy is to recruit disabled workers for those vacancies that they are able to fill. All necessary assistance with initial training courses is given. Once employed, a career plan is developed so as to ensure suitable opportunities for each disabled person. Arrangements are made, wherever possible, for retraining employees who become disabled, to enable them to perform work identified as appropriate to their aptitudes and abilities.

AUDITOR

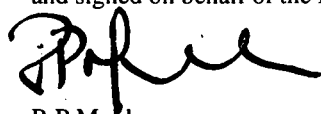
Each of the persons who is a director at the date of approval of this report confirms that:

- so far as the director is aware, there is no relevant audit information of which the company's auditor is unaware; and
- the director has taken all the steps that he ought to have taken as a director in order to make himself aware of any relevant audit information and to establish that the company's auditor is aware of that information.

This confirmation is given and should be interpreted in accordance with the provisions of s418 of Companies Act 2006.

A resolution to appoint Ernst & Young LLP will be proposed at the forthcoming Annual General Meeting.

Approved by the Board of Directors on 30 May 2014
and signed on behalf of the Board



R P Muldoon
Director

DIRECTORS' RESPONSIBILITIES STATEMENT

The directors are responsible for preparing the 'Annual' Report and the financial statements in accordance with applicable law and regulations.

Company law requires the directors to prepare financial statements for each financial year. Under that law the directors have elected to prepare the financial statements in accordance with United Kingdom Generally Accepted Accounting Practice (United Kingdom Accounting Standards and applicable law). Under company law the directors must not approve the financial statements unless they are satisfied that they give a true and fair view of the state of affairs of the company and of the profit or loss of the company for that period. In preparing these financial statements, the directors are required to:

- select suitable accounting policies and then apply them consistently;
- make judgments and accounting estimates that are reasonable and prudent;
- state whether applicable UK Accounting Standards have been followed; and
- prepare the financial statements on the going concern basis unless it is inappropriate to presume that the company will continue in business.

The directors are responsible for keeping adequate accounting records that are sufficient to show and explain the company's transactions and disclose with reasonable accuracy at any time the financial position of the company and enable them to ensure that the financial statements comply with the Companies Act 2006. They are also responsible for safeguarding the assets of the company and hence for taking reasonable steps for the prevention and detection of fraud and other irregularities.

INDEPENDENT AUDITOR'S REPORT TO THE MEMBERS OF EUROPA FACILITY SERVICES LIMITED

We have audited the financial statements of Europa Facility Services Limited for the year ended 31 December 2013, which comprise the Profit and Loss Account, the Statement of Total Recognised Gains and Losses, the Balance Sheet and the related notes 1 to 20. The financial reporting framework that has been applied in their preparation is applicable law and United Kingdom Accounting Standards (United Kingdom Generally Accepted Accounting Practice).

This report is made solely to the company's members, as a body, in accordance with Chapter 3 of Part 16 of the Companies Act 2006. Our audit work has been undertaken so that we might state to the company's members those matters we are required to state to them in an auditor's report and for no other purpose. To the fullest extent permitted by law, we do not accept or assume responsibility to anyone other than the company and the company's members as a body, for our audit work, for this report, or for the opinions we have formed.

Respective responsibilities of directors and auditor

As explained more fully in the Directors' Responsibilities Statement, the directors are responsible for the preparation of the financial statements and for being satisfied that they give a true and fair view. Our responsibility is to audit and express an opinion on the financial statements in accordance with applicable law and International Standards on Auditing (UK and Ireland). Those standards require us to comply with the Auditing Practices Board's Ethical Standards for Auditors.

Scope of the audit of the financial statements

An audit involves obtaining evidence about the amounts and disclosures in the financial statements sufficient to give reasonable assurance that the financial statements are free from material misstatement, whether caused by fraud or error. This includes an assessment of: whether the accounting policies are appropriate to the company's circumstances and have been consistently applied and adequately disclosed; the reasonableness of significant accounting estimates made by the directors; and the overall presentation of the financial statements. In addition, we read all the financial and non-financial information in the annual report to identify material inconsistencies with the audited financial statements and to identify any information that is apparently materially incorrect based on, or materially inconsistent with, the knowledge acquired by us in the course of performing the audit. If we become aware of any apparent material misstatements or inconsistencies we consider the implications for our report.

Opinion on financial statements

In our opinion the financial statements:

- give a true and fair view of the state of the company's affairs as at 31 December 2013 and of its profit for the year then ended;
- have been properly prepared in accordance with United Kingdom Generally Accepted Accounting Practice; and
- have been prepared in accordance with the requirements of the Companies Act 2006.

Opinion on other matter prescribed by the Companies Act 2006

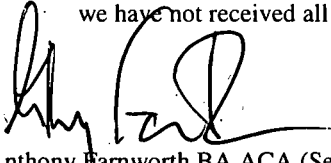
In our opinion the information given in the Strategic Report and Directors' Report for the financial year for which the financial statements are prepared is consistent with the financial statements.

**INDEPENDENT AUDITOR'S REPORT TO THE MEMBERS OF
EUROPA FACILITY SERVICES LIMITED (continued)**

Matters on which we are required to report by exception

We have nothing to report in respect of the following matters where the Companies Act 2006 requires us to report to you if, in our opinion:

- adequate accounting records have not been kept, or returns adequate for our audit have not been received from branches not visited by us; or
- the financial statements are not in agreement with the accounting records and returns; or
- certain disclosures of directors' remuneration specified by law are not made; or
- we have not received all the information and explanations we require for our audit.



Anthony Rarnworth BA ACA (Senior Statutory Auditor)
for and on behalf of Deloitte LLP
Chartered Accountants and Statutory Auditor
Manchester, United Kingdom

30 MAY 2014

EUROPA FACILITY SERVICES LIMITED

PROFIT AND LOSS ACCOUNT Year ended 31 December 2013

	Note	2013 £	2012 £
TURNOVER	2	71,292,951	57,882,926
Cost of sales		(64,792,945)	(53,877,271)
GROSS PROFIT		6,500,006	4,005,655
Administrative expenses		(5,828,823)	(3,319,572)
OPERATING PROFIT	3	671,183	686,083
Interest		(24,459)	-
PROFIT ON ORDINARY ACTIVITIES BEFORE TAXATION		646,724	686,083
Tax on profit on ordinary activities	4	(182,027)	(178,140)
PROFIT FOR THE YEAR	12, 13	464,697	507,943

All results derive from continuing operations.

There are no recognised gains and losses in either year other than those stated in the profit and loss accounts above. Consequently, no separate statement of total recognised gains and losses has been presented.


EUROPA FACILITY SERVICES LIMITED

BALANCE SHEET As at 31 December 2013

	Note	£	2013 £	£	2012 £
FIXED ASSETS					
Tangible assets	5		272,359		661,472
CURRENT ASSETS					
Debtors	6	57,508,006		47,950,029	
Cash at bank and in hand		<u>2,148,671</u>		<u>718,781</u>	
		59,656,677		48,668,810	
CREDITORS: amounts falling due within one year	7	<u>(56,362,615)</u>		<u>(45,911,196)</u>	
NET CURRENT ASSETS			<u>3,294,062</u>		<u>2,757,614</u>
TOTAL ASSETS LESS CURRENT LIABILITIES			<u>3,566,421</u>		<u>3,419,086</u>
CREDITORS: amounts falling due after more than one year	8		<u>(124,583)</u>		<u>(441,945)</u>
NET ASSETS			<u>3,441,838</u>		<u>2,977,141</u>
CAPITAL AND RESERVES					
Called-up share capital	11		4,400		4,400
Profit and loss account	12		<u>3,437,438</u>		<u>2,972,741</u>
SHAREHOLDERS' FUNDS	13		<u>3,441,838</u>		<u>2,977,141</u>

These financial statements for Europa Facility Services Limited, registered company number 1027001, were approved by the Board of Directors and authorised for issue on 30 MAY 2014.

Signed on behalf of the Board of Directors



R P Muldoon

Director

NOTES TO THE FINANCIAL STATEMENTS

Year ended 31 December 2013

1. ACCOUNTING POLICIES

The principal accounting policies are summarised below. They have all been applied consistently throughout the year and the preceding year.

Accounting convention

The financial statements are prepared under the historical cost convention.

The company has taken advantage of the exemption in Financial Reporting Standard No 1 (Revised 1996) from the requirement to produce a cash flow statement on the grounds that it is a subsidiary undertaking where 90 percent or more of the voting rights are controlled within the group.

Going concern

When considering going concern the directors consider the company's business activities, together with the factors likely to affect its future development, performance and position. As noted in this review, the directors view the future outlook of the company as positive.

The company meets its day to day working capital requirements through its own working capital and also intra group funding within the Bilfinger Europa Facility Management Limited (formerly Europa Support Services Limited) group ("Group").

In carrying out their duties in respect of going concern, the directors have carried out a review of the company's and Group's financial position and cash flow forecast for 12 months from the date of signing the financial statements. This has been based on a comprehensive review of revenue, expenditure and cash flows, incorporating specific business risks and the uncertainties brought about by the current economic environment. The directors note that at the year end, the Group had a net cash balance of £2.9m (2012: £4.4m) and net debt of £2.7m (2012: net funds £1.2m).

The company's and Group's forecasts and projections, taking account of reasonably possible changes in trading performance, show that the company should be able to operate within the level of its current resources and facilities, including ongoing compliance with the covenants attached to the Group's bank facilities over the period discussed above.

Having taken all of the above factors into consideration, the directors have reached a conclusion that the company is able to manage its business risks despite the current uncertain economic outlook. Accordingly, they continue to adopt the going concern basis in preparing the annual report and accounts.

Turnover

Turnover represents amounts receivable for services net of VAT and trade discounts.

Tangible fixed assets and depreciation

Tangible fixed assets are stated at cost less depreciation. Depreciation is provided at rates calculated to write off the cost less estimated residual value of each asset over its expected useful life, as follows:

Land and buildings leasehold	20% straight line basis
Plant and machinery	Rates vary from 20% - 33% straight line basis
Motor vehicles	25% straight line basis

Leasing and hire purchase commitments

Assets obtained under hire purchase contracts and finance leases are capitalised as tangible assets and depreciated over the shorter of the lease term and their useful lives. Obligations under such agreements are included in creditors net of the finance charge allocated to future periods. The finance element of the rental payment is charged to the profit and loss account so as to produce a constant periodic rate of charge on the net obligations outstanding in each period.

Rentals payable under operating leases are charged against income on a straight line basis over the lease term.

NOTES TO THE FINANCIAL STATEMENTS (continued)
Year ended 31 December 2013

1. ACCOUNTING POLICIES (continued)

Turnover recognition

Turnover is generally recognised as contract activity progresses so that for incomplete contracts it reflects the partial performance of the contractual obligations. For such contracts the amount of revenue reflects the accrual of the right to consideration by reference to the value of work performed. Turnover not billed to clients is included in debtors and payments on account in excess of the relevant amount of turnover are included in creditors.

Pensions

The company operates a defined contribution scheme for the benefit of its employees. Contributions payable are charged to the profit and loss account in the year they are payable.

Cash flow statement

The company is a wholly owned subsidiary of Bilfinger Europa Facility Management Limited (formerly Europa Support Services Limited) which prepares a publicly available consolidated cash flow statement. As such the company is exempt from the preparation of a cash flow statement.

Taxation

Current tax is provided at amounts expected to be paid (or recovered) using the tax rates and laws that have been enacted or substantively enacted by the balance sheet date.

Deferred tax is recognised in respect of all timing differences that have originated but not reversed at the balance sheet date where transactions or events that result in an obligation to pay more tax in the future or a right to pay less tax in the future have occurred at the balance sheet date. Timing differences are differences between the company's taxable profits and its results as stated in the financial statements that arise from the inclusion of gains and losses in tax assessments in periods different from those in which they are recognised in the financial statements.

A net deferred tax asset is regarded as recoverable and therefore recognised only to the extent that, on the basis of all available evidence, it can be regarded as more likely than not that there will be suitable taxable profits from which the future reversal of the underlying timing differences can be deducted.

Deferred tax is measured at the average tax rates that are expected to apply in the periods in which the timing differences are expected to reverse, based on tax rates and laws that have been enacted or substantively enacted by the balance sheet date. Deferred tax is measured on a non-discounted basis.

2. TURNOVER

The total turnover of the company for the year has been derived from its principal activity wholly undertaken in the United Kingdom.

3. OPERATING PROFIT

Operating profit is stated after charging/(crediting):

	2013	2012
	£	£
Depreciation of tangible assets	108,253	172,849
Profit on disposal	(25,153)	-
Operating lease rentals		
Plant and machinery	100,946	69,145
	<u>100,946</u>	<u>69,145</u>

The audit fee of £ 11,000 (2012: £10,000) for the current year has been borne by the parent company and has not been recharged. There were no non audit fees charged in either year.

NOTES TO THE FINANCIAL STATEMENTS (continued)
Year ended 31 December 2013

4. TAXATION

	2013	2012
	£	£
Domestic current year taxation		
UK corporation tax	173,548	172,077
Adjustment for prior years	-	113
	<u>173,548</u>	<u>172,190</u>
Current tax charge	173,548	172,190
Deferred tax		
Reversal of timing differences	2,960	1,956
Effect of changes in tax rates	5,519	3,994
	<u>8,479</u>	<u>5,950</u>
Total deferred tax charge/(credit)	8,479	5,950
Tax on profit on ordinary activities	<u>182,027</u>	<u>178,140</u>
Factors affecting the tax charge for the year		
Profit on ordinary activities before taxation	<u>646,724</u>	<u>686,083</u>
Profit on ordinary activities before taxation multiplied by standard rate of UK corporation tax of 23.25% (2012: 24.5%)	<u>150,341</u>	<u>168,072</u>
Effects of:		
Non-deductible expenses	26,169	5,959
Capital allowances in excess of depreciation	(2,347)	(3,930)
Movement in short term timing differences	(615)	1,974
Adjustments to previous periods	-	113
Other tax adjustments	-	2
	<u>173,548</u>	<u>172,190</u>

The tax charge in future years will be affected by the reduction in the corporation tax main rate to 21% and a further 20% from 1 April 2015. As these changes were enacted in July 2013 they have been taken into account in calculating the company's deferred tax.

EUROPA FACILITY SERVICES LIMITED

NOTES TO THE FINANCIAL STATEMENTS (continued)
Year ended 31 December 2013

5. TANGIBLE FIXED ASSETS

	Land and buildings leasehold £	Plant and machinery £	Motor vehicles £	Total £
Cost				
At 1 January 2013	10,072	1,944,815	31,887	1,986,774
Additions	-	245,017	-	245,017
Disposals	-	(742,733)	-	(742,733)
At 31 December 2013	<u>10,072</u>	<u>1,447,099</u>	<u>31,887</u>	<u>1,489,058</u>
Depreciation				
At 1 January 2013	10,072	1,283,343	31,887	1,325,302
Charges for the year	-	108,253	-	108,253
Disposals	-	(216,856)	-	(216,856)
At 31 December 2013	<u>10,072</u>	<u>1,174,740</u>	<u>31,887</u>	<u>1,216,699</u>
Net book value				
At 31 December 2013	<u>-</u>	<u>272,359</u>	<u>-</u>	<u>272,359</u>
At 31 December 2012	<u>-</u>	<u>661,472</u>	<u>-</u>	<u>661,472</u>

Included above are assets held under finance leases or hire purchase contracts as follows:

	Plant and machinery £
Net book value	
At 31 December 2013	<u>51,476</u>
At 31 December 2012	<u>656,280</u>
Depreciation charge for the year	
Year ended 31 December 2013	<u>-</u>
Year ended 31 December 2012	<u>132,412</u>

6. DEBTORS: AMOUNTS FALLING DUE WITHIN ONE YEAR

	2013 £	2012 £
Trade debtors	5,778,125	3,573,798
Amounts owed by group undertakings	46,816,327	41,016,690
Other debtors	1,161,527	372,843
Prepayments and accrued income	3,715,032	2,941,224
Deferred tax (see note 9)	36,995	45,474
	<u>57,508,006</u>	<u>47,950,029</u>

The intercompany balances are repayable on demand, are unsecured and are non-interest-bearing.

EUROPA FACILITY SERVICES LIMITED

NOTES TO THE FINANCIAL STATEMENTS (continued)
Year ended 31 December 2013

7. CREDITORS: AMOUNTS FALLING DUE WITHIN ONE YEAR

	2013	2012
	£	£
Obligations under hire purchase contracts	526,681	172,452
Trade creditors	100,109	2,439,848
Amounts owed to group undertakings	40,430,239	33,190,849
Corporation tax	67,756	50,413
Other taxes and social security costs	4,072,047	5,577,858
Other creditors	125,876	203,753
Accruals and deferred income	11,039,907	4,276,023
	<u>56,362,615</u>	<u>45,911,196</u>

The intercompany balances are repayable on demand, are unsecured and are non-interest-bearing.

8. CREDITORS: AMOUNTS FALLING DUE AFTER MORE THAN ONE YEAR

	2013	2012
	£	£
Net obligations under hire purchase contracts		
Repayable within one year	526,681	172,452
Repayable between one and five years	124,583	441,945
	<u>651,264</u>	<u>614,397</u>
Included in liabilities falling due within one year	(526,681)	(172,452)
	<u>124,583</u>	<u>441,945</u>

9. DEFERRED TAX

The deferred tax asset (included in debtors, note 6) is made up as follows:

	2013	2012
	£	£
Balance at 1 January 2013		45,474
Profit and loss account charge		(8,479)
Balance at 31 December 2013		<u>36,995</u>
	<u>36,995</u>	<u>36,995</u>
	2013	2012
	£	£
Decelerated capital allowances	31,509	38,558
Other timing differences	5,486	6,916
	<u>36,995</u>	<u>45,474</u>

NOTES TO THE FINANCIAL STATEMENTS (continued)
Year ended 31 December 2013

10. PENSION COMMITMENTS

The company operates a defined contribution pension scheme. The assets of the scheme are held separately from those of the company in an independently administered fund. The pension cost charge represents contributions payable by the company to the fund.

Defined contribution

	2013 £	2012 £
Contributions payable by the company for the year	581,796	435,756

11. SHARE CAPITAL

	2013 £	2012 £
Authorised 250,000 ordinary shares of £1 each	250,000	250,000
Allotted, called-up and fully paid 4,400 ordinary shares of £1 each	4,400	4,400

12. STATEMENT OF MOVEMENTS ON PROFIT AND LOSS ACCOUNT

	Profit and loss account £
Balance at 1 January 2013	2,972,741
Profit for the year	464,697
Balance at 31 December 2013	3,437,438

13. RECONCILIATION OF MOVEMENTS IN SHAREHOLDERS' FUNDS

	2013 £	2012 £
Profit for the financial year	464,697	507,943
Opening shareholders' funds	2,977,141	2,469,198
Closing shareholders' funds	3,441,838	2,977,141

14. CONTINGENT LIABILITY

A cross guarantee exists between all group companies in favour of the group's bankers. At the year-end group borrowings amounted to £5,000,000 (2012: £2,375,006). A fixed and floating charge over the company and all assets exists in favour of the group's bankers.

EUROPA FACILITY SERVICES LIMITED

NOTES TO THE FINANCIAL STATEMENTS (continued)
Year ended 31 December 2013

15. FINANCIAL COMMITMENTS

At 31 December 2013 the company was committed to making the following payments under non-cancellable operating leases in the year to 31 December 2014.

	2013	2012
	£	£
Operating leases which expire		
Within one year	13,982	5,441
Between two and five years	113,794	68,261
	127,776	73,702
	127,776	73,702

16. DIRECTORS' EMOLUMENTS

	2013	2012
	£	£
Emoluments for qualifying services	469,180	487,725
Company pension contributions to money purchase schemes	36,113	34,637
	505,293	522,362
	505,293	522,362

The number of directors for whom retirement benefits are accruing under money purchase pension schemes amounted to 2 (2012: 2). Director costs have been recharged to Bilfinger Europa Facility Management Limited (formerly Europa Support Services Limited) (the parent company) as the directors deem that this is where the majority of their time is spent and it would not be possible to apportion these costs fairly between companies in the group.

17. TRANSACTIONS WITH DIRECTORS

Included within other debtors is a rent deposit of £nil (2012: £50,000) held by M H Jones and Mrs L Jones. This was paid when the director and his wife acquired the leasehold of a property occupied by Europa Facility Services Limited.

18. EMPLOYEES

Number of employees

The average number of employees (including directors) during the year was:

	2013	2012
	No.	No.
Direct labour	3,367	2,933
Administrative staff	281	245
	3,648	3,178
	3,648	3,178

	2013	2012
	£	£
Employment costs		
Wages and salaries	69,158,154	59,061,425
Social security costs	5,985,663	5,246,779
Other pension costs	1,263,796	1,331,802
	76,407,613	65,640,006
	76,407,613	65,640,006

During the year, costs of £37,585,110 (2012: £32,593,767) were recharged to other group companies, which is included in the costs presented above.

EUROPA FACILITY SERVICES LIMITED

NOTES TO THE FINANCIAL STATEMENTS (continued)

Year ended 31 December 2013

19. CONTROL

The ultimate parent undertaking is Bilfinger SE, a company registered in Germany. The largest group in which this company is consolidated is that of Bilfinger SE group and the smallest group is the Bilfinger Europa Facility Management Limited (formerly Europa Support Services Limited) group. Bilfinger Europa Facility Management Limited (formerly Europa Support Services Limited) prepares group financial statements and copies can be obtained from the Registrar of Companies, Crown Way, Cardiff.

The directors consider that there is no one ultimate controlling party.

20. RELATED PARTY TRANSACTIONS

During the year, the company sold assets to Intu Retail Services Limited for £551,040 (2012: £nil), making a profit on disposal of £25,153 (2012: £nil).

The company has taken advantage of the exemption in Financial Reporting Standard Number 8 not to disclose transactions with other wholly owned group companies.