

Registration number: 5990648

# Harrods Group (Holding) Limited

Annual Report and Consolidated Financial Statements

for the period ended 02 February 2019

THURSDAY



\*A8FR99TC\*

A04

10/10/2019

#383

COMPANIES HOUSE

# Harrods Group (Holding) Limited

## Contents

Group Strategic Report	1 to 2
Directors' Report	3 to 4
Statement of Directors' Responsibilities	5
Independent Auditor's Report	6 to 7
Consolidated Profit and Loss Account	8
Consolidated Statement of Comprehensive Income	9
Consolidated Balance Sheet	10
Company Balance Sheet	11
Consolidated Statement of Changes in Equity	12 to 13
Company Statement of Changes in Equity	14
Consolidated Statement of Cash Flows	15
Notes to the Financial Statements	16 to 37

# Harrods Group (Holding) Limited

## Group Strategic Report for the period ended 02 February 2019

### Business review

The directors present their Group Strategic Report for the 52 week period ended 02 February 2019 (2018: 53 weeks).

### Principal activity

The principal activity of the company is that of an investment holding company.

The group operates Harrods, the world renowned store in Knightsbridge, London. Since the store first opened its doors in 1849, Harrods has always prided itself on a reputation for service excellence and for offering the finest quality merchandise.

Other group activities include aviation services business from London's Luton and Stansted airports, concessions at London's Heathrow and Gatwick airports, export of Harrods branded merchandise to overseas department stores and airport terminals, and direct sales via the internet at Harrods.com. The group also operates in the real estate business through Harrods Estates.

On 16 March 2018, the group completed the sale of PL Management Limited. A profit on consolidation of £1.9m arose as the difference between the subsidiary's net assets and consideration.

### Results of ordinary activities before exceptional items

For the period ended 2 February 2019, Gross Transaction Value decreased by 1.7% to £2,277.7m (2018: £2,317.4m) whilst group turnover decreased 1.3% to £1,023.8m (2018: £1,036.8m).

Below is a table showing Gross Transaction Value which is a measure of retail turnover on a gross basis before adjusting for concessions, consignments, staff discounts and the cost of loyalty scheme points. The Gross Transaction Value also includes turnover of other non-retail subsidiaries. The board believes that Gross Transaction Value represents a good guide to the overall activity of the group.

	52 weeks 2 February 2019 £M	53 weeks 3 February 2018 £M	Growth £M	Growth %
<b>Gross Transaction Value (Incl VAT)</b>	2,277.7	2,317.4	(39.7)	-1.7%
<b>Gross Transaction Value (Excl VAT)</b>	1,929.8	1,966.6	(36.8)	-1.9%
<b>Turnover</b>	1,023.8	1,036.8	(13.0)	-1.3%

The profit for the period, after taxation, amounted to £130.7m (2018: £110.2m). The group declared a dividend in the period of £57.3m (2018: £57.4m).

The period saw a significant programme of capital expenditure, with total additions of £68.8m (2018: £55.5m). Focus has continued on investing in luxury boutiques primarily in our Knightsbridge store but also at the airports. The level of capital expenditure is expected to increase in 2019.

**Harrods Group (Holding) Limited**  
**Group Strategic Report (Continued)**  
**for the period ended 02 February 2019**

**Principal risks and uncertainties**

The major business risks and uncertainties for the Harrods Business relate to:

- (i) Events impacting the level of international travel to the UK, including terrorism, natural disasters and movements in currency exchange;
- (ii) Cyber-attack and general threat to information security;
- (iii) Evolving customer needs and expectations, creating the need for constant business transformation; and
- (iv) Brexit and its impact on the economic and commercial environment as well as human resources.

The directors continue to reassess and monitor risk through the risk management committee and mitigation plans are put in place accordingly. Security and internal audit work together and with our insurers to monitor and remedy operational risks on an ongoing basis.

**Credit risk**

The group's principal credit risk relates to the recovery of trade debtors, although it is not considered significant due to the nature of the business which is predominantly a retail business with purchases settled at the time of the transaction.

In order to manage credit risk relating to other trade debtors, subsidiary credit controllers and directors review the aged debtors and collection history on a regular basis and take follow up action where required.

There are no long overdue debts or non-current group receivables at 2 February 2019 (2018: £nil).


**Currency risk**

The group is exposed to foreign exchange risk on overseas purchasing, but only approximately 12% (2018: 11%) of the group's purchases are contracted in a foreign currency. Transaction exposures are hedged partially using forward currency contracts or currency options, up to one year in advance. Additionally, the group accepts foreign currency in the Knightsbridge store and airport outlets and retains this currency to settle foreign currency obligations.

**KPIs**

There are no other KPIs required to be reported at a group level other than turnover and profit, after tax, that would give a fuller understanding of the groups business.

Approved by the Board on 19 July 2019 and signed on its behalf by:



.....  
D J Webster  
Company secretary  
Harrods Group (Holding) Limited

87 - 135 Brompton Road  
Knightsbridge  
London  
SW1X 7XL

**Harrods Group (Holding) Limited**  
**Directors' Report**  
**for the period ended 02 February 2019**

The directors present their Report together with the audited Consolidated Financial Statements of Harrods Group (Holding) Limited and its subsidiary companies ("the group") for the 52 week period ended 2 February 2019 (2018: 53 weeks).

**Results and dividends**

Turnover for the period ended 2 February 2019 totalled £1,023.8m (2018: £1,036.8m).

The profit for the period, after taxation, amounted to £130.7m (2018: £110.2m). The group declared a dividend in the period of £57.3m (2018: £57.4m).

**Directors of the group**

The directors who held office during the period were as follows:

H.E. Sheikh Hamad Bin Jassim Bin Jaber Al-Thani  
H.E. Sheikh Abdulla Bin Mohammed Bin Saoud Al-Thani (resigned 15 October 2018)  
H.E. H A Al-Abdulla  
M E S I Al-Mahmoud (appointed 15 October 2018)  
M A Ward  
S J Brown

**Future developments**

The company has considerable financial resources together with long term contracts with a number of suppliers across different geographic areas and industries. As a consequence, the directors believe that the company is well placed to manage its business risks successfully.

**Going concern**

After making enquiries, the directors have a reasonable expectation that the company and the group have adequate resources to continue in operational existence for the foreseeable future. Accordingly, they continue to adopt the going concern basis in preparing the annual report and accounts.

**Employment of disabled persons**

It is the policy of the group to give full and fair consideration to applications for employment from disabled persons, to continue wherever possible the employment of members of staff who may become disabled and to ensure that suitable training, career development and promotion is afforded to such persons.

**Charitable donations**

The charitable donations made by the group and charged in the Financial Statements were £37k (2018: £1.1m). The prior year figure included a donation of £1m to the Red Cross in support of the Grenfell Tower disaster victims. In addition, during the period the group supported various charities by hosting fundraising events within the Harrods store in Knightsbridge. There were no political donations.

**Environmental matters**

Harrods Limited have commissioned a carbon footprint study of their UK operation including the Knightsbridge Store, distribution centres, associated offices and car park for the time coinciding with the financial period ending 2 February 2019, covering Scope 1 and 2 under the principles of the World Business Council for Sustainable Development (WBCSD) GHG Protocol. The Harrods total carbon footprint is 18,559 Co2 tonnes (2018: 18,870 Co2t).

## Harrods Group (Holding) Limited

### Directors' Report (Continued) for the period ended 02 February 2019

#### Payment of creditors

It is the group's policy to agree payment terms as part of any formal contract with a supplier and to make every endeavour to abide by the agreed terms. Where a purchase is not covered by a formal contract, and no agreement is reached in advance of raising an order, the group's policy is to pay suppliers within 30 days after the end of the month of receipt of goods or services.

The group is sympathetic to, and pays particular attention to, the cash flow needs of its smaller suppliers. At period end the number of days payable outstanding was 32 days (2018: 32 days).

#### Disclosure of information to the Auditor

Each director has taken steps that they ought to have taken as a director in order to make themselves aware of any relevant audit information and to establish that the group's Auditor is aware of that information. The directors confirm that there is no relevant information that they know of and of which they know the Auditor is unaware.


#### Post balance sheet events

On the 26th of February 2019, Harrods Group (Holding) Limited acquired 2% of the shares of QH Participations Limited from Beauchamp Company No 2 Limited, a related party, for a nominal value. This resulted in an increase of its ownership of the subsidiary to 100%.

#### Reappointment of Auditors

The Auditor, Ernst & Young LLP, will be proposed for reappointment in accordance with section 485 of the Companies Act 2006.

Approved by the Board on 19 July 2019 and signed on its behalf by:



.....  
D J Webster  
Company secretary  
Harrods Group (Holding) Limited

87 - 135 Brompton Road  
Knightsbridge  
London  
SW1X 7XL

**Harrods Group (Holding) Limited**  
**Statement of Directors' Responsibilities**  
**for the period ended 02 February 2019**

The directors acknowledge their responsibilities for preparing the Annual Report and the Consolidated Financial Statements in accordance with applicable law and regulations.

Company law requires the directors to prepare Financial Statements for each financial period. Under that law the directors have elected to prepare the Financial Statements in accordance with United Kingdom Generally Accepted Accounting Practice (United Kingdom Accounting Standards and applicable law), including Financial Reporting Standard 102 'The Financial Reporting Standard applicable in the UK and Republic of Ireland'. Under company law the directors must not approve the Financial Statements unless they are satisfied that they give a true and fair view of the state of affairs of the group and of the profit or loss of the group for that period. In preparing these Financial Statements, the directors are required to:

- select suitable accounting policies and apply them consistently;
- make judgements and accounting estimates that are reasonable and prudent;
- state whether applicable UK Accounting Standards have been followed, subject to any material departures disclosed and explained in the Financial Statements; and
- Prepare the Financial Statements on the going concern basis unless it is inappropriate to presume that the group will continue in business.

The directors are responsible for keeping adequate accounting records that are sufficient to show and explain the group's transactions and disclose with reasonable accuracy at any time the financial position of the group and enable them to ensure that the Financial Statements comply with the Companies Act 2006. They are also responsible for safeguarding the assets of the group and hence for taking reasonable steps for the prevention and detection of fraud and other irregularities.

## **Independent Auditor's Report to the Members of Harrods Group (Holding) Limited**

### **Opinion**

We have audited the Financial Statements of Harrods Group (Holding) Limited ('the parent company') and its subsidiaries (the 'group') for the period ended 2 February 2019 which comprise the Consolidated Profit and Loss Account, the Consolidated Statement of Comprehensive Income, the Consolidated Balance Sheet, the Company Balance Sheet, the Consolidated Statement of Changes in Equity, the Company Statement of Changes in Equity, the Consolidated Statement of Cash Flows and the related notes 1 to 29, including a summary of significant accounting policies. The financial reporting framework that has been applied in their preparation is applicable law and United Kingdom Accounting Standards including FRS 102 "The Financial Reporting Standard applicable in the UK and Republic of Ireland" (United Kingdom Generally Accepted Accounting Practice).

In our opinion, the Financial Statements:

- Give a true and fair view of the group's and of the parent company's affairs as at 2 February 2019 and of the group's profit for the year then ended;
- Have been properly prepared in accordance with United Kingdom Generally Accepted Accounting Practice; and
- Have been prepared in accordance with the requirements of the Companies Act 2006.

### **Basis for Opinion**

We conducted our audit in accordance with International Standards on Auditing (UK) (ISAs (UK)) and applicable law. Our responsibilities under those standards are further described in the Auditor's responsibilities for the audit of the Financial Statements section of our report below. We are independent of the group and parent company in accordance with the ethical requirements that are relevant to our audit of the Financial Statements in the UK, including the FRC's Ethical Standard, and we have fulfilled our other ethical responsibilities in accordance with these requirements.

We believe that the audit evidence we have obtained is sufficient and appropriate to provide a basis for our opinion.

### **Conclusions relating to going concern**

We have nothing to report in respect of the following matters in relation to which the ISAs (UK) require us to report to you where:

- The directors' use of the going concern basis of accounting in the preparation of the Financial Statements is not appropriate; or
- The directors have not disclosed in the Financial Statements any identified material uncertainties that may cast significant doubt about the group's or the parent company's ability to continue to adopt the going concern basis of accounting for a period of at least twelve months from the date when the Financial Statements are authorised for issue.

### **Other information**

The other information comprises the information included in the annual report, other than the Financial Statements and our auditor's report thereon. The directors are responsible for the other information.

Our opinion on the Financial Statements does not cover the other information and, except to the extent otherwise explicitly stated in this report, we do not express any form of assurance conclusion thereon.

In connection with our audit of the Financial Statements, our responsibility is to read the other information and, in doing so, consider whether the other information is materially inconsistent with the financial statements or our knowledge obtained in the audit or otherwise appears to be materially misstated. If we identify such material inconsistencies or apparent material misstatements, we are required to determine whether there is a material misstatement in the financial statements or a material misstatement of the other information. If, based on the work we have performed, we conclude that there is a material misstatement of the other information, we are required to report that fact.

We have nothing to report in this regard.



## **[Independent Auditor's Report to the Members of Harrods Group (Holding) Limited (Continued)]**

### **Opinions on other matters prescribed by the Companies Act 2006**

In our opinion, based on the work undertaken in the course of the audit:

- The information given in the Strategic Report and the Directors' Report for the financial year for which the Financial Statements are prepared is consistent with the Financial Statements; and
- The Strategic Report and Directors' Report have been prepared in accordance with applicable legal requirements.

### **Matters on which we are required to report by exception**

In the light of the knowledge and understanding of the group and the parent company and its environment obtained in the course of the audit, we have not identified material misstatements in the Strategic Report or Directors' Report.

We have nothing to report in respect of the following matters in relation to which the Companies Act 2006 requires us to report to you if, in our opinion:

- Adequate accounting records have not been kept or returns adequate for our audit have not been received from branches not visited by us; or
- the parent company financial statements are not in agreement with the accounting records and returns; or
- Certain disclosures of directors' remuneration specified by law are not made; or
- We have not received all the information and explanations we require for our audit.

### **Responsibilities of directors**

As explained more fully in the directors' responsibilities statement set out on page 5, the directors are responsible for the preparation of the Financial Statements and for being satisfied that they give a true and fair view, and for such internal control as the directors determine is necessary to enable the preparation of Financial Statements that are free from material misstatement, whether due to fraud or error.

In preparing the Financial Statements, the directors are responsible for assessing the group's and the parent company's ability to continue as a going concern, disclosing, as applicable, matters related to going concern and using the going concern basis of accounting unless the directors either intend to liquidate the group or the parent company or to cease operations, or have no realistic alternative but to do so.


### **Auditor's responsibilities for the audit of the financial statements**

Our objectives are to obtain reasonable assurance about whether the Financial Statements as a whole are free from material misstatement, whether due to fraud or error, and to issue an auditor's report that includes our opinion. Reasonable assurance is a high level of assurance, but is not a guarantee that an audit conducted in accordance with ISAs (UK) will always detect a material misstatement when it exists. Misstatements can arise from fraud or error and are considered material if, individually or in the aggregate, they could reasonably be expected to influence the economic decisions of users taken on the basis of these Financial Statements.

A further description of our responsibilities for the audit of the Financial Statements is located on the Financial Reporting Council's website at <https://www.frc.org.uk/auditorsresponsibilities>. This description forms part of our auditor's report.

### **Use of our report**

This report is made solely to the company's members, as a body, in accordance with Chapter 3 of Part 16 of the Companies Act 2006. Our audit work has been undertaken so that we might state to the company's members those matters we are required to state to them in an auditor's report and for no other purpose. To the fullest extent permitted by law, we do not accept or assume responsibility to anyone other than the company and the company's members as a body, for our audit work, for this report, or for the opinions we have formed.

  
Julie Carlyle (Senior Statutory Auditor)

For and on behalf of Ernst and Young LLP, Statutory Auditor

1 More London Place  
London  
SE1 2AF

Date: 22 July 2014

**Harrods Group (Holding) Limited**  
**Consolidated Profit and Loss Account**  
**for the period ended 02 February 2019**

	Note	Total 52 weeks ended 2 February 2019 £M	Total 53 weeks ended 3 February 2018 £M
Turnover	3	1,023.8	1,036.8
Cost of sales		(434.9)	(432.4)
<b>Gross profit</b>		<b>588.9</b>	<b>604.4</b>
Distribution costs		(314.1)	(303.9)
Administrative expenses		(58.6)	(74.0)
Other operating income	4	32.2	34.5
Fair value movement		0.5	(0.9)
<b>Operating profit</b>	5	<b>248.9</b>	<b>260.1</b>
Profit/(loss) on disposal of subsidiaries	16	1.9	(31.0)
Profit on sale of assets	6	-	1.8
<b>Profit on ordinary activities before interest and taxation</b>		<b>250.8</b>	<b>230.9</b>
Interest receivable and similar income	10	1.0	0.2
Interest payable and similar charges	11	(85.8)	(84.8)
<b>Profit before tax</b>		<b>166.0</b>	<b>146.3</b>
Taxation	12	(35.3)	(36.1)
<b>Profit for the financial period</b>		<b>130.7</b>	<b>110.2</b>
Attributable to non-controlling interests		(0.3)	(0.1)
<b>Profit attributable to:</b>			
Owners of the company		<b>130.4</b>	<b>110.1</b>

The notes on pages 16 to 37 form an integral part of these Financial Statements.

**Harrods Group (Holding) Limited**  
**Consolidated Statement of Comprehensive Income**  
**for the period ended 02 February 2019**

	Note	52 weeks ended 2 February 2019 £M	53 weeks ended 3 February 2018 £M
<b>Profit for the period</b>		<b>130.7</b>	<b>110.2</b>
(Loss)/gain on hedging reserve		(0.4)	11.0
Actuarial gains on defined benefit pension scheme	24	80.9	1.7
Movement of deferred tax relating to pension (surplus)		(13.8)	(0.6)
<b>Other comprehensive income for the period</b>		<b>66.7</b>	<b>12.1</b>
<b>Total comprehensive income for the period</b>		<b>197.4</b>	<b>122.3</b>
Attributable to non-controlling interests		(0.3)	(0.1)
<b>Profit attributable to:</b>			
Owners of the company		<b>197.1</b>	<b>122.2</b>

The notes on pages 16 to 37 form an integral part of these Financial Statements.

## Harrods Group (Holding) Limited

### Consolidated Balance Sheet as at 2 February 2019

	Note	2 February 2019 £M	3 February 2018 £M
<b>Fixed assets</b>			
Intangible assets	14	417.5	432.2
Tangible assets	15	1,297.9	1,284.7
		1,715.4	1,716.9
<b>Current assets</b>			
Stocks	18	109.4	115.5
Debtors: amounts falling due within one year	19	62.8	59.8
Cash at bank and in hand		197.7	159.2
Deferred tax asset	12	-	8.0
		369.9	342.5
<b>Creditors: Amounts falling due within one year</b>	20	(1,263.7)	(1,311.1)
<b>Net current liabilities</b>		<b>(893.8)</b>	<b>(968.6)</b>
<b>Total assets less current liabilities</b>		<b>821.6</b>	<b>748.3</b>
<b>Creditors: Amounts falling due after more than one year</b>	20	(665.0)	(638.0)
<b>Net assets excluding pension asset</b>		<b>156.6</b>	<b>110.3</b>
Net pension asset	24	107.7	13.9
<b>Net assets</b>		<b>264.3</b>	<b>124.2</b>
<b>Capital and reserves</b>			
Called up share capital	22	3.8	3.8
Share premium reserve	22	264.5	264.5
Other reserves		(10.7)	(10.3)
Profit and loss account		0.2	(140.0)
<b>Equity attributable to owners of the company</b>		<b>257.8</b>	<b>118.0</b>
Non-controlling interest		6.5	6.2
<b>Total equity</b>		<b>264.3</b>	<b>124.2</b>

Approved and authorised by the Board on 19 July 2019 and signed on its behalf by:

.....  
M A Ward  
Director

## Harrods Group (Holding) Limited

### Company Balance Sheet as at 2 February 2019

	Note	2 February 2019 £M	3 February 2018 £M
<b>Fixed assets</b>			
Investments	16	262.6	262.6
<b>Current assets</b>			
Debtors: amounts falling due within one year	19	68.2	68.8
Cash at bank and in hand		0.3	1.4
		<u>68.5</u>	<u>70.2</u>
<b>Creditors: Amounts falling due within one year</b>	20	<u>(32.2)</u>	<u>(32.4)</u>
<b>Net current assets</b>		<u>36.3</u>	<u>37.8</u>
<b>Net assets</b>		<u>298.9</u>	<u>300.4</u>
<b>Capital and reserves</b>			
Called up share capital	22	3.8	3.8
Share premium reserve	22	264.5	264.5
Profit and loss account		30.6	32.1
<b>Total equity</b>		<u>298.9</u>	<u>300.4</u>

Approved and authorised by the Board on 19 July 2019 and signed on its behalf by:

.....  
M A Ward  
Director

The notes on pages 16 to 37 form an integral part of these Financial Statements.

## Harrods Group (Holding) Limited

### Consolidated Statement of Changes in Equity for the period ended 2 February 2019 Equity attributable to the parent company

	Share capital £M	Share premium £M	Revaluation reserve £M	Other reserves £M	Profit and loss account £M	non-controlling interest £M	Total equity £M
At 29 January 2017	3.8	264.5	(0.3)	33.1	(243.4)	1.6	59.3
Profit for the financial period	-	-	-	-	110.1	0.1	110.2
Actuarial gain on pension scheme	-	-	-	-	1.1	-	1.1
Movement in hedging reserve	-	-	-	11.0	-	-	11.0
<b>Total comprehensive income</b>	-	-	-	11.0	111.2	0.1	122.3
Movement in non-controlling interest	-	-	-	-	(4.5)	4.5	-
Dividends	-	-	-	-	(57.4)	-	(57.4)
Disposal of Harrods Bank	-	-	-	(54.4)	54.4	-	-
Transfer of revaluation reserve	-	-	0.3	-	(0.3)	-	-
<b>At 3 February 2018</b>	<b>3.8</b>	<b>264.5</b>	<b>-</b>	<b>(10.3)</b>	<b>(140.0)</b>	<b>6.2</b>	<b>124.2</b>

The notes on pages 16 to 37 form an integral part of these Financial Statements.

**Harrods Group (Holding) Limited**

**Consolidated Statement of Changes in Equity (Continued)  
for the period ended 2 February 2019  
Equity attributable to the parent company**

	Share capital £M	Share premium £M	Other reserves £M	Profit and loss account £M	non-controlling interest £M	Total equity £M
At 4 February 2018	3.8	264.5	(10.3)	(140.0)	6.2	124.2
Profit for the financial period	-	-	-	130.4	0.3	130.7
Actuarial gain on pension scheme	-	-	-	67.1	-	67.1
Movement in hedging reserve	-	-	(0.4)	-	-	(0.4)
<b>Total comprehensive income</b>	-	-	(0.4)	197.5	0.3	197.4
Dividends	-	-	-	(57.3)	-	(57.3)
<b>At 2 February 2019</b>	<b>3.8</b>	<b>264.5</b>	<b>(10.7)</b>	<b>0.2</b>	<b>6.5</b>	<b>264.3</b>

The notes on pages 16 to 37 form an integral part of these Financial Statements.

**Harrods Group (Holding) Limited**  
**Company Statement of Changes in Equity**  
**for the period ended 02 February 2019**

	Share capital £M	Share premium £M	Profit and loss account £M	Total £M
At 29 January 2017	3.8	264.5	(4.2)	264.1
Profit for the financial period	-	-	92.5	92.5
Dividends	-	-	(56.2)	(56.2)
<b>At 4 February 2018</b>	<b>3.8</b>	<b>264.5</b>	<b>32.1</b>	<b>300.4</b>

	Share capital £M	Share premium £M	Profit and loss account £M	Total £M
At 4 February 2018	3.8	264.5	32.1	300.4
Profit for the financial period	-	-	54.7	54.7
Dividends	-	-	(56.2)	(56.2)
<b>At 2 February 2019</b>	<b>3.8</b>	<b>264.5</b>	<b>30.6</b>	<b>298.9</b>



**Harrods Group (Holding) Limited**  
**Consolidated Statement of Cash Flows**  
**for the period ended 02 February 2019**

	52 weeks ended 2 February 2019 £M	53 weeks ended 3 February 2018 £M
<b>Cash flows from Operating activities</b>		
Profit for the financial period	130.7	110.2
Adjustments to cash flows from non-cash items		
Depreciation and amortisation	70.1	65.8
Loss on disposal of tangible assets	0.2	0.1
Disposal of subsidiary	(1.9)	31.0
Finance income	(1.0)	(0.2)
Finance costs	85.8	84.8
Income tax expense	35.3	36.1
Asset write offs	2.0	1.2
Fair value movement	(0.5)	0.9
Non-cash forex adjustment	-	1.3
	<hr/> 320.7	<hr/> 331.2
<u>Working capital adjustments</u>		
Decrease/(Increase) in stocks	6.1	(13.3)
(Increase)/decrease in debtors	(3.0)	7.0
(Decrease)/increase in creditors	(21.7)	4.4
Harrods Bank advances to customers	-	(30.7)
Harrods Bank customer deposits	-	(6.4)
Defined retirement benefit contributions	(15.5)	(31.5)
	<hr/> 286.6	<hr/> 260.7
Cash generated from operations		
Income taxes paid	(36.7)	(12.2)
	<hr/> <b>249.9</b>	<hr/> <b>248.5</b>
<b>Net cash flows from Operating activities</b>		
<b>Cash flows from Investing activities</b>		
Interest received	0.5	0.2
Acquisitions of tangible assets	(72.8)	(50.7)
Adjustment on sale of subsidiaries	-	(121.5)
Proceeds from sale of investments	2.9	1.0
	<hr/> <b>(69.4)</b>	<hr/> <b>(171.0)</b>
<b>Net cash flows from Investing activities</b>		
<b>Cash flows from Financing activities</b>		
Repayment of loans and finance leases	-	(55.4)
Interest paid	(84.7)	(83.9)
Dividends paid	(57.3)	(57.4)
	<hr/> <b>(142.0)</b>	<hr/> <b>(196.7)</b>
<b>Net cash flows from Financing activities</b>		
<b>Net increase/(decrease) in cash and cash equivalents</b>	<hr/> <b>38.5</b>	<hr/> <b>(119.2)</b>
Cash and cash equivalents at 4 February 2018	<hr/> 159.2	<hr/> 278.4
<b>Cash and cash equivalents at 2 February 2019</b>	<hr/> <b>197.7</b>	<hr/> <b>159.2</b>

The notes on pages 16 to 37 form an integral part of these Financial Statements.

**Harrods Group (Holding) Limited**  
**Notes to the Financial Statements**  
**for the period ended 02 February 2019**

**1 General information**

The company is a private company limited by share capital, incorporated in England and Wales.

The address of its registered office is:  
87 - 135 Brompton Road  
Knightsbridge  
London  
SW1X 7XL

**2 Accounting policies**

**Basis of preparation**

The Financial Statements have been prepared under the historical cost convention and in accordance with Financial Reporting Standard 102, the Financial Reporting Standard applicable in the United Kingdom and the Republic of Ireland and the Companies Act 2006.

The preparation of Financial Statements in compliance with FRS 102 requires the use of certain critical accounting estimates. It also requires group management to exercise judgment in applying the group's accounting policies.

**Basis of consolidation**

The Consolidated Financial Statements consolidate the Financial Statements of the company and its subsidiary undertakings drawn up to 2 February 2019.

The Consolidated Financial Statements present the results of group and its own subsidiaries ("the group") as they formed a single entity.

A subsidiary is an entity controlled by the company. Control is achieved where the company has the power to govern the financial and operating policies of an entity so as to obtain benefits from its activities.

The purchase method of accounting is used to account for business combinations that result in the acquisition of subsidiaries by the group. The cost of a business combination is measured as the fair value of the assets given, equity instruments issued and liabilities incurred or assumed at the date of exchange, plus costs directly attributable to the business combination. Identifiable assets acquired and liabilities and contingent liabilities assumed in a business combination are measured initially at their fair values at the acquisition date. Any excess of the cost of the business combination over the acquirer's interest in the net fair value of the identifiable assets, liabilities and contingent liabilities recognised is recorded as goodwill.

The results of subsidiaries acquired or disposed of during the year are included in total comprehensive income from the effective date of acquisition and up to the effective date of disposal, as appropriate using accounting policies consistent with those of the parent.

Inter-company transactions, balances and unrealised gains on transactions between the company and its subsidiaries, which are related parties, are eliminated in full.

**Harrods Group (Holding) Limited**  
**Notes to the Financial Statements (Continued)**  
**for the period ended 02 February 2019**

**2 Accounting policies (continued)**

**Revenue recognition**

Turnover comprises the fair value of the consideration received or receivable for the sale of goods and provision of services in the ordinary course of the group's activities. Turnover is shown net of sales/value added tax, returns, rebates and discounts and after eliminating sales within the company.

The group recognised turnover when:

- the amount of turnover can be reliably measured;
- it is probable that future economic benefits will flow to the entity; and
- specific criteria have been met for each of the group's activities.

E-commerce sales are treated consistent with the Groups revenue recognition policy and relevant accounting standards.

**Concession sales**

In calculating turnover a distinction is made between transactions where the seller is deemed to act as principal and those where it is agent. Where concessionaires sell their goods through the group's retail operations, the group is considered to act as an agent. Accordingly, only commission and other income receivable from the concessionaires are presented within turnover.

**Estimated sales returns**

Turnover excludes the sales value of estimated returns. The group has recognised a provision for estimated refunds, representing an estimate of the value of the goods sold during the year which will be returned and refunded after the year end date.

**Investments**

The group and the company account for their fixed asset investments at the lower of cost or directors' valuation less any provision required for permanent diminution in value.

**Intangible assets**

**Goodwill**

Goodwill represents the difference between amounts paid on the cost of a business combination and the acquirer's interest in the fair value of the group's share of its identifiable assets and liabilities of the acquiree at the date of acquisition. Subsequent to initial recognition, goodwill is measured at cost less accumulated amortisation and accumulated impairment losses. Goodwill is amortised on a straight line basis to the Profit and Loss Account over its useful economic life, with current goodwill being amortised over a period of fifty years.

**Other intangible assets**

Intangible assets are initially recognised at cost. After recognition, under the cost model, intangible assets are measured at cost less any accumulated amortisation and any accumulated impairment losses.

All intangible assets are considered to have a finite useful life. If a reliable estimate of the useful life cannot be made, the useful life shall not exceed five years.

**Harrods Group (Holding) Limited**  
**Notes to the Financial Statements (Continued)**  
**for the period ended 02 February 2019**

**2 Accounting policies (continued)**

**Tangible assets**

Tangible fixed assets under the cost model are stated at historical cost less accumulated depreciation and any accumulated impairment losses. Historical cost includes expenditure that is directly attributable to bringing the asset to the location and condition necessary for it to be capable of operating in the manner intended by management.

The group adds to the carrying amount of an item of fixed assets the cost of replacing part of such an item when that cost is incurred, if the replacement part is expected to provide incremental future benefits to the group. The carrying amount of the replaced part is derecognised. Repairs and maintenance are charged to profit or loss during the period in which they are incurred.

Land is not depreciated. Depreciation on other assets is charged so as to allocate the cost of assets less their residual value over their estimated useful lives, using the straight line method. The estimated useful lives range as follows:

**Depreciation**

Depreciation is charged so as to write off the cost of assets, other than land over their estimated useful lives, as follows:

<b>Asset class</b>	<b>Depreciation method and rate</b>
Freehold property	25 - 50 years
Long-term leasehold property	25 - 50 years
Short-term leasehold property	Remaining period of lease
Plant and machinery	5 - 25 years
Vehicles and equipment	4 - 7 years
Fixtures and fittings	3 - 20 years
Office equipment	3 - 5 years

The assets' residual values, useful lives and depreciation methods are reviewed, and adjusted prospectively if appropriate, or if there is an indication of a significant change since the last reporting date.

It is the practice of the company to maintain its properties to a high standard. Accordingly, for the Harrods Department store in Knightsbridge, the directors consider that the life of this asset is so long, and the residual value (based upon prices prevailing at the time of the acquisition or subsequent valuation) is so high, that the depreciation is immaterial. Any permanent diminution in the value of this property is charged to the Profit and Loss Account as appropriate.

Gains and losses on disposals are determined by comparing the proceeds with the carrying amount and are recognised within 'other operating income' in the Profit and Loss Account.

**Leases**

Leases in which substantially all the risks and rewards of ownership are retained by the lessor are classified as operating leases. Payments made under operating leases are charged to profit or loss on a straight-line basis over the period of the lease. Leases are classified as finance leases whenever the terms of the lease transfer substantially all the risks and rewards of ownership to the lessee.

Assets held under finance leases are recognised at the lower of their fair value at inception of the lease and the present value of the minimum lease payments. These assets are depreciated on a straight-line basis over the shorter of the useful life of the asset and the lease term. The corresponding liability to the lessor is included in the Balance Sheet as a finance lease obligation.

Lease payments are apportioned between finance costs in the Profit and Loss Account and reduction of the lease obligation so as to achieve a constant periodic rate of interest on the remaining balance of the liability. Where the group transfers substantially all the risks and rewards of ownership, the arrangement is classified as a finance lease and a receivable is recognised at an amount equal to the net investment in the lease. Recognition of finance income is based on a pattern reflecting a constant periodic rate of return on the lessor's net investment in the finance lease.

**Harrods Group (Holding) Limited**  
**Notes to the Financial Statements (Continued)**  
**for the period ended 02 February 2019**

**2 Accounting policies (continued)**

**Leased assets: Lessee**

Where assets are financed by leasing agreements that give rights approximating to ownership (finance leases), the assets are treated as if they had been purchased outright. The amount capitalised is the present value of the minimum lease payments payable over the term of the lease. The corresponding leasing commitments are shown as amounts payable to the lessor. Depreciation on the relevant assets is charged to profit or loss over the shorter of estimated useful economic life and the term of the lease.

Lease payments are analysed between capital and interest components so that the interest element of the payment is charged to profit or loss over the term of the lease and is calculated so that it represents a constant proportion of the balance of capital repayments outstanding. The capital part reduces the amounts payable to the lessor.

**Valuation of investments**

Investments in subsidiaries are measured at cost less accumulated impairment. Where merger relief is applicable, the cost of the investment in a subsidiary undertaking is measured at the nominal value of the shares issued together with the fair value of any additional consideration paid.

**Stocks**

Stocks are stated at the lower of cost and net realisable value, being the estimated selling price less costs to complete and sell. Cost is based on the cost of purchase on a weighted average basis. Work in progress and finished goods include labour and attributable overheads.

At each balance sheet date, stocks are assessed for impairment. If stock is impaired, the carrying amount is reduced to its selling price less costs to complete and sell. The impairment loss is recognised immediately in Profit or Loss Account.

**Tax**

The tax expense for the period comprises current and deferred tax. Tax is recognised in Profit or Loss Account, except that a change attributable to an item of income or expense recognised as other comprehensive income is also recognised directly in Statement of Other Comprehensive Income.

The current income tax charge is calculated on the basis of tax rates and laws that have been enacted or substantively enacted by the reporting date in the countries where the group operates and generates taxable income.

Deferred income tax is recognised on temporary differences arising between the tax bases of assets and liabilities and their carrying amounts in the Consolidated Financial Statements and on unused tax losses or tax credits in the group. Deferred income tax is determined using tax rates and laws that have been enacted or substantively enacted by the reporting date.

The carrying amount of deferred tax assets are reviewed at each reporting date and a valuation allowance is set up against deferred tax assets so that the net carrying amount equals the highest amount that is more likely than not to be recovered based on current or future taxable profit.

**Debtors**

Trade debtors are amounts due from customers for merchandise sold or services performed in the ordinary course of business.

Trade debtors are recognised initially at the transaction price. They are subsequently measured at amortised cost using the effective interest method, less provision for impairment. A provision for the impairment of trade debtors is established when there is objective evidence that the group will not be able to collect all amounts due according to the original terms of the receivables.

**Harrods Group (Holding) Limited**  
**Notes to the Financial Statements (Continued)**  
**for the period ended 02 February 2019**

**2 Accounting policies (continued)**

**Cash at bank and in hand**

Cash at bank and in hand comprise cash on hand and call deposits, and other short-term highly liquid investments that are readily convertible to a known amount of cash and are subject to an insignificant risk of change in value.

**Creditors**

Trade creditors are obligations to pay for goods or services that have been acquired in the ordinary course of business from suppliers. Accounts payable are classified as current liabilities if the group does not have an unconditional right, at the end of the reporting period, to defer settlement of the creditor for at least twelve months after the reporting date. If there is an unconditional right to defer settlement for at least twelve months after the reporting date, they are presented as non-current liabilities.

Trade creditors are recognised initially at the transaction price and subsequently measured at amortised cost using the effective interest method.

**Finance costs**

Finance costs are charged to the Profit and Loss Account over the term of the debt using the effective interest method so that the amount charged is at a constant rate on the carrying amount. Issue costs are initially recognised as a reduction in the proceeds of the associated capital instrument.

**Dividends**

Final equity dividends are recognised when approved by the shareholders at an annual general meeting.

**Defined contribution pension obligation**

Pension costs charged against profits represent the amount of the contributions payable to the scheme in respect of the accounting period.

**Defined benefit pension obligation**

Certain group employees are members of the Harrods Group Pension Plan under which retirement benefits are funded by contributions from the group. Payment is made to the pension trust, which is separate from the group, in accordance with calculations made periodically by consulting actuaries.

The group's defined benefit pension scheme is assessed annually in accordance with FRS 102. Scheme assets are measured at fair values. Scheme liabilities are measured on an actuarial basis using the projected unit method and are discounted at appropriate high quality corporate bond rates. The net surplus or deficit, adjusted for deferred tax, is presented separately from other net assets on the Balance Sheet.

A net surplus is recognised only to the extent that it is recoverable by the group. The amount charged to the Profit and Loss Account in respect of pension costs and other post-retirement benefits includes the interest cost on the scheme liabilities for the period and the interest income on the scheme assets and are included in finance costs. In addition, administrative expenses which are funded by the group are also charged to the Profit and Loss Account under operating costs.

Actuarial gains and losses including return on assets in excess or short of the interest income as well as movement in the liabilities due to changes in assumptions net of the interest costs as well as experience adjustments are recorded in Statement of Other Comprehensive Income.

Disclosure has been made of the assets and liabilities under FRS102 sections 28.41 and 28.41A.

Further details are included in note 24.

**Harrods Group (Holding) Limited**  
**Notes to the Financial Statements (Continued)**  
**for the period ended 02 February 2019**

**2 Accounting policies (continued)**

**Interest income**

Interest income is recognised in the Profit and Loss Account using the effective interest method.

**Foreign currency transactions and balances**

Monetary assets and liabilities denominated in foreign currencies are translated into sterling at the rate of exchange ruling at the balance sheet date. Transactions in foreign currency are translated at exchange rates ruling at the transaction date. Realised gains and losses are dealt with in the Profit and Loss Account.

**Loyalty points**

Loyalty points are treated as a deduction in sales. Part of the fair value of consideration received is deferred and subsequently recognised when the award is redeemed. The fair value of the points awarded is determined with reference to the fair value of the customer redemption rate.

**Financial instruments**

The group only enters into basic financial instruments transactions that result in the recognition of financial assets and liabilities like trade and other accounts receivable and payable, loans from banks and other third parties and loans to related parties.

Debt instruments (other than those wholly repayable or receivable within one year), including loans and other accounts receivable and payable, are initially measured at present value of the future cash flows and subsequently at amortised cost using the effective interest method. Debt instruments that are payable or receivable within one year, typically trade payables or receivables, are measured, initially and subsequently, at the undiscounted amount of the cash or other consideration, expected to be paid or received. However if the arrangements of a short term instrument constitute a financing transaction, like the payment of a trade debt deferred beyond normal business terms or financed at a rate of interest that is not a market rate or in case of an outright short term loan not at market rate, the financial asset or liability is measured, initially, at the present value of the future cash flow discounted at a market rate of interest for a similar debt instrument and subsequently at amortised cost.

Financial assets that are measured at cost and amortised cost are assessed at the end of each reporting period for objective evidence of impairment. If objective evidence of impairment is found, an impairment loss is recognised in the Profit and Loss Account.

For financial assets measured at amortised cost, the impairment loss is measured as the difference between an asset's carrying amount and the present value of estimated cash flows discounted at the asset's original effective interest rate. If a financial asset has a variable interest rate, the discount rate for measuring any impairment loss is the current effective interest rate determined under the contract.

For financial assets measured at cost less impairment, the impairment loss is measured as the difference between an asset's carrying amount and best estimate, which is an approximation of the amount that the group would receive for the asset if it were to be sold at the balance sheet date.

Financial assets and liabilities are offset and the net amount reported in the Balance Sheet when there is an enforceable right to set off the recognised amounts and there is an intention to settle on a net basis or to realise the asset and settle the liability simultaneously.

Derivatives include foreign exchange forward contracts and are initially recognised at fair value on the date the derivative contract is entered into. Derivatives are subsequently remeasured at their fair value. Changes in the fair value of derivatives are recognised in Profit or Loss Account.

**Harrods Group (Holding) Limited**  
**Notes to the Financial Statements (Continued)**  
**for the period ended 02 February 2019**

**3 Revenue**

Analysis of turnover by country of destination is given below:

	52 weeks ended 2 February 2019 £M	53 weeks ended 3 February 2018 £M
UK	1,020.4	1,034.1
Europe	0.1	0.1
Rest of world	3.3	2.6
	1,023.8	1,036.8

**4 Other operating income**

The analysis of the group's other operating income for the period is as follows:

	52 weeks ended 2 February 2019 £M	53 weeks ended 3 February 2018 £M
Advertising, royalties and similar income	32.2	34.5
	32.2	34.5

**5 Operating profit**

Arrived after charging:

	52 weeks ended 2 February 2019 £M	53 weeks ended 3 February 2018 £M
Depreciation, amortisation and impairment of assets	70.1	65.8
	70.1	65.8

**6 Profit on sale of assets**

	52 weeks ended 2 February 2019 £M	53 weeks ended 3 February 2018 £M
Profit on sale of Genavco Insurance Limited business assets	-	1.8
	-	1.8

**7 Auditor remuneration**

	52 weeks ended 2 February 2019 £M	53 weeks ended 3 February 2018 £M
Fees payable to the group's Auditor and its associates for the audit of the group's annual accounts	0.3	0.3
	0.3	0.3



**Harrods Group (Holding) Limited**  
**Notes to the Financial Statements (Continued)**  
**for the period ended 02 February 2019**

**8 Staff costs**

The aggregate payroll costs (including directors' remuneration) were as follows:

	52 weeks ended 2 February 2019 £M	53 weeks ended 3 February 2018 £M
Wages and salaries	152.4	155.2
Social security costs	14.9	15.8
Pension costs, defined contribution scheme	5.7	5.4
	173.0	176.4

The average number of persons employed by the group (including directors) during the period, analysed by category was as follows:

	2019 No.	2018 No.
Production	674	621
Administration and support	99	218
Sales, marketing and distribution	3,746	3,756
	4,519	4,595

**9 Directors' remuneration**

The directors' remuneration for the period was as follows:

	52 weeks ended 2 February 2019 £M	53 weeks ended 3 February 2018 £M
Directors' emoluments	1.6	3.0

The value of emoluments incurred directly by the company was £0.1m (2018: £0.1m). Emoluments incurred by the group's subsidiary undertakings were £1.5m (2018: £2.9m). Included in emoluments for the period ended 2 February 2019 are pension contributions of £nil (2018: £nil). There are no directors to whom retirement benefits are accruing under a defined contribution scheme (2018: none).

There are no directors to whom retirement benefits are accruing under a defined benefit pension scheme (2018: none).

The aggregate remuneration of the highest paid director in respect of qualifying services was £1.5m (2018: £1.9m).

**10 Interest receivable and similar income**

	52 weeks ended 2 February 2019 £M	53 weeks ended 3 February 2018 £M
Bank interest receivable	0.7	0.2
Other interest receivable	0.3	-
	1.0	0.2

**Harrods Group (Holding) Limited**  
**Notes to the Financial Statements (Continued)**  
**for the period ended 02 February 2019**

**11 Interest payable and similar charges**

	52 weeks ended 2 February 2019 £M	53 weeks ended 3 February 2018 £M
Bank interest payable	16.1	16.0
Other interest payable	69.7	68.8
	<u>85.8</u>	<u>84.8</u>

**12 Taxation**

Tax charged in the Income Statement:

	52 weeks ended 2 February 2019 £M	53 weeks ended 3 February 2018 £M
<b>Current taxation</b>		
UK Corporation tax	30.7	35.3
Foreign tax	-	0.2
Adjustment in respect of prior years	(0.3)	2.4
	<u>30.4</u>	<u>37.9</u>
<b>Deferred taxation</b>		
Arising from origination and reversal of timing differences	4.2	2.0
Effect of tax rate changes	-	(0.5)
Adjustment in respect of prior period	0.7	(3.3)
<b>Total deferred taxation</b>	<u>4.9</u>	<u>(1.8)</u>
<b>Total tax on profit on ordinary activities</b>	35.3	36.1
<b>Tax included in the other comprehensive income</b>		
Deferred tax on pension scheme	13.8	0.6
<b>Tax on total comprehensive income</b>	<u>49.1</u>	<u>36.7</u>

The tax on profit before tax for the period is higher than the standard rate of corporation tax in the UK (2018 - higher than the standard rate of corporation tax in the UK) of 19% (2018 - 19.16%).

The differences are reconciled below:

	52 weeks ended 2 February 2019 £M	53 weeks ended 3 February 2018 £M
Profit before tax	166.0	146.3
Corporation tax at standard rate	31.5	28.0
Tax rate changes	(0.1)	(0.5)
Effect of income/expenses not deductible	2.4	9.5
Adjustment in respect of prior periods	1.5	(0.9)
<b>Total tax charge</b>	<u>35.3</u>	<u>36.1</u>

**Harrods Group (Holding) Limited**  
**Notes to the Financial Statements (Continued)**  
**for the period ended 02 February 2019**

**12 Taxation (continued)**

The standard rate of tax applied to profit on ordinary activities is 19% (2018: 19.16%). The Finance (No 2) Act 2015 introduced a reduction in the corporation tax rate to 19% for financial years 2017, 2018 and 2019. The Finance Act 2016 further reduced the corporation tax rate to 17% from 1 April 2020.

**Deferred tax**

	Group		Company	
	2 February 2019 £M	3 February 2018 £M	2 February 2019 £M	3 February 2018 £M
Fixed asset timing differences	3.8	3.5	-	-
Losses (Derivatives)	0.9	2.9	-	-
Short term timing differences	(12.5)	1.8	-	-
Non trading timing differences	(2.9)	(0.2)	-	-
<b>Deferred tax (liability)/asset</b>	<b>(10.7)</b>	<b>8.0</b>	<b>-</b>	<b>-</b>

**Deferred tax reconciliation**

	Group £M	Company £M
At 4 February 2018	8.0	-
Deferred tax charged to profit and loss	(4.0)	-
Deferred tax on defined benefit pensions scheme	(13.8)	-
Adjustment in respect of prior periods	(0.9)	-
<b>At 2 February 2019</b>	<b>(10.7)</b>	<b>-</b>

The deferred tax balance consists of the following deferred tax assets/(liabilities):

	Group £M	Company £M
<b>Deferred tax due within 12 months</b>		
Deferred tax assets	1.6	-
	1.6	-
<b>Deferred tax due after more than 12 months</b>		
Deferred tax assets	17.3	-
Deferred tax liabilities	(29.6)	-
	(12.3)	-
<b>Deferred tax liability</b>	<b>(10.7)</b>	<b>-</b>

**13 Parent company profit for the year**

The company has taken advantage of the exemption allowed under section 408 of the Companies Act 2006 and has not presented its own Statement of Comprehensive Income in these Financial Statements. The profit after tax of the parent company for the period was £54.7m (2018: £92.5m)

**Harrods Group (Holding) Limited**  
**Notes to the Financial Statements (Continued)**  
**for the period ended 02 February 2019**

**14 Intangible assets**

**Group**

	<b>Software £M</b>	<b>Goodwill £M</b>	<b>Total £M</b>
<b>Cost</b>			
At 4 February 2018	29.0	516.2	545.2
Additions	3.7	-	3.7
Disposals	(0.1)	-	(0.1)
At 2 February 2019	<u>32.6</u>	<u>516.2</u>	<u>548.8</u>
<b>Amortisation</b>			
At 4 February 2018	11.5	101.5	113.0
Amortisation charge	8.1	10.3	18.4
Amortisation eliminated on disposal	(0.1)	-	(0.1)
At 2 February 2019	<u>19.5</u>	<u>111.8</u>	<u>131.3</u>
<b>Carrying amount</b>			
At 2 February 2019	<u>13.1</u>	<u>404.4</u>	<u>417.5</u>
At 3 February 2018	<u>17.5</u>	<u>414.7</u>	<u>432.2</u>

**Harrods Group (Holding) Limited**  
**Notes to the Financial Statements (Continued)**  
**for the period ended 02 February 2019**

**15 Tangible assets**

**Group**

	<b>Freehold property £M</b>	<b>Fixtures and fittings £M</b>	<b>Plant and machinery £M</b>	<b>Other tangibles £M</b>	<b>Total £M</b>
<b>Cost</b>					
At 4 February 2018	1,073.5	248.7	177.3	48.1	1,547.6
Additions	1.0	59.3	12.9	(8.1)	65.1
Disposals	(0.1)	(28.7)	(2.4)	-	(31.2)
At 2 February 2019	<u>1,074.4</u>	<u>279.3</u>	<u>187.8</u>	<u>40.0</u>	<u>1,581.5</u>
<b>Depreciation</b>					
At 4 February 2018	21.6	159.9	81.3	0.1	262.9
Charge for the year	5.9	34.2	11.6	-	51.7
Eliminated on disposal	(0.1)	(28.6)	(2.3)	-	(31.0)
At 2 February 2019	<u>27.4</u>	<u>165.5</u>	<u>90.6</u>	<u>0.1</u>	<u>283.6</u>
<b>Carrying amount</b>					
At 2 February 2019	<u>1,047.0</u>	<u>113.8</u>	<u>97.2</u>	<u>39.9</u>	<u>1,297.9</u>
At 4 February 2018	<u>1,051.9</u>	<u>88.8</u>	<u>96.0</u>	<u>48.0</u>	<u>1,284.7</u>

**Harrods Group (Holding) Limited**  
**Notes to the Financial Statements (Continued)**  
**for the period ended 02 February 2019**

**16 Investments**

**Group**

**Details of undertaking**

Details of the investments (including principal place of business of unincorporated entities) in which the group holds 20% or more of the nominal value of any class of share capital are as follows:

<b>Subsidiary undertakings</b>	<b>Registered office</b>	<b>Class of shares</b>	<b>Holding</b>	<b>Principal activity</b>
QH Participations Limited	England and Wales	Ordinary	98%	Holding company
QH Partners Limited	England and Wales	Ordinary	100%	Holding company
QH Enterprises Holdings Limited	England and Wales	Ordinary	100%	Holding company
QH Enterprises Limited	England and Wales	Ordinary	100%	Holding company
Harrods Holdings Limited	England and Wales	Ordinary	100%	Holding company
Harrods (UK) Limited	England and Wales	Ordinary	100%	Holding company
Harrods Limited	England and Wales	Ordinary	100%	Department store
Harrods International Limited	England and Wales	Ordinary	100%	Tax free retailers and wholesaler
Harrods (Continental) Limited	England and Wales	Ordinary	100%	Exporter
Harrods Estates Limited	England and Wales	Ordinary	100%	Estate agents
Harrods Commercial property Limited	England and Wales	Ordinary	100%	Property holding company
Harrods Group Trustees Limited	England and Wales	Ordinary	100%	Dormant company
5A Holdings Limited	England and Wales	Ordinary	100%	Holding company
Genavco Insurance Limited	England and Wales	Ordinary	100%	Insurance broker
Air Harrods Limited	England and Wales	Ordinary	100%	Non-scheduled air transport
Harrods Aviation Holdings Limited	England and Wales	Ordinary	100%	Holding company
Harrods Aviation Limited	England and Wales	Ordinary	100%	Aircraft handling and maintenance service
Harrods Corporate Management Limited	England and Wales	Ordinary	100%	Licensing of trademarks
5A Property Holdings Limited	England and Wales	Ordinary	100%	Holding company
Harrods Property Limited	England and Wales	Ordinary	100%	Property holding company
Harrods Management Limited	England and Wales	Ordinary	100%	Dormant company
5A Leisure Limited	England and Wales	Ordinary	100%	Dormant company
Wylie and Company Limited	England and Wales	Ordinary	100%	Dormant company
Harrods Nominees Limited	England and Wales	Ordinary	100%	Dormant company

The registered address of each entity listed above is 87-135 Brompton Road, Knightsbridge, London, SW1X 7XL, England and Wales.

**Harrods Group (Holding) Limited**  
**Notes to the Financial Statements (Continued)**  
**for the period ended 02 February 2019**

**16 Investments (continued)**

**Group**

**Disposal of subsidiaries:**

On 16 March 2018, the group completed the sale of PL Management Limited. A profit on consolidation of £1.9m arose as the difference between the subsidiary's net assets and consideration (2018: Loss of £31.0m on sale of Harrods Bank).

**Company**

	<b>2 February 2019</b>	<b>3 February 2018</b>
	<b>£M</b>	<b>£M</b>
Investment in subsidiaries	262.6	262.6
<b>Subsidiaries</b>		<b>£M</b>
<b>Cost</b>		
At 4 February 2018		513.5
Additions		-
Disposals		-
At 2 February 2019		513.5
<b>Provision</b>		
At 4 February 2018		(250.9)
Impairment		-
At 2 February 2019		(250.9)
<b>Carrying amount</b>		
At 2 February 2019		262.6
At 3 February 2018		262.6

Opening cost and provision have been restated by £17.7m respectively to reflect the disposal of Harrods Bank in the prior year. The carrying amount remains unchanged.

**Harrods Group (Holding) Limited**  
**Notes to the Financial Statements (Continued)**  
**for the period ended 02 February 2019**

**17 Audit exemptions**

The company has guaranteed the outstanding liabilities of all subsidiaries within the group and has fulfilled all requirements under s479A of the Companies Act 2006 ('The Act'), thus enabling those subsidiaries to apply for audit exemption; provided their financial statements are not subject to audit under any other provisions of The Act.

The following subsidiary companies have applied for audit exemption:

<b>Undertaking</b>	<b>Registered office</b>	<b>Holding</b>	<b>Principal activity</b>
<b>Subsidiary undertakings</b>			
QH Partners Limited	England and Wales	100%	Holding company
QH Enterprises Holdings Limited	England and Wales	100%	Holding company
QH Enterprises Limited	England and Wales	100%	Holding company
Harrods (UK) Limited	England and Wales	100%	Holding company
Harrods International Limited	England and Wales	100%	Tax free retailers and wholesaler
Harrods (Continental) Limited	England and Wales	100%	Exporter
Harrods Estates Limited	England and Wales	100%	Estate agents
Harrods Commercial Property Limited	England and Wales	100%	Property holding company
5A Holdings Limited	England and Wales	100%	Holding company
Air Harrods Limited	England and Wales	100%	Non-scheduled air transport
Harrods Aviation Holdings Limited	England and Wales	100%	Holding company
Harrods Aviation Limited	England and Wales	100%	Aircraft handling and maintenance service
5A Property Holdings Limited	England and Wales	100%	Holding company



**Harrods Group (Holding) Limited**  
**Notes to the Financial Statements (Continued)**  
**for the period ended 02 February 2019**

**18 Stocks**

	Group		Company	
	2 February 2019 £M	3 February 2018 £M	2 February 2019 £M	3 February 2018 £M
Raw materials	0.1	0.5	-	-
Work in progress	0.5	0.2	-	-
Finished goods	108.8	114.8	-	-
	<u>109.4</u>	<u>115.5</u>	<u>-</u>	<u>-</u>

**19 Debtors**

**Amounts due within one year**

	Group		Company	
	2 February 2019 £M	3 February 2018 £M	2 February 2019 £M	3 February 2018 £M
Trade debtors	46.3	40.8	-	-
Amounts owed by related parties	-	-	67.7	68.8
Other debtors	1.8	1.3	-	-
Prepayments and accrued income	14.7	16.1	0.5	-
Amounts recoverable on long term contracts	-	1.6	-	-
	<u>62.8</u>	<u>59.8</u>	<u>68.2</u>	<u>68.8</u>

**Harrods Group (Holding) Limited**  
**Notes to the Financial Statements (Continued)**  
**for the period ended 02 February 2019**

**20 Creditors**

**Amounts due within one year**

	Group		Company	
	2 February 2019 £M	3 February 2018 £M	2 February 2019 £M	3 February 2018 £M
Loans and borrowings	-	15.0	-	-
Trade creditors	152.6	176.9	-	0.1
Amounts due to related parties	934.6	934.6	31.7	31.7
Group tax liability	15.1	20.8	-	0.5
Social security and other taxes	8.5	6.4	-	-
Other payables	64.8	69.0	0.0	-
Accruals and deferred income	88.1	88.4	0.5	0.1
	<u>1,263.7</u>	<u>1,311.1</u>	<u>32.2</u>	<u>32.4</u>

**Amounts due after more than one year**

Bank loans	616.0	599.8	-	-
Amounts owed to group undertakings	24.6	24.6	-	-
Accruals and deferred income	3.0	3.3	-	-
Financial instruments	10.7	10.3	-	-
Deferred Tax	10.7	-	-	-
	<u>665.0</u>	<u>638.0</u>	<u>-</u>	<u>-</u>

An interest rate swap was entered into by Harrods Holdings Limited on 30th April 2015 to hedge future expected cash outflows on the new loan facility of £650.0m entered into on 29th April 2015. The interest rate swaps have a total notional value of £545.0m and terminate on 29 April 2022. The change in fair value for the period was a loss of £0.4m and has been fully recognised in the Statement of Comprehensive Income (2018: £11.0m gain).

**21 Dividends**

	52 weeks ended 2 February 2019 £M	53 weeks ended 3 February 2018 £M
	Interim dividend declared	<u>57.3</u>
	<u>57.3</u>	<u>57.4</u>

**Harrods Group (Holding) Limited**  
**Notes to the Financial Statements (Continued)**  
**for the period ended 02 February 2019**

**22 Share capital**

**Allotted, called up and fully paid shares**

	2 February 2019		3 February 2018	
	No. M	£M	No. M	£M
Ordinary shares of £0.01 each	376	3.8	376	3.8

	2 February 2019 £M	3 February 2018 £M
Share premium	264.5	264.5
	264.5	264.5

Each ordinary share represents one vote. There are no restrictions or preferences placed on the shares.

Dividends are declared and paid at the discretion of the directors.

**23 Financial instruments**

	Group		Company	
	2 February 2019 £M	3 February 2018 £M	2 February 2019 £M	3 February 2018 £M
<b>Financial assets</b>				
Financial assets measured at fair value through profit or loss	-	-	-	-
Financial assets measured at amortised cost	368.2	241.0	68.5	70.2
	368.2	241.0	68.5	70.2

	Group		Company	
	2 February 2019 £M	3 February 2018 £M	2 February 2019 £M	3 February 2018 £M
<b>Financial liabilities</b>				
Financial liabilities measured at fair value through profit or loss	-	0.9	-	-
Financial liabilities measured at amortised cost	1,928.7	1,948.2	32.2	32.4
	1,928.7	1,949.1	32.2	32.4

Financial assets and liabilities measured at fair value through profit or loss is comprised of foreign currency forward contracts.

Financial assets measured at amortised costs include cash and debtors.

Financial liabilities measured at amortised cost include both short and long term creditors.

**Harrods Group (Holding) Limited**  
**Notes to the Financial Statements (Continued)**  
**for the period ended 02 February 2019**

**24 Pension and other schemes**

The group operates a defined contribution pension scheme and a defined benefit pension scheme.

**Defined contribution pension scheme**

The pension charge for the period represents contributions payable by the group to the scheme and amounted to £5.7m (2018: £5.3m).

Contributions totalling £0.9m (2018: £0.8m) were payable to the scheme at the end of the period and are included in creditors.

**Defined benefit pension schemes**

During the period the group operated the Harrods Group Pension Plan (“the Plan”), an approved defined benefit scheme. This scheme was closed to new membership and new accruals in April 2006.

The funding position of the Plan is monitored by the Trustee and the Harrods Group on a quarterly basis and formally reviewed at each triennial actuarial valuation, or more frequently as required by the Pensions Act 2004.

An actuarial valuation of the Plan as at 5 April 2018 on a technical provision basis was carried out by the Scheme Actuary, with a surplus of £11m being calculated on that basis, a funding level of 102%. At the previous valuation at 5 April 2015, there was a deficit of £45m equating to a funding level of 93%.

Following the results of the April 2018 valuation, given that the scheme was now in surplus, the Group and the Pension Trustee agreed the following:

- Annual contributions reduced to nil.
- Plan expenses (including any insurance premiums and PPF levies) estimated at £1.0m per annum to continue to be met by the Employers.
- To bring forward the implementation of the Cashflow Driven Investment strategy involving de-risking the plan’s assets.
- Recognising the risks that – albeit reduced - remain in the valuation of the plan, the principal employer has also agreed to fund any deficits outside an agreed tolerance band during this period.

In aggregate, during the period ended 2 February 2019, the participating employers made total contributions to the plan of £15.5m (2018: £31.5m).

The next triennial valuation is scheduled for April 2021.

**Reconciliation of scheme assets and liabilities recognised**

The amounts recognised in the Balance Sheet are as follows:

	<b>2 February 2019 £M</b>	<b>3 February 2018 £M</b>
Fair value of scheme assets	631.0	628.6
Present value of defined benefit obligation	(523.3)	(614.7)
Defined benefit pension scheme surplus/(deficit)	<u>107.7</u>	<u>13.9</u>

**Harrods Group (Holding) Limited**  
**Notes to the Financial Statements (Continued)**  
**for the period ended 02 February 2019**

**24 Pension and other schemes (continued)**

**Reconciliation of present value of plan liabilities**

Changes in the defined benefit obligation are as follows:

	<b>2 February 2019 £M</b>
Present value at start of period	(614.7)
Interest cost	(15.4)
Actuarial gains and losses	87.8
Past service cost	(1.9)
Benefits paid	20.9
Present value at end of period	<u><u>(523.3)</u></u>

**Reconciliation of present value of plan assets**

Changes in the defined benefit obligation are as follows:

	<b>2 February 2019 £M</b>
Fair value at start of period	628.6
Interest income	16.0
Actuarial gains and losses	(6.9)
Employer contributions	15.5
Benefits paid	(20.9)
Administrative expenses	(1.3)
Fair value at end of period	<u><u>631.0</u></u>

**Analysis of assets:**

Composition of plan assets:

	<b>2 February 2019 £M</b>	<b>3 February 2018 £M</b>
Cash and cash equivalents	82.7	3.1
Equity instruments	-	95.6
Debt instruments	412.0	277.2
Other assets	136.3	252.7
	<u><u>631.0</u></u>	<u><u>628.6</u></u>

**Harrods Group (Holding) Limited**  
**Notes to the Financial Statements (Continued)**  
**for the period ended 02 February 2019**

**24 Pension and other schemes (continued)**

**Principal actuarial assumptions**

The principal actuarial assumptions at the Balance Sheet date are as follows:

	<b>2 February 2019</b>	<b>3 February 2018</b>
	%	%
Discount rate	2.65	2.55
Future pension increases	2.15	2.25
Inflation	3.15	3.25

**Post retirement (at age 60) mortality assumptions**

	<b>2 February 2019</b>	<b>3 February 2018</b>
	Years	Years
Current UK pensioners at retirement age - male	27.6	27.7
Current UK pensioners at retirement age - Female	29.3	29.4
Future UK pensioners at retirement age - male	29.5	29.6
Future UK pensioners at retirement age - female	31.2	31.3

**25 Commitments**

**Group**

**Capital commitments**

Amounts contracted for but not provided in the Financial Statements amounted to £45.5m (2018: £14.2m).

**Other commitments**

At 2 February 2019 the group had commitments under concession agreements with Heathrow Airport Limited and Gatwick Airport Limited which were contracted for but not provided for in these Financial Statements of £9.1m as at the period end (2018: £9.0m).

**26 Commitments under operating leases**

	<b>2 February 2019</b>	<b>3 February 2018</b>
	£M	£M
<b>Land and buildings</b>		
Within one year	2.0	3.8
Within two and five years	6.8	7.8
Over five years	5.6	7.2
	<u>14.4</u>	<u>18.8</u>
<b>Other</b>		
Within one year	0.8	1.1
Within two and five years	1.0	0.9
	<u>1.8</u>	<u>2.0</u>

**Harrods Group (Holding) Limited**  
**Notes to the Financial Statements (Continued)**  
**for the period ended 02 February 2019**

**27 Contingent liabilities**

In 1988, one of the Group's subsidiaries entered into a lease on behalf of a related party to which it later re-assigned the lease. The lease expires in 2074. In the year ending 2 February 2019, the incumbent tenant went into administration and the subsidiary received notice of its rental obligation as original party to the lease. The subsidiary has entered into negotiations with various interested parties to mitigate this potential liability. Until the final outcome is known, the company has only recognised the short term lease deficit payments. It is expected that the matter will be resolved before the end of January 2020. Due to the uncertainty around the timing of its conclusion and financial impact of the mitigations expected to be put in place, it has not been practicable to disclose further details about the value and timing of any potential outflow.

The Harrods Group (Holding) Limited cash netting facility is guaranteed by Harrods Limited and other group companies.

There were no other contingent liabilities at 2 February 2019 or 3 February 2018.

**28 Related party transactions**

QH Participations Limited has a loan facility agreement with Qatar Holding LLC, the ultimate controlling party, which is fully drawn down. The facility is repayable on 31 January 2020. The loan is interest bearing at a fixed rate of 7.5%. During the year ended 2 February 2019, a total of £67.7m of interest was paid (2018: £67.7m) and £37.3m was accrued (2018: £37.3m accrued). The outstanding balance at the end of the year was £902.2m (2018: £902.2m).

QH Enterprises Holdings Limited has been granted a loan from QH Property Holdings Limited, which is under the common control of the company's ultimate parent undertaking. The debt is non-interest bearing and is repayable with not less than 13 months' notice in writing by the lender. At the period end, the loan outstanding, including interest was £24.6m (2018: £24.6m)

On the 26th of February 2019, Harrods Group (Holding) Limited acquired 2% of the shares of QH Participations Limited from Beauchamp Company No 2 Limited, a related party, for a nominal value. This resulted in an increase of its ownership of the subsidiary to 100%.

There were no other material related party transactions.

**29 Parent and ultimate parent undertaking**

The Harrods Group (Holding) Limited Financial Statements will be filed with the Registrar of Companies.

The company's immediate parent undertaking is QH Property Holdings Limited, a company incorporated in Bermuda.

The company is an indirect 100% subsidiary of Qatar Holding LLC which is the strategic investment arm of Qatar Investment Authority, the ultimate controlling party, incorporated in Qatar.