


Company Registration No. 07584655 (England and Wales)

Premier Roof Systems Limited

**Unaudited Financial Statements
for the Year Ended 31 March 2018**

Pages for Filing with Registrar

SATURDAY



A7E2DRT6

A08

08/09/2018

#298

COMPANIES HOUSE

Premier Roof Systems Limited

Contents

	Page
Balance sheet	1 - 2
Statement of changes in equity	3
Notes to the financial statements	4 - 9

Premier Roof Systems Limited

Balance Sheet as at 31 March 2018

	Notes	2018 £	£	2017 £	£
Fixed assets					
Tangible assets	3		28,247		63,156
Current assets					
Stocks		63,127		53,695	
Debtors	4	143,937		110,074	
Cash at bank and in hand		70,627		40,471	
		<u>277,691</u>		<u>204,240</u>	
Creditors: amounts falling due within one year	5	<u>(261,422)</u>		<u>(233,850)</u>	
Net current assets/(liabilities)			<u>16,269</u>		<u>(29,610)</u>
Total assets less current liabilities			<u>44,516</u>		<u>33,546</u>
Creditors: amounts falling due after more than one year	6		-		(18,473)
Provisions for liabilities			<u>(4,909)</u>		<u>(9,922)</u>
Net assets			<u>39,607</u>		<u>5,151</u>
Capital and reserves					
Called up share capital	7		3		2
Profit and loss reserves			<u>39,604</u>		<u>5,149</u>
Total equity			<u>39,607</u>		<u>5,151</u>

The directors of the company have elected not to include a copy of the profit and loss account within the financial statements.

For the financial year ended 31 March 2018 the company was entitled to exemption from audit under section 477 of the Companies Act 2006 relating to small companies.

The directors acknowledge their responsibilities for complying with the requirements of the Companies Act 2006 with respect to accounting records and the preparation of financial statements.

The members have not required the company to obtain an audit of its financial statements for the year in question in accordance with section 476.


These financial statements have been prepared and delivered in accordance with the provisions applicable to companies subject to the small companies' regime.

Premier Roof Systems Limited

Balance Sheet (continued) as at 31 March 2018

The financial statements were approved by the board of directors and authorised for issue on 17 August 2018 and are signed on its behalf by:


Mr Christopher Mullen
Director



Mr Jamie Blackwood
Director



Mr P Bostani
Director



Company Registration No. 07584655

Premier Roof Systems Limited

Statement of Changes in Equity for the Year Ended 31 March 2018

	Notes	Share capital £	Profit and loss reserves £	Total £
Balance at 1 April 2016		2	4,105	4,107
Year ended 31 March 2017:				
Profit and total comprehensive income for the year		-	44,544	44,544
Dividends		-	(43,500)	(43,500)
		<hr/>	<hr/>	<hr/>
Balance at 31 March 2017		2	5,149	5,151
Year ended 31 March 2018:				
Profit and total comprehensive income for the year		-	98,455	98,455
Issue of share capital	7	1	-	1
Dividends		-	(64,000)	(64,000)
		<hr/>	<hr/>	<hr/>
Balance at 31 March 2018		3	39,604	39,607
		<hr/> <hr/>	<hr/> <hr/>	<hr/> <hr/>

PREMIER ROOF SYSTEMS LIMITED

NOTES TO THE FINANCIAL STATEMENTS

FOR THE YEAR ENDED 31 MARCH 2018

1 Accounting policies

Company information

Premier Roof Systems Limited is a private company limited by shares incorporated in England and Wales. The registered office is Unit 8, Tyne Point Est, Shaftsbury Avenue, Jarrow, Tyne & Wear, NE32 3UP.

1.1 Accounting convention

These financial statements have been prepared in accordance with FRS 102 "The Financial Reporting Standard applicable in the UK and Republic of Ireland" ("FRS 102") and the requirements of the Companies Act 2006 as applicable to companies subject to the small companies regime. The disclosure requirements of section 1A of FRS 102 have been applied other than where additional disclosure is required to show a true and fair view.

The financial statements are prepared in sterling, which is the functional currency of the company. Monetary amounts in these financial statements are rounded to the nearest £.

The financial statements have been prepared under the historical cost convention, modified to include the revaluation of freehold properties and to include investment properties and certain financial instruments at fair value. The principal accounting policies adopted are set out below.

1.2 Turnover

Turnover represents the total invoice value, excluding value added tax, of sales made during the year and derives from the provision of goods falling within the company's ordinary activities.

1.3 Tangible fixed assets

Tangible fixed assets are initially measured at cost and subsequently measured at cost or valuation, net of depreciation and any impairment losses.

Depreciation is recognised so as to write off the cost or valuation of assets less their residual values over their useful lives on the following bases:

Land and buildings Leasehold	
Plant and machinery	25% reducing balance
Fixtures, fittings & equipment	25% reducing balance
Motor vehicles	25% reducing balance

The gain or loss arising on the disposal of an asset is determined as the difference between the sale proceeds and the carrying value of the asset, and is credited or charged to profit or loss.

1.4 Impairment of fixed assets

At each reporting period end date, the company reviews the carrying amounts of its tangible assets to determine whether there is any indication that those assets have suffered an impairment loss. If any such indication exists, the recoverable amount of the asset is estimated in order to determine the extent of the impairment loss (if any). Where it is not possible to estimate the recoverable amount of an individual asset, the company estimates the recoverable amount of the cash-generating unit to which the asset belongs.

PREMIER ROOF SYSTEMS LIMITED

NOTES TO THE FINANCIAL STATEMENTS (continued)

FOR THE YEAR ENDED 31 MARCH 2018

1 Accounting policies

(continued)

1.5 Stocks

Stock is valued at the lower of cost and net realisable value. Cost represents the purchase price of goods. Net realisable value represents the selling price of goods less any further costs to sell those goods that may be incurred.

At each reporting date, an assessment is made for impairment. Any excess of the carrying amount of stocks over its estimated selling price less costs to complete and sell is recognised as an impairment loss in profit or loss. Reversals of impairment losses are also recognised in profit or loss.

1.6 Cash at bank and in hand

Cash at bank and in hand are basic financial assets and include cash in hand, deposits held at call with banks, other short-term liquid investments with original maturities of three months or less, and bank overdrafts. Bank overdrafts are shown within borrowings in current liabilities.

1.7 Financial instruments

The company has elected to apply the provisions of Section 11 'Basic Financial Instruments' and Section 12 'Other Financial Instruments Issues' of FRS 102 to all of its financial instruments.

Financial instruments are recognised in the company's balance sheet when the company becomes party to the contractual provisions of the instrument.

Financial assets and liabilities are offset, with the net amounts presented in the financial statements, when there is a legally enforceable right to set off the recognised amounts and there is an intention to settle on a net basis or to realise the asset and settle the liability simultaneously.

Basic financial assets

Basic financial assets, which include debtors and cash and bank balances, are initially measured at transaction price including transaction costs and are subsequently carried at amortised cost using the effective interest method unless the arrangement constitutes a financing transaction, where the transaction is measured at the present value of the future receipts discounted at a market rate of interest. Financial assets classified as receivable within one year are not amortised.

Classification of financial liabilities

Financial liabilities and equity instruments are classified according to the substance of the contractual arrangements entered into. An equity instrument is any contract that evidences a residual interest in the assets of the company after deducting all of its liabilities.

Basic financial liabilities

Basic financial liabilities, including creditors, bank loans, loans from fellow group companies and preference shares that are classified as debt, are initially recognised at transaction price unless the arrangement constitutes a financing transaction, where the debt instrument is measured at the present value of the future payments discounted at a market rate of interest. Financial liabilities classified as payable within one year are not amortised.

Debt instruments are subsequently carried at amortised cost, using the effective interest rate method.

Trade creditors are obligations to pay for goods or services that have been acquired in the ordinary course of business from suppliers. Amounts payable are classified as current liabilities if payment is due within one year or less. If not, they are presented as non-current liabilities. Trade creditors are recognised initially at transaction price and subsequently measured at amortised cost using the effective interest method.

1.8 Taxation

The tax expense represents the sum of the tax currently payable and deferred tax.

PREMIER ROOF SYSTEMS LIMITED

NOTES TO THE FINANCIAL STATEMENTS (continued)

FOR THE YEAR ENDED 31 MARCH 2018

1 Accounting policies

(continued)

Current tax

The tax currently payable is based on taxable profit for the year. Taxable profit differs from net profit as reported in the profit and loss account because it excludes items of income or expense that are taxable or deductible in other years and it further excludes items that are never taxable or deductible. The company's liability for current tax is calculated using tax rates that have been enacted or substantively enacted by the reporting end date.

Deferred tax

Deferred tax liabilities are generally recognised for all timing differences and deferred tax assets are recognised to the extent that it is probable that they will be recovered against the reversal of deferred tax liabilities or other future taxable profits. Such assets and liabilities are not recognised if the timing difference arises from goodwill or from the initial recognition of other assets and liabilities in a transaction that affects neither the tax profit nor the accounting profit.

The carrying amount of deferred tax assets is reviewed at each reporting end date and reduced to the extent that it is no longer probable that sufficient taxable profits will be available to allow all or part of the asset to be recovered. Deferred tax is calculated at the tax rates that are expected to apply in the period when the liability is settled or the asset is realised. Deferred tax is charged or credited in the profit and loss account, except when it relates to items charged or credited directly to equity, in which case the deferred tax is also dealt with in equity. Deferred tax assets and liabilities are offset when the company has a legally enforceable right to offset current tax assets and liabilities and the deferred tax assets and liabilities relate to taxes levied by the same tax authority.

1.9 Employee benefits

The costs of short-term employee benefits are recognised as a liability and an expense, unless those costs are required to be recognised as part of the cost of stock or fixed assets.

The cost of any unused holiday entitlement is recognised in the period in which the employee's services are received.

Termination benefits are recognised immediately as an expense when the company is demonstrably committed to terminate the employment of an employee or to provide termination benefits.

1.10 Retirement benefits

Payments to defined contribution retirement benefit schemes are charged as an expense as they fall due.

1.11 Leases

Leases are classified as finance leases whenever the terms of the lease transfer substantially all the risks and rewards of ownership to the lessees. All other leases are classified as operating leases.

Assets held under finance leases are recognised as assets at the lower of the assets fair value at the date of inception and the present value of the minimum lease payments. The related liability is included in the balance sheet as a finance lease obligation. Lease payments are treated as consisting of capital and interest elements. The interest is charged to the profit and loss account so as to produce a constant periodic rate of interest on the remaining balance of the liability.

Rentals payable under operating leases, including any lease incentives received, are charged to income on a straight line basis over the term of the relevant lease except where another more systematic basis is more representative of the time pattern in which economic benefits from the lease asset are consumed.

2 Employees

The average monthly number of persons (including directors) employed by the company during the year was 16 (2017 - 16).

PREMIER ROOF SYSTEMS LIMITED

NOTES TO THE FINANCIAL STATEMENTS (continued)

FOR THE YEAR ENDED 31 MARCH 2018

3 Tangible fixed assets

	Land and buildings	Plant and machinery etc	Total
	£	£	£
Cost			
At 1 April 2017	8,118	94,093	102,211
Additions	-	1,641	1,641
Disposals	-	(30,833)	(30,833)
At 31 March 2018	<u>8,118</u>	<u>64,901</u>	<u>73,019</u>
Depreciation and impairment			
At 1 April 2017	2,505	36,550	39,055
Depreciation charged in the year	3,204	14,035	17,239
Eliminated in respect of disposals	-	(11,522)	(11,522)
At 31 March 2018	<u>5,709</u>	<u>39,063</u>	<u>44,772</u>
Carrying amount			
At 31 March 2018	<u>2,409</u>	<u>25,838</u>	<u>28,247</u>
At 31 March 2017	<u>5,613</u>	<u>57,543</u>	<u>63,156</u>

4 Debtors

	2018	2017
	£	£
Amounts falling due within one year:		
Trade debtors	112,637	66,659
Corporation tax recoverable	25,583	-
Other debtors	5,717	43,415
	<u>143,937</u>	<u>110,074</u>

5 Creditors: amounts falling due within one year

	2018	2017
	£	£
Trade creditors	156,362	140,753
Other taxation and social security	31,452	59,606
Other creditors	73,608	33,491
	<u>261,422</u>	<u>233,850</u>

Secured creditors falling due within one year total £2,255 (2017 - £16,569)

PREMIER ROOF SYSTEMS LIMITED

NOTES TO THE FINANCIAL STATEMENTS (continued)

FOR THE YEAR ENDED 31 MARCH 2018

6 Creditors: amounts falling due after more than one year

	2018	2017
	£	£
Other creditors	-	18,473
	<u> </u>	<u> </u>
Secured creditors falling due after one year total £0 (2017 - £18,473)		

7 Called up share capital

	2018	2017
	£	£
Ordinary share capital Issued and fully paid 3 Ordinary of £1 each	3	2
	<u> </u>	<u> </u>
	<u> </u>	<u> </u>

8 Operating lease commitments

Lessee

At the reporting end date the company had outstanding commitments for future minimum lease payments under non-cancellable operating leases, as follows:

	2018	2017
	£	£
	36,419	42,000
	<u> </u>	<u> </u>

9 Directors' transactions

Dividends totalling £64,000 (2017 - £43,500) were paid in the year in respect of shares held by the company's directors.