


COMPANY REGISTRATION NUMBER: 09657663

Montet Holdings Ltd
Unaudited Financial Statements
31 March 2017

SATURDAY



A6MDDO08

A11

30/12/2017

#354

COMPANIES HOUSE

Montet Holdings Ltd
Financial Statements
Year ended 31 March 2017

Contents	Page
Officers and professional advisers	1
Director's report	2
Statement of comprehensive income	3
Statement of financial position	4
Statement of changes in equity	5
Statement of cash flows	6
Notes to the financial statements	7
The following pages do not form part of the financial statements	
Detailed income statement	12
Notes to the detailed income statement	13

Montet Holdings Ltd
Officers and Professional Advisers

Director	Mr A C Smith
Company secretary	Mr A A Khan
Registered office	Suite 413 Parkway House Sheen Lane London SW14 8LS
Bankers	Svenska Handelsbanken AB (publ) 31 The Green Richmond Surrey England TW9 1LX

Montet Holdings Ltd

Director's Report

Year ended 31 March 2017

The director presents his report and the unaudited financial statements of the company for the year ended 31 March 2017.

Principal activities

The principal activity of the company during the year was that of holding investments.

Director

The director who served the company during the year was as follows:

Mr A C Smith


Small company provisions

This report has been prepared in accordance with the provisions applicable to companies entitled to the small companies exemption.

This report was approved by the board of directors on 15 December 2017 and signed on behalf of the board by:



Mr A C Smith
Director



Mr A A Khan
Company Secretary

Registered office:
Suite 413 Parkway House
Sheen Lane
London
SW14 8LS

Montet Holdings Ltd
Statement of Comprehensive Income
Year ended 31 March 2017

	Note	Year to 31 Mar 17 £	Period from 25 Jun 15 to 31 Mar 16 £
Administrative expenses		<u>302</u>	<u>35</u>
Operating loss		(302)	(35)
Income from other fixed asset investments	4	<u>159,779</u>	<u>458,726</u>
Profit before taxation		159,477	458,691
Tax on profit		<u>-</u>	<u>-</u>
Profit for the financial year and total comprehensive income		<u>159,477</u>	<u>458,691</u>

All the activities of the company are from continuing operations.

The notes on pages 7 to 10 form part of these financial statements.

Montet Holdings Ltd
Statement of Financial Position
31 March 2017


	Note	2017 £	£	2016 £
Fixed assets				
Investments	5		8,708,145	8,708,145
Current assets				
Debtors	6	50,000		50,000
Cash at bank and in hand		<u>568,178</u>		<u>408,701</u>
		618,178		458,701
Creditors: amounts falling due within one year	7	<u>43,325</u>		<u>43,325</u>
Net current assets			<u>574,853</u>	<u>415,376</u>
Total assets less current liabilities			<u>9,282,998</u>	<u>9,123,521</u>
Capital and reserves				
Called up share capital	8		835	835
Share premium account	9		8,663,995	8,663,995
Profit and loss account	9		<u>618,168</u>	<u>458,691</u>
Members funds			<u>9,282,998</u>	<u>9,123,521</u>

For the year ending 31 March 2017 the company was entitled to exemption from audit under section 477 of the Companies Act 2006 relating to small companies.

Director's responsibilities:

- The members have not required the company to obtain an audit of its financial statements for the year in question in accordance with section 476;
- The director acknowledges his responsibilities for complying with the requirements of the Act with respect to accounting records and the preparation of financial statements.

These financial statements were approved by the board of directors and authorised for issue on 15 December 2017, and are signed on behalf of the board by:



Mr A C Smith
 Director

Company registration number: 09657663

The notes on pages 7 to 10 form part of these financial statements.

Montet Holdings Ltd
Statement of Changes in Equity
Year ended 31 March 2017

	Called up share capital £	Share premium account £	Profit and loss account £	Total £
At 25 June 2015	10	–	–	10
Profit for the year	—	—	458,691	458,691
Total comprehensive income for the year	–	–	458,691	458,691
Issue of shares	825	8,663,995	–	8,664,820
Total investments by and distributions to owners	825	8,663,995	–	8,664,820
At 31 March 2016	835	8,663,995	458,691	9,123,521
Profit for the year	—	—	159,477	159,477
Total comprehensive income for the year	–	–	159,477	159,477
At 31 March 2017	835	8,663,995	618,168	9,282,998

The notes on pages 7 to 10 form part of these financial statements.

Montet Holdings Ltd
Statement of Cash Flows
Year ended 31 March 2017

	2017 £	2016 £
Cash flows from operating activities		
Profit for the financial year	159,477	458,691
<i>Adjustments for:</i>		
Income from other fixed asset investments	(159,779)	(458,726)
Other operating cash flow adjustment	-	10
<i>Changes in:</i>		
Trade and other debtors	-	(50,000)
Cash generated from operations	<u>(302)</u>	<u>(50,025)</u>
Net cash used in operating activities	<u>(302)</u>	<u>(50,025)</u>
Cash flows from investing activities		
Purchases of other investments	-	(8,708,145)
Dividends received	159,779	458,726
Net cash from/(used in) investing activities	<u>159,779</u>	<u>(8,249,419)</u>
Cash flows from financing activities		
Proceeds from issue of ordinary shares	-	8,664,820
Proceeds from borrowings	-	43,325
Net cash from financing activities	<u>-</u>	<u>8,708,145</u>
Net increase in cash and cash equivalents	159,477	408,701
Cash and cash equivalents at beginning of year	408,701	-
Cash and cash equivalents at end of year	<u>568,178</u>	<u>408,701</u>

The notes on pages 7 to 10 form part of these financial statements.

Montet Holdings Ltd
Notes to the Financial Statements
Year ended 31 March 2017

1. General information

The company is a private company limited by shares, registered in England and Wales. The address of the registered office is Suite 413 Parkway House, Sheen Lane, London, SW14 8LS.

2. Statement of compliance

These financial statements have been prepared in compliance with FRS 102, 'The Financial Reporting Standard applicable in the UK and the Republic of Ireland'.

3. Accounting policies

Basis of preparation

The financial statements have been prepared on the historical cost basis, as modified by the revaluation of certain financial assets and liabilities and investment properties measured at fair value through profit or loss.

The financial statements are prepared in sterling, which is the functional currency of the entity.

Judgements and key sources of estimation uncertainty

The preparation of the financial statements requires management to make judgements, estimates and assumptions that affect the amounts reported. These estimates and judgements are continually reviewed and are based on experience and other factors, including expectations of future events that are believed to be reasonable under the circumstances.

Investments

Fixed asset investments are initially recorded at cost, and subsequently stated at cost less any accumulated impairment losses.

Listed investments are measured at fair value with changes in fair value being recognised in profit or loss.

Investments in associates

Investments in associates accounted for in accordance with the cost model are recorded at cost less any accumulated impairment losses.

Investments in associates accounted for in accordance with the fair value model are initially recorded at the transaction price. At each reporting date, the investments are measured at fair value, with changes in fair value recognised in other comprehensive income/profit or loss. Where it is impracticable to measure fair value reliably without undue cost or effort, the cost model will be adopted.

Dividends and other distributions received from the investment are recognised as income without regard to whether the distributions are from accumulated profits of the associate arising before or after the date of acquisition.

Investments in joint ventures

Investments in jointly controlled entities accounted for in accordance with the cost model are recorded at cost less any accumulated impairment losses.

Montet Holdings Ltd

Notes to the Financial Statements *(continued)*

Year ended 31 March 2017

3. Accounting policies *(continued)*

Investments in joint ventures *(continued)*

Investments in jointly controlled entities accounted for in accordance with the fair value model are initially recorded at the transaction price. At each reporting date, the investments are measured at fair value, with changes in fair value recognised in other comprehensive income/profit or loss. Where it is impracticable to measure fair value reliably without undue cost or effort, the cost model will be adopted.

Dividends and other distributions received from the investment are recognised as income without regard to whether the distributions are from accumulated profits of the joint venture arising before or after the date of acquisition.

Financial instruments

A financial asset or a financial liability is recognised only when the company becomes a party to the contractual provisions of the instrument.

Basic financial instruments are initially recognised at the transaction price, unless the arrangement constitutes a financing transaction, where it is recognised at the present value of the future payments discounted at a market rate of interest for a similar debt instrument.

Debt instruments are subsequently measured at amortised cost.

Where investments in non-convertible preference shares and non-puttable ordinary shares or preference shares are publicly traded or their fair value can otherwise be measured reliably, the investment is subsequently measured at fair value with changes in fair value recognised in profit or loss. All other such investments are subsequently measured at cost less impairment.

Other financial instruments, including derivatives, are initially recognised at fair value, unless payment for an asset is deferred beyond normal business terms or financed at a rate of interest that is not a market rate, in which case the asset is measured at the present value of the future payments discounted at a market rate of interest for a similar debt instrument.

Other financial instruments are subsequently measured at fair value, with any changes recognised in profit or loss, with the exception of hedging instruments in a designated hedging relationship.

Financial assets that are measured at cost or amortised cost are reviewed for objective evidence of impairment at the end of each reporting date. If there is objective evidence of impairment, an impairment loss is recognised in profit or loss immediately.

For all equity instruments regardless of significance, and other financial assets that are individually significant, these are assessed individually for impairment. Other financial assets are either assessed individually or grouped on the basis of similar credit risk characteristics.

Any reversals of impairment are recognised in profit or loss immediately, to the extent that the reversal does not result in a carrying amount of the financial asset that exceeds what the carrying amount would have been had the impairment not previously been recognised.

Montet Holdings Ltd

Notes to the Financial Statements *(continued)*

Year ended 31 March 2017

4. Income from other fixed asset investments

	Year to 31 Mar 17	Period from 25 Jun 15 to 31 Mar 16
	£	£
Dividends from other fixed asset investments	<u>159,779</u>	<u>458,726</u>

5. Investments

	Other investments other than loans £
Cost	
At 1 Apr 2016 and 31 Mar 2017	<u>8,708,145</u>
Impairment	
At 1 Apr 2016 and 31 Mar 2017	<u>—</u>
Carrying amount	
At 31 March 2017	<u>8,708,145</u>

6. Debtors

	2017	2016
	£	£
Other debtors	<u>50,000</u>	<u>50,000</u>

7. Creditors: amounts falling due within one year

	2017	2016
	£	£
Director loan accounts	<u>43,325</u>	<u>43,325</u>

8. Called up share capital

Issued, called up and fully paid

	2017		2016	
	No.	£	No.	£
Ordinary A shares of £1 each	<u>835</u>	<u>835</u>	<u>835</u>	<u>835</u>

9. Reserves

Share premium account - This reserve records the amount above the nominal value received for shares sold, less transaction costs.

Profit and loss account - This reserve records retained earnings and accumulated losses.

Montet Holdings Ltd

Notes to the Financial Statements *(continued)*

Year ended 31 March 2017

10. Director's advances, credits and guarantees

During the year the director entered into the following advances and credits with the company:

	Balance brought forward and outstanding	
	2017	2016
	£	£
Mr A C Smith	<u>(43,325)</u>	<u>(43,325)</u>

11. Controlling party

The company is under the ultimate control of Mr A C Smith by virtue of his controlling shareholding in the company.

Montet Holdings Ltd
Management Information
Year ended 31 March 2017

The following pages do not form part of the financial statements.

Montet Holdings Ltd
Detailed Income Statement
Year ended 31 March 2017

	Year to 31 Mar 17 £	Period from 25 Jun 15 to 31 Mar 16 £
Overheads		
Administrative expenses	302	35
	<u>302</u>	<u>35</u>
Operating loss		
Income from other fixed asset investments	159,779	458,726
Profit before taxation	<u>(159,477)</u>	<u>(458,691)</u>

Montet Holdings Ltd
Notes to the Detailed Income Statement
Year ended 31 March 2017

	Year to 31 Mar 17 £	Period from 25 Jun 15 to 31 Mar 16 £
Administrative expenses		
Sundry expenses	-	10
Bank charges	<u>302</u>	<u>25</u>
	<u>302</u>	<u>35</u>
 Income from other fixed asset investments		
Dividends from other fixed asset investments	<u>159,779</u>	<u>458,726</u>