

Section 106

The Insolvency Act 1986

Return of Final Meeting in a Creditors' Voluntary Winding Up Pursuant to Section 106 of the Insolvency Act 1986

S106

For Official Use

To the Registrar of Companies

--	--	--

Company Number

03606879


Name of Company

Piling Solutions Ltd

I / We
Steven Law
Cardinal House
46 St Nicholas Street
Ipswich
IP1 1TT

give notice


- 1 that a general meeting of the company was ~~held on~~/summoned for 05 January 2012 pursuant to section 106 of the Insolvency Act 1986, for the purpose of having an account (of which a copy is attached) laid before it showing how the winding up of the company has been conducted, and the property of the company has been disposed of and that ~~the same was done accordingly~~ / no quorum was present at the meeting
- 2 that a meeting of the creditors of the company was duly held on / ~~summoned for~~ 05 January 2012 pursuant to section 106 of the Insolvency Act 1986 for the purpose of having the said account laid before it showing how the winding up of the company has been conducted and the property of the company disposed of and that the same was done accordingly / ~~no quorum was present at the meeting~~

Signed 

Date 06 January 2012

Ensors
Cardinal House
46 St Nicholas Street
Ipswich
IP1 1TT

Ref P0431C/SL/JLR/BH/SD

For Official Use	
Insolvency Sect	Post Room
TUESDAY	
A18	*A107W2HK* 10/01/2012 #364 COMPANIES HOUSE

Liquidator's statement of account Creditors' voluntary winding up

Piling Solutions Ltd

From 30 January 2009 To 5 January 2012

S of A

ASSET REALISATIONS

Trf from Administration	148,798 67
Plant & Machinery	1,560 16
Book Debts & Contract receipts	175,617 86
Irish VAT refund	9,553 00
Bank Interest Gross	157 28
Bank Interest Net of Tax	678 91
Trading Surplus/(Deficit)	<u>(17,650 00)</u>

318,715 88

COST OF REALISATIONS

DTI Bank Charges	232 00
DTI Cheque Fees	15 00
Sec of State Fees	0 15
Office Holders Fees - Administration	5,659 00
Office Holders Fees - Liquidation	78,481 64
Postage	331 44
Photocopying	834 90
Agents/Valuers Fees (1)	42,600 24
Legal Fees (1)	135 00
Corporation Tax	606 42
Storage Costs	649 10
Re-Direction of Mail	205 80
Statutory Advertising	129 10
Insurance of Assets	9,358 00
Holiday Pay	13,298 52
Bank Charges	25 72
DTI Unclaimed Dividends	<u>1,525 43</u>

(154,087 46)

PREFERENTIAL CREDITORS

PAYE & NI	6,936 21
DE Arrears & Holiday Pay	18,155 33
Employee Arrears/Hol Pay	<u>1,363 79</u>

(26,455 33)

UNSECURED CREDITORS

Trade & Expense Creditors	129,729 97
Employees	3,811 86
Redundancy Payments Office	3,357 87
Customs & Excise	<u>1,273 39</u>

(138,173 09)(0 00)

Dividend information

Preferential debts	100p in £ on £20,132
Unsecured debts	Interim div of 4 8p in £ and 2nd & final div of 1p in the £ on £2,187,419
Returns to contributories	N/A

Fee information

Fees fixed by time costs incurred

(1) Assets, including None shown in the statement of assets and liabilities and estimated to be of the value of None have proved unrealisable


- (2) Amount paid into the Insolvency Services account in respect of
- (a) Unclaimed dividends payable to creditors in the winding up £1,525
 - (b) Other unclaimed dividends None
 - (c) moneys held by the company in trust in respect of dividends or other sums due before the commencement of the winding up to any person as a member of the company None

(3) Other comment

Dated

6/1/12

Signed by the liquidator



Name & Address

Steven Law
Ensors
Cardinal House
46 St Nicholas Street
Ipswich
IP1 1TT

List of Dividends Or Composition

Piling Solutions Limited

I HEREBY CERTIFY that a Dividend was declared payable on and after 3rd day of December 2009 and that creditors whose names are set forth below are entitled to amounts set opposite their respective names



Liquidator
03 December 2009

Name of Claimant	Rate p/£	Amount of Proof	Dividend Payable	Interest
CR08 Redundancy Payments Office	100 00	18,155 33	18,155 33	0 00
EB01 Robert Becker	100 00	247 50	247 50	0 00
EE01 Carl Evans	100 00	110 00	110 00	0 00
EF01 Michael French	100 00	220 00	220 00	0 00
EH01 Martin Hoddinott	100 00	110 00	110 00	0 00
EH02 Mark Holbrow	100 00	330 00	330 00	0 00
EJ02 Alexander Jackson	100 00	285 00	285 00	0 00
EM03 Robert Mellay	100 00	399 00	399 00	0 00
ER00 Daniel Rae	100 00	110 00	110 00	0 00
ER03 Francis Ridley	100 00	165 00	165 00	0 00
		20,131 83	20,131 83	0 00

List of Dividends Or Composition

Piling Solutions Limited

I HEREBY CERTIFY that a Dividend was declared payable on and after 30th day of March 2010 and that creditors whose names are set forth below are entitled to amounts set opposite their respective names



Liquidator
30 March 2010

	Name of Claimant	Rate p/£	Amount of Proof	Dividend Payable	Interest
CA00	ACS Testing Ltd	4 85	585 46	28 45	0 00
CA01	Arrow Radiators (Melksham) Ltd	4 85	904 75	43 97	0 00
CA02	Ashtead Plant Hire Co Ltd	4 85	16,504 76	802 06	0 00
CA04	A J Brunt Ltd	4 85	18,265 39	887 62	0 00
CA06	Apaspring Coolers Ltd	4 85	76 91	3 74	0 00
CA08	Absolute Consulting Engineers Ltd	4 85	211 50	10 28	0 00
CA09	1st Choice Minimix	4 85	464 97	22 60	0 00
CB01	BT Insolvency	4 85	1,713 30	83 26	0 00
CB03	B M Trada Certification Ltd	4 85	1,470 67	71 47	0 00
CB04	Brandon Hire plc	4 85	9,359 72	454 84	0 00
CB05	British Gas Business	4 85	218 70	10 63	0 00
CB06	Bristol Auto Electrical Ltd	4 85	844 54	41 04	0 00
CB07	Brewis Engineering Ltd	4 85	352 50	17 13	0 00
CB09	Brett Concrete Ltd	4 85	37,205 18	1,808 02	0 00
CB0A	Buck & Hickman Ltd	4 85	182 21	8 85	0 00
CB0B	Bureau Veritas UK Holdings Ltd	4 85	8,334 69	405 03	0 00
CC02	CES Hire Ltd	4 85	5,007 19	243 33	0 00
CC03	MF Equipment t/a Casagrande UK	4 85	14,057 47	683 14	0 00
CC05	CJ Thorne & Co Ltd	4 85	32,112 88	1,560 56	0 00
CC06	Cemex UK Operations Ltd	4 85	45,954 08	2,233 18	0 00
CC08	Carlyle Finance	4 85	15,135 03	735 50	0 00
CD00	Denny Bros Supplies Ltd	4 85	47 55	2 31	0 00
CD01	Dyfed Steels Southern Ltd	4 85	2,342 29	113 83	0 00
CD02	The Danwood Group Ltd	4 85	207 21	10 07	0 00
CE00	Ernst & Young LLP	4 85	2,350 00	114 20	0 00
CE02	Emmess Components	4 85	6,758 90	328 46	0 00
CE03	Express Ind Supplies (Bearing & Trans)	4 85	457 48	22 23	0 00
CE04	Retail Petroleum Services Ltd (Esso)	4 85	4,033 60	196 02	0 00
CE05	Enterprise Rent-A-Car Ltd	4 85	2,996 54	145 62	0 00
CF01	Federation of Piling Specialists	4 85	5,416 75	263 23	0 00
CF03	Freight Transport Association	4 85	23 50	1 14	0 00
CF04	Fortis Lease UK Limited	4 85	37,238 48	1,809 64	0 00
CG00	Grant Thornton UK LLP	4 85	1,468 75	71 38	0 00
CG01	Greaves Surveying & Engineering Ltd	4 85	90,710 47	4,408 16	0 00
CG03	Greenham Trading Ltd	4 85	722 13	35 09	0 00
CG04	G W Sheppard & Son Ltd	4 85	404 53	19 66	0 00
CG05	Genweld Services	4 85	20,745 22	1,008 13	0 00
CG06	Gary L Grist (Window Cleaning Services)	4 85	95 00	4 62	0 00
CH01	Hobbs Symes RBS	4 85	69,000 00	3,353 12	0 00
CH02	HSS Hire Service Group plc	4 85	771 99	37 52	0 00
CH04	HAMS Transport	4 85	3,245 50	157 72	0 00
CH06	Hember Plant Hire Ltd	4 85	1,396 78	67 88	0 00
CH07	Hewden Stuart plc	4 85	8,045 59	390 98	0 00
CH09	Hydraulic Equipment Supermarkets Ltd	4 85	221 56	10 77	0 00
CH0A	Hydair Systems	4 85	119 20	5 79	0 00
CH0B	Heritage Automotive Ltd	4 85	4,276 14	207 80	0 00
CH0D	Mr C Hobbs	4 85	443 93	21 57	0 00
CI01	Investec Asset Finance plc	4 85	22,893 18	1,112 52	0 00
CJ02	J & G Vehicle Repairs	4 85	99 88	4 85	0 00
CJ03	Joywheel Ltd	4 85	8,102 86	393 77	0 00
CJ05	Just Vans South West Ltd	4 85	167 42	8 14	0 00
CK01	Keirbeck Ltd	4 85	115,665 54	5,620 88	0 00
CK02	Kall Kwik Business Design & Print	4 85	1,496 62	72 73	0 00
CK03	B2 From Beachcroft	4 85	1,857 35	90 26	0 00
CK05	Keller Ltd	4 85	4,500 26	218 69	0 00
CL00	Lafarge Aggregates Ltd	4 85	3,659 59	177 84	0 00
CL02	Lombard Vehicle Management	4 85	2,350 00	114 20	0 00
CL03	Lyreco UK Ltd	4 85	98 38	4 78	0 00

CM00	Mirage Signs Ltd	4 85	1,407 65	68 41	0 00
CM01	Mattest Materials Testing Ltd	4 85	481 75	23 41	0 00
CN00	Neopost Ltd	4 85	40 01	1 94	0 00
CN01	NDT Testing Services Ltd	4 85	31,533 54	1,532 40	0 00
CO00	Telefonica O2 UK Ltd	4 85	1,524 72	74 10	0 00
CO01	Operator Tickets Ltd	4 85	165 00	8 02	0 00
CO02	Orion Electrotech Ltd	4 85	462 66	22 48	0 00
CP00	Prettys Solicitors	4 85	1,152 68	56 02	0 00
CP01	Piling Equipment Specialist Ltd	4 85	138,833 88	6,746 77	0 00
CP02	Premier Concrete Pumping Ltd	4 85	43,603 23	2,118 94	0 00
CP03	Premier Pipeline Ltd	4 85	8,050 92	391 24	0 00
CP04	Piling & Drilling Supplies & Services Ltd	4 85	5,968 06	290 02	0 00
CP05	Pirtek - Kings Cross	4 85	247 16	12 01	0 00
CP06	Pirtek - Westbury	4 85	18 18	0 88	0 00
CP07	Pirtek (Bridgewater) Ltd	4 85	2,814 64	136 78	0 00
CP0A	Pirtek - Docklands	4 85	279 97	13 61	0 00
CR02	Raison Foster Associates	4 85	5,031 95	244 53	0 00
CR03	Reader Grout & Equipment Ltd	4 85	10,573 21	513 82	0 00
CR04	Rock Oil Co	4 85	270 31	13 14	0 00
CR06	Rodney Mullins	4 85	242 98	11 81	0 00
CR07	Credit Indemnity & Financial Services	4 85	47,606 30	2,313 47	0 00
CR09	Allenbuild Limited	4 85	200,000 00	9,719 19	0 00
CS00	St Edmundsbury Borough Council	4 85	3,973 02	193 07	0 00
CS01	Sydenhams Ltd	4 85	1,716 97	83 44	0 00
CS02	Speedy Power Ltd	4 85	4,148 68	201 61	0 00
CS03	Speedy Space Ltd	4 85	378 36	18 39	0 00
CS05	Scottish & Southern Electric Plc	4 85	1,019 90	49 56	0 00
CS06	Skelair International Ltd	4 85	3,595 16	174 71	0 00
CS08	Solutions In Training Ltd	4 85	3,948 43	191 88	0 00
CS09	Spie Foundations	4 85	153,185 72	7,444 21	0 00
CS0B	Specialist Tubes Supplies Ltd	4 85	11,803 94	573 62	0 00
CS0C	S&J Contractors Ltd	4 85	6,097 59	296 32	0 00
CS0E	S F Morrish & Sons	4 85	108 69	5 28	0 00
CS0F	Safety-Kleen UK td	4 85	129 43	6 29	0 00
CS0G	Speedy Hire (Scotland) Ltd	4 85	70 50	3 43	0 00
CS0H	Soilmec Drilling & Foundation Equipment Ltd	4 85	3,290 00	159 88	0 00
CS0I	ELM Sounds Ltd t/a Sextons	4 85	304 99	14 82	0 00
CS0J	Spie Fondations UK Ltd	4 85	563,884 48	27,402 51	0 00
CS0K	Symmons Madge Associates LLP	4 85	481 75	23 41	0 00
CS0M	Sterling Law Independent	4 85	1,450 00	70 46	0 00
CT00	Total UK Ltd	4 85	9,953 73	483 71	0 00
CT02	Travis Perkins	4 85	16 73	0 81	0 00
CT03	Trendex Ltd	4 85	2,292 67	111 41	0 00
CT04	Tarmac Ltd	4 85	30,350 66	1,474 92	0 00
CT05	Transcar	4 85	1,880 00	91 36	0 00
CT06	Trevor Parker Associates	4 85	5,875 00	285 50	0 00
CU00	Universal Augers Ltd	4 85	1,816 18	88 26	0 00
CV00	Vodafone Ltd	4 85	26 19	1 27	0 00
CW01	Wolseley UK Ltd	4 85	979 11	47 58	0 00
CW02	Whitworth Peck Consulting	4 85	13,042 50	633 81	0 00
CW04	Wilts Wholesale Electrical Co Ltd	4 85	258 88	12 58	0 00
CW05	Wilts Spiral Tubes Ltd	4 85	4,139 77	201 18	0 00
CW06	Wessex Water Service Ltd	4 85	6,825 04	331 67	0 00
CW08	Wessex Autocolours Ltd	4 85	295 84	14 38	0 00
CW09	Wolters Kluwer (UK) Ltd	4 85	969 38	47 11	0 00
CW0A	White Horse Windscreens	4 85	151 66	7 37	0 00
CW0B	Westshield Limited	4 85	8,000 00	388 77	0 00
CW0C	Euler Hermes UK plc	4 85	14,664 36	712 63	0 00
CW0D	Bristol Wessex Billing Services Ltd	4 85	139 84	6 80	0 00
EA00	Raimundas Aukstulolis	4 85	1,435 04	69 74	0 00
EA01	Rebecca Attwood	4 85	941 96	45 78	0 00
EB00	James Bailey	4 85	1,280 00	62 20	0 00
EB01	Robert Becker	4 85	1,474 28	71 64	0 00
EB02	Daniel Bawden	4 85	1,320 00	64 15	0 00
EB03	Lorraine Bilinski	4 85	1,764 40	85 74	0 00
EB04	Gavin Bradley	4 85	2,546 72	123 76	0 00
EC00	Ryan Coath	4 85	1,280 00	62 20	0 00
ED00	Gareth Davies	4 85	2,090 00	101 57	0 00
ED01	Klemensas Dargis	4 85	987 04	47 97	0 00
EE00	Mark Evans	4 85	1,120 00	54 43	0 00
EE01	Carl Evans	4 85	1,760 00	85 53	0 00
EF00	James Finbow	4 85	2,653 84	128 97	0 00
EF01	Michael French	4 85	1,870 00	90 87	0 00

EG00	Diane Gregory	4 85	1,099 10	53 41	0 00
EH00	Richard Holloway	4 85	3,300 00	160 37	0 00
EH01	Martin Hoddinott	4 85	1,760 00	85 53	0 00
EH02	Mark Holbrow	4 85	2,640 00	128 29	0 00
EJ00	Stuart Jones	4 85	1,347 04	65 46	0 00
EJ01	Vaidas Jancevicius	4 85	1,600 00	77 75	0 00
EJ02	Alexander Jackson	4 85	2,460 00	119 55	0 00
EJ03	Simona Jocys	4 85	2,200 00	106 91	0 00
EJ04	Stuart Janes	4 85	3,505 60	170 36	0 00
EL00	Brian Lowth	4 85	1,051 04	51 08	0 00
EL01	Virginia Lewis	4 85	487 33	23 68	0 00
EM00	Jason Mills	4 85	2,420 00	117 60	0 00
EM01	Stuart Millward	4 85	1,540 00	74 84	0 00
EM02	Christopher Morgan	4 85	2,090 00	101 57	0 00
EM04	Paul Miller	4 85	320 57	15 58	0 00
EM05	Rupert Moles	4 85	3,612 76	175 56	0 00
EM06	Daryl Maxwell	4 85	1,140 28	55 41	0 00
EP00	Sarah Peck	4 85	1,587 80	77 16	0 00
EP01	Michael Pelling	4 85	1,280 00	62 20	0 00
ER00	Daniel Rae	4 85	1,430 00	69 49	0 00
ER01	Ramunas Rakasius	4 85	1,280 00	62 20	0 00
ER02	Gary Reynolds	4 85	2,090 00	101 57	0 00
ER03	Francis Ridley	4 85	1,980 00	96 22	0 00
ER04	Iain Reilly	4 85	1,208 20	58 71	0 00
ER05	Alan Rosten	4 85	13,131 24	638 13	0 00
ES00	Mark Stevens	4 85	923 04	44 86	0 00
ES01	Steven Sheppard	4 85	1,760 00	85 53	0 00
ET00	Richard Turner	4 85	1,472 72	71 57	0 00
EW00	Gemma Walton	4 85	1,288 76	62 63	0 00


			2,079,494 78	101,055 06	0 00
--	--	--	--------------	------------	------

Note Dividend calculated to 9 decimal places but rounded to 2 decimal places for listing

List of Dividends Or Composition

Piling Solutions Limited

I HEREBY CERTIFY that a Dividend was declared payable on and after 2nd day of September 2011 and that creditors whose names are set forth below are entitled to amounts set opposite their respective names



Liquidator
02 September 2011

	Name of Claimant	Rate p/£	Amount of Proof	Dividend Payable	Interest
CC09	Close Premium Finance	4 85	34,514 38	1,677 26	0 00
CK00	Trustees of Union of Shop Distributive & Allied W	4 85	2,247 25	109 21	0 00
CT08	ING Lease (UK) Ltd	4 85	9,412 00	457 39	
			46,173 63	2,243 85	0 00

Note Dividend calculated to 9 decimal places but rounded to 2 decimal places for listing

List of Dividends Or Composition

Piling Solutions Limited

I HEREBY CERTIFY that a Dividend was declared payable on and after 5th day of September 2011 and that creditors whose names are set forth below are entitled to amounts set opposite their respective names

Liquidator
05 September 2011

	Name of Claimant	Rate p/£	Amount of Proof	Dividend Payable	Interest
CB08	BOC Limited	4 85	566 54	27 53	0 00
			566 54	27 53	0 00

Note Dividend calculated to 9 decimal places but rounded to 2 decimal places for listing

List of Dividends Or Composition

Piling Solutions Limited

I HEREBY CERTIFY that a Dividend was declared payable on and after 16th day of September 2011 and that creditors whose names are set forth below are entitled to amounts set opposite their respective names




Liquidator
16 September 2011

	Name of Claimant	Rate p/£	Amount of Proof	Dividend Payable	Interest
CA00	ACS Testing Ltd	0 01	585 46	8 72	0 00
CA01	Arrow Radiators (Melksham) Ltd	0 01	904 75	13 48	0 00
CA02	Ashtead Plant Hire Co Ltd	0 01	16,504 76	245 96	0 00
CA04	A J Brunt Ltd	0 01	18,265 39	272 20	0 00
CA06	Apaspring Coolers Ltd	0 01	76 91	1 15	0 00
CA08	Absolute Consulting Engineers Ltd	0 01	211 50	3 15	0 00
CA09	1st Choice Minimix	0 01	464 97	6 93	0 00
CB01	BT Insolvency	0 01	1,713 30	25 53	0 00
CB03	B M Trada Certification Ltd	0 01	1,470 67	21 92	0 00
CB04	Brandon Hire plc	0 01	9,359 72	139 48	0 00
CB05	British Gas Business	0 01	218 70	3 26	0 00
CB06	Bristol Auto Electrical Ltd	0 01	844 54	12 59	0 00
CB07	Brewis Engineering Ltd	0 01	352 50	5 25	0 00
CB08	BOC Limited	0 01	566 54	8 44	0 00
CB09	Brett Concrete Ltd	0 01	37,205 18	554 46	0 00
CB0A	Buck & Hickman Ltd	0 01	182 21	2 71	0 00
CB0B	Bureau Veritas UK Holdings Ltd	0 01	8,334 69	124 21	0 00
CC02	CES Hire Ltd	0 01	5,007 19	74 62	0 00
CC03	MF Equipment t/a Casagrande UK	0 01	14,057 47	209 49	0 00
CC05	CJ Thorne & Co Ltd	0 01	32,112 88	478 57	0 00
CC06	Cemex UK Operations Ltd	0 01	45,954 08	684 84	0 00
CC08	Carlisle Finance	0 01	15,135 03	225 55	0 00
CC09	Close Premium Finance	0 01	34,514 38	514 36	0 00
CD00	Denny Bros Supplies Ltd	0 01	47 55	0 71	0 00
CD01	Dyfed Steels Southern Ltd	0 01	2,342 29	34 91	0 00
CD02	The Danwood Group Ltd	0 01	207 21	3 09	0 00
CE00	Ernst & Young LLP	0 01	2,350 00	35 02	0 00
CE02	Emmess Components	0 01	6,758 90	100 73	0 00
CE03	Express Ind Supplies (Bearing & Trans)	0 01	457 48	6 82	0 00
CE04	Retail Petroleum Services Ltd (Esso)	0 01	4,033 60	60 11	0 00
CE05	Enterprise Rent-A-Car Ltd	0 01	2,996 54	44 66	0 00
CF01	Federation of Piling Specialists	0 01	5,416 75	80 72	0 00
CF03	Freight Transport Association	0 01	23 50	0 35	0 00
CF04	Fortis Lease UK Limited	0 01	37,238 48	554 95	0 00
CG00	Grant Thornton UK LLP	0 01	1,468 75	21 89	0 00
CG01	Greaves Surveying & Engineering Ltd	0 01	90,710 47	1,351 83	0 00
CG03	Greenham Trading Ltd	0 01	722 13	10 76	0 00
CG04	G W Sheppard & Son Ltd	0 01	404 53	6 03	0 00
CG05	Genweld Services	0 01	20,745 22	309 16	0 00
CG06	Gary L Grist (Window Cleaning Services)	0 01	95 00	1 42	0 00
CH01	Hobbs Symes RBS	0 01	69,000 00	1,028 28	0 00
CH02	HSS Hire Service Group plc	0 01	771 99	11 50	0 00
CH04	HAMS Transport	0 01	3,245 50	48 37	0 00
CH06	Hember Plant Hire Ltd	0 01	1,396 78	20 82	0 00
CH07	Hewden Stuart plc	0 01	8,045 59	119 90	0 00
CH09	Hydraulic Equipment Supermarkets Ltd	0 01	221 56	3 30	0 00
CH0A	Hydair Systems	0 01	119 20	1 78	0 00
CH0B	Heritage Automotive Ltd	0 01	4,276 14	63 73	0 00
CH0D	Mr C Hobbs	0 01	443 93	6 62	0 00
CH0E	HM Revenue & Customs	0 01	8,303 54	123 74	0 00
CI01	Investec Asset Finance plc	0 01	22,893 18	341 17	0 00
CJ02	J & G Vehicle Repairs	0 01	99 88	1 49	0 00
CJ03	Joywheel Ltd	0 01	8,102 86	120 75	0 00
CJ05	Just Vans South West Ltd	0 01	167 42	2 50	0 00
CK00	Trustees of Union of Shop Distributive & Allied W	0 01	2,247 25	33 49	0 00
CK01	Kerbeck Ltd	0 01	115,665 54	1,723 73	0 00
CK02	Kall Kwik Business Design & Print	0 01	1,496 62	22 30	0 00

List of Dividends Or Composition

Piling Solutions Limited

I HEREBY CERTIFY that a Dividend was declared payable on and after 16th day of September 2011 and that creditors whose names are set forth below are entitled to amounts set opposite their respective names




Liquidator
16 September 2011

Name of Claimant	Rate p/£	Amount of Proof	Dividend Payable	Interest	
CK03	B2 From Beachcroft	0 01	1,857 35	27 68	0 00
CK05	Keller Ltd	0 01	4,500 26	67 07	0 00
CL00	Lafarge Aggregates Ltd	0 01	3,659 59	54 54	0 00
CL02	Lombard Vehicle Management	0 01	2,350 00	35 02	0 00
CL03	Lyreco UK Ltd	0 01	98 38	1 46	0 00
CM00	Mirage Signs Ltd	0 01	1,407 65	20 98	0 00
CM01	Mattest Materials Testing Ltd	0 01	481 75	7 18	0 00
CN00	Neopost Ltd	0 01	40 01	0 60	0 00
CN01	NDT Testing Services Ltd	0 01	31,533 54	469 93	0 00
CO00	Telefonica O2 UK Ltd	0 01	1,524 72	22 72	0 00
CO01	Operator Tickets Ltd	0 01	165 00	2 46	0 00
CO02	Orion Electrotech Ltd	0 01	462 66	6 89	0 00
CP00	Prettys Solicitors	0 01	1,152 68	17 18	0 00
CP01	Piling Equipment Specialist Ltd	0 01	138,833 88	2,069 00	0 00
CP02	Premier Concrete Pumping Ltd	0 01	43,603 23	649 80	0 00
CP03	Premier Pipeline Ltd	0 01	8,050 92	119 98	0 00
CP04	Piling & Drilling Supplies & Services Ltd	0 01	5,968 06	88 94	0 00
CP05	Pirtek - Kings Cross	0 01	247 16	3 68	0 00
CP06	Pirtek - Westbury	0 01	18 18	0 27	0 00
CP07	Pirtek (Bridgewater) Ltd	0 01	2,814 64	41 94	0 00
CP0A	Pirtek - Docklands	0 01	279 97	4 17	0 00
CR02	Raison Foster Associates	0 01	5,031 95	74 99	0 00
CR03	Reader Grout & Equipment Ltd	0 01	10,573 21	157 57	0 00
CR04	Rock Oil Co	0 01	270 31	4 03	0 00
CR06	Rodney Mullins	0 01	242 98	3 62	0 00
CR07	Credit Indemnity & Financial Services	0 01	47,606 30	709 46	0 00
CR08	Redundancy Payments Office	0 01	52,881 00	788 07	0 00
CR09	Allenbuild Limited	0 01	200,000 00	2,980 53	0 00
CS00	St Edmundsbury Borough Council	0 01	3,973 02	59 21	0 00
CS01	Sydenhams Ltd	0 01	1,716 97	25 59	0 00
CS02	Speedy Power Ltd	0 01	4,148 68	61 83	0 00
CS03	Speedy Space Ltd	0 01	378 36	5 64	0 00
CS05	Scottish & Southern Electric Plc	0 01	1,019 90	15 20	0 00
CS06	Skelair International Ltd	0 01	3,595 16	53 58	0 00
CS08	Solutions In Training Ltd	0 01	3,948 43	58 84	0 00
CS09	Spie Foundations	0 01	153,185 72	2,282 88	0 00
CS0B	Specialist Tubes Supplies Ltd	0 01	11,803 94	175 91	0 00
CS0C	S&J Contractors Ltd	0 01	6,097 59	90 87	0 00
CS0E	S F Morrish & Sons	0 01	108 69	1 62	0 00
CS0F	Safety-Kleen UK td	0 01	129 43	1 93	0 00
CS0G	Speedy Hire (Scotland) Ltd	0 01	70 50	1 05	0 00
CS0H	Soilmec Drilling & Foundation Equipment Ltd	0 01	3,290 00	49 03	0 00
CS0I	ELM Sounds Ltd t/a Sextons	0 01	304 99	4 54	0 00
CS0J	Spie Foundations UK Ltd	0 01	563,884 48	8,403 39	0 00
CS0K	Symmons Madge Associates LLP	0 01	481 75	7 18	0 00
CS0M	Sterling Law Independent	0 01	1,450 00	21 61	0 00
CT00	Total UK Ltd	0 01	9,953 73	148 34	0 00
CT02	Travis Perkins	0 01	16 73	0 25	0 00
CT03	Trendex Ltd	0 01	2,292 67	34 17	0 00
CT04	Tarmac Ltd	0 01	30,350 66	452 31	0 00
CT05	Transcar	0 01	1,880 00	28 02	0 00
CT06	Trevor Parker Associates	0 01	5,875 00	87 55	0 00
CT08	ING Lease (UK) Ltd	0 01	9,412 00	140 26	0 00
CU00	Universal Augers Ltd	0 01	1,816 18	27 07	0 00
CV00	Vodafone Ltd	0 01	26 19	0 39	0 00
CW01	Wolseley UK Ltd	0 01	979 11	14 59	0 00
CW02	Whitworth Peck Consulting	0 01	13,042 50	194 36	0 00

Piling Solutions Limited

I HEREBY CERTIFY that a Dividend was declared payable on and after 16th day of September 2011 and that creditors whose names are set forth below are entitled to amounts set opposite their respective names



Liquidator
16 September 2011

	Name of Claimant	Rate p/£	Amount of Proof	Dividend Payable	Interest
CW04	Wilts Wholesale Electrical Co Ltd	0 01	258 88	3 86	0 00
CW05	Wells Spiral Tubes Ltd	0 01	4,139 77	61 69	0 00
CW06	Wessex Water Service Ltd	0 01	6,825 04	101 71	0 00
CW08	Wessex Autocolours Ltd	0 01	295 84	4 41	0 00
CW09	Wolters Kluwer (UK) Ltd	0 01	969 38	14 45	0 00
CW0A	White Horse Windscreens	0 01	151 66	2 26	0 00
CW0B	Westshield Limited	0 01	8,000 00	119 22	0 00
CW0C	Euler Hermes UK plc	0 01	14,664 36	218 54	0 00
CW0D	Bristol Wessex Billing Services Ltd	0 01	139 84	2 08	0 00
EA00	Raimundas Aukstuolis	0 01	1,435 04	21 39	0 00
EA01	Rebecca Attwood	0 01	941 96	14 04	0 00
EB00	James Bailey	0 01	1,280 00	19 07	0 00
EB01	Robert Becker	0 01	1,474 28	21 97	0 00
EB02	Daniel Bawden	0 01	1,320 00	19 67	0 00
EB03	Lorraine Bilinski	0 01	1,764 40	26 29	0 00
EB04	Gavin Bradley	0 01	2,546 72	37 95	0 00
EC00	Ryan Coath	0 01	1,280 00	19 08	0 00
ED00	Gareth Davies	0 01	2,090 00	31 15	0 00
ED01	Klemensas Dargis	0 01	987 04	14 71	0 00
EE00	Mark Evans	0 01	1,120 00	16 69	0 00
EE01	Carl Evans	0 01	1,760 00	26 23	0 00
EF00	James Finbow	0 01	2,653 84	39 55	0 00
EF01	Michael French	0 01	1,870 00	27 87	0 00
EG00	Diane Gregory	0 01	1,099 10	16 38	0 00
EH00	Richard Holloway	0 01	3,300 00	49 18	0 00
EH01	Martin Hoddinott	0 01	1,760 00	26 23	0 00
EH02	Mark Holbrow	0 01	2,640 00	39 34	0 00
EJ00	Stuart Jones	0 01	1,347 04	20 07	0 00
EJ01	Vaidas Jancevicius	0 01	1,600 00	23 84	0 00
EJ02	Alexander Jackson	0 01	2,460 00	36 66	0 00
EJ03	Simona Jocys	0 01	2,200 00	32 79	0 00
EJ04	Stuart Janes	0 01	3,505 60	52 24	0 00
EL00	Brian Lowth	0 01	1,051 04	15 66	0 00
EL01	Virginia Lewis	0 01	487 33	7 26	0 00
EM00	Jason Mills	0 01	2,420 00	36 06	0 00
EM01	Stuart Millward	0 01	1,540 00	22 95	0 00
EM02	Christopher Morgan	0 01	2,090 00	31 15	0 00
EM04	Paul Miller	0 01	320 57	4 78	0 00
EM05	Rupert Moles	0 01	3,612 76	53 84	0 00
EM06	Daryl Maxwell	0 01	1,140 28	16 99	0 00
EP00	Sarah Peck	0 01	1,587 80	23 66	0 00
EP01	Michael Pelling	0 01	1,280 00	19 08	0 00
ER00	Daniel Rae	0 01	1,430 00	21 31	0 00
ER01	Ramunas Rakasius	0 01	1,280 00	19 08	0 00
ER02	Gary Reynolds	0 01	2,090 00	31 15	0 00
ER03	Francis Ridley	0 01	1,980 00	29 51	0 00
ER04	Iain Reilly	0 01	1,208 20	18 01	0 00
ER05	Alan Rosten	0 01	13,131 24	195 69	0 00
ES00	Mark Stevens	0 01	923 04	13 76	0 00
ES01	Steven Sheppard	0 01	1,760 00	26 23	0 00
ET00	Richard Turner	0 01	1,472 72	21 95	0 00
EW00	Gemma Walton	0 01	1,288 76	19 20	0 00
			2,187,419 49	32,598 40	0 00

Note Dividend calculated to 9 decimal places but rounded to 2 decimal places for listing