


**P & J VENTURES LIMITED**  
**FINANCIAL STATEMENTS**  
**FOR THE YEAR ENDED 31 DECEMBER 2016**

SATURDAY



\*A66BTR1U\*

A04

13/05/2017

#79

COMPANIES HOUSE

**CONTENTS OF THE FINANCIAL STATEMENTS  
FOR THE YEAR ENDED 31 DECEMBER 2016**

	<b>Page</b>
<b>Company Information</b>	1
<b>Balance Sheet</b>	2
<b>Notes to the Financial Statements</b>	4

**P & J VENTURES LIMITED**

**COMPANY INFORMATION  
FOR THE YEAR ENDED 31 DECEMBER 2016**

**DIRECTORS:** J P Treacey  
P A Baker

**SECRETARY:** M S Baker

**REGISTERED OFFICE:** Cotteswold  
7 The Drive  
Holmes Chapel  
Cheshire  
CW4 7BJ

**REGISTERED NUMBER:** 04277728 (England and Wales)

**ACCOUNTANTS:** Murray Smith LLP  
Chartered Accountants  
Darland House  
44 Winnington Hill  
Northwich  
Cheshire  
CW8 1AU

**P & J VENTURES LIMITED (REGISTERED NUMBER: 04277728)**

**BALANCE SHEET  
31 DECEMBER 2016**

	Notes	2016		2015	
		£	£	£	£
<b>FIXED ASSETS</b>					
Intangible assets	4		10,000		13,750
Tangible assets	5		17,525		9,060
			<u>27,525</u>		<u>22,810</u>
<b>CURRENT ASSETS</b>					
Stocks		9,000		10,750	
Debtors	6	20,422		26,971	
Cash at bank and in hand		28,695		11,112	
		<u>58,117</u>		<u>48,833</u>	
<b>CREDITORS</b>					
Amounts falling due within one year	7	50,209		45,260	
<b>NET CURRENT ASSETS</b>			<u>7,908</u>		<u>3,573</u>
<b>TOTAL ASSETS LESS CURRENT LIABILITIES</b>			<u>35,433</u>		<u>26,383</u>
<b>CREDITORS</b>					
Amounts falling due after more than one year	8		16,904		17,478
<b>NET ASSETS</b>			<u>18,529</u>		<u>8,905</u>
<b>CAPITAL AND RESERVES</b>					
Called up share capital			10,000		10,000
Profit and loss account	11		8,529		(1,095)
<b>SHAREHOLDERS' FUNDS</b>			<u>18,529</u>		<u>8,905</u>

The company is entitled to exemption from audit under Section 477 of the Companies Act 2006 for the year ended 31 December 2016.

The members have not required the company to obtain an audit of its financial statements for the year ended 31 December 2016 in accordance with Section 476 of the Companies Act 2006.

The directors acknowledge their responsibilities for:

- ensuring that the company keeps accounting records which comply with Sections 386 and 387 of the Companies Act 2006 and
- preparing financial statements which give a true and fair view of the state of affairs of the company as at the end of each financial year and of its profit or loss for each financial year in accordance with the requirements of Sections 394 and 395 and which otherwise comply with the requirements of the Companies Act 2006 relating to financial statements, so far as applicable to the company.


**P & J VENTURES LIMITED (REGISTERED NUMBER: 04277728)**

**BALANCE SHEET - continued**  
**31 DECEMBER 2016**


The financial statements have been prepared and delivered in accordance with the provisions of Part 15 of the Companies Act 2006 relating to small companies.

In accordance with Section 444 of the Companies Act 2006, the Income Statement has not been delivered.

The financial statements were approved by the Board of Directors on 5 May 2017 and were signed on its behalf by:

A handwritten signature in black ink, appearing to be 'J P Tréacey', written over a horizontal line.

J P Tréacey - Director

A handwritten signature in black ink, appearing to be 'P A Baker', written over a horizontal line.

P A Baker - Director

The notes form part of these financial statements

**NOTES TO THE FINANCIAL STATEMENTS  
FOR THE YEAR ENDED 31 DECEMBER 2016**

**1. STATUTORY INFORMATION**

P & J Ventures Limited is a private company, limited by shares, registered in England and Wales. The company's registered number and registered office address can be found on the Company Information page.

**2. ACCOUNTING POLICIES**

**Basis of preparing the financial statements**

These financial statements have been prepared in accordance with the provisions of Section 1A "Small Entities" of Financial Reporting Standard 102 "The Financial Reporting Standard applicable in the UK and Republic of Ireland" and the Companies Act 2006. The financial statements have been prepared under the historical cost convention.

**Turnover**

Turnover represents sales of goods and services provided during the period, excluding value added tax.

**Goodwill**

Goodwill, being the amount paid in connection with the acquisition of a business in 2011, is being amortised evenly over its estimated useful life of eight years. The directors believe that this useful life is appropriate for this venue.

**Intangible assets**

Intangible assets are initially measured at cost. After initial recognition, intangible assets are measured at cost less any accumulated amortisation and any accumulated impairment losses.

**Tangible fixed assets**

Depreciation is provided at the following annual rates in order to write off each asset over its estimated useful life.

Plant and machinery	- 25% on cost
Fixtures and fittings	- 25% on cost
Motor vehicles	- 25% on cost
Computer equipment	- 25% on cost

**Stocks**

Stocks are valued at the lower of cost and net realisable value, after making due allowance for obsolete and slow moving items.

**Taxation**

Taxation for the year comprises current and deferred tax. Tax is recognised in the Income Statement, except to the extent that it relates to items recognised in other comprehensive income or directly in equity.

Current or deferred taxation assets and liabilities are not discounted.

Current tax is recognised at the amount of tax payable using the tax rates and laws that have been enacted or substantively enacted by the balance sheet date.

**Deferred tax**

Deferred tax is recognised in respect of all timing differences that have originated but not reversed at the balance sheet date.

Timing differences arise from the inclusion of income and expenses in tax assessments in periods different from those in which they are recognised in financial statements. Deferred tax is measured using tax rates and laws that have been enacted or substantively enacted by the year end and that are expected to apply to the reversal of the timing difference.

Unrelieved tax losses and other deferred tax assets are recognised only to the extent that it is probable that they will be recovered against the reversal of deferred tax liabilities or other future taxable profits.

NOTES TO THE FINANCIAL STATEMENTS - continued  
FOR THE YEAR ENDED 31 DECEMBER 2016

2. ACCOUNTING POLICIES - continued

**Hire purchase and leasing commitments**

Rentals paid under operating leases are charged to profit or loss on a straight line basis over the period of the lease.

**Pension costs and other post-retirement benefits**

The company operates a defined contribution pension scheme. Contributions payable to the company's pension scheme are charged to profit or loss in the period to which they relate.

3. EMPLOYEES AND DIRECTORS

The average number of employees during the year was 19.

4. INTANGIBLE FIXED ASSETS

	Goodwill £
<b>COST</b>	
At 1 January 2016 and 31 December 2016	30,000
<b>AMORTISATION</b>	
At 1 January 2016	16,250
Charge for year	3,750
At 31 December 2016	20,000
<b>NET BOOK VALUE</b>	
At 31 December 2016	10,000
At 31 December 2015	13,750

5. TANGIBLE FIXED ASSETS

	Plant and machinery £	Fixtures and fittings £	Motor vehicles £	Computer equipment £	Totals £
<b>COST</b>					
At 1 January 2016	40,990	23,471	19,405	2,626	86,492
Additions	5,726	-	-	7,764	13,490
At 31 December 2016	46,716	23,471	19,405	10,390	99,982
<b>DEPRECIATION</b>					
At 1 January 2016	38,058	23,252	14,538	1,584	77,432
Charge for year	1,538	165	3,056	266	5,025
At 31 December 2016	39,596	23,417	17,594	1,850	82,457
<b>NET BOOK VALUE</b>					
At 31 December 2016	7,120	54	1,811	8,540	17,525
At 31 December 2015	2,932	219	4,867	1,042	9,060

NOTES TO THE FINANCIAL STATEMENTS - continued  
FOR THE YEAR ENDED 31 DECEMBER 2016

<b>6. DEBTORS: AMOUNTS FALLING DUE WITHIN ONE YEAR</b>		
	2016	2015
	£	£
Trade debtors	9,884	15,228
Prepayments and accrued income	10,538	11,743
	<u>20,422</u>	<u>26,971</u>
<b>7. CREDITORS: AMOUNTS FALLING DUE WITHIN ONE YEAR</b>		
	2016	2015
	£	£
Hire purchase contracts (see note 9)	575	2,300
Trade creditors	18,606	13,286
Corporation tax	6,510	10,217
Social security and other taxes	21,197	17,509
Directors' current accounts	250	250
Accrued expenses	3,071	1,698
	<u>50,209</u>	<u>45,260</u>
<b>8. CREDITORS: AMOUNTS FALLING DUE AFTER MORE THAN ONE YEAR</b>		
	2016	2015
	£	£
Hire purchase contracts (see note 9)	-	574
Other creditors	16,904	16,904
	<u>16,904</u>	<u>17,478</u>
<b>9. LEASING AGREEMENTS</b>		
Minimum lease payments fall due as follows:		
	Hire purchase contracts	
	2016	2015
	£	£
Net obligations repayable:		
Within one year	575	2,300
Between one and five years	-	574
	<u>575</u>	<u>2,874</u>
	Non-cancellable operating leases	
	2016	2015
	£	£
Between one and five years	<u>10,854</u>	<u>-</u>



**NOTES TO THE FINANCIAL STATEMENTS - continued  
FOR THE YEAR ENDED 31 DECEMBER 2016**

**10. SECURED DEBTS**

The following secured debts are included within creditors:

	2016	2015
	£	£
Hire purchase	<u>575</u>	<u>2,874</u>

**11. RESERVES**

	Profit and loss account £
At 1 January 2016	(1,095)
Profit for the year	34,624
Dividends	<u>(25,000)</u>
At 31 December 2016	<u>8,529</u>

**12. RELATED PARTY DISCLOSURES**

At the year end, M S Baker (the Company Secretary) was owed £16,904 (2015: £16,904) from the company and J P Tracey was owed £250 (2015: £250).

J P Tracey received dividends of £14,000 and P A Baker received dividends of £11,000 during the year (2015: £15,500 each).