

UK Conference and Meeting Survey York 2018

876,000 delegates
+20% vs 2017
(-12% vs 5 years ago)

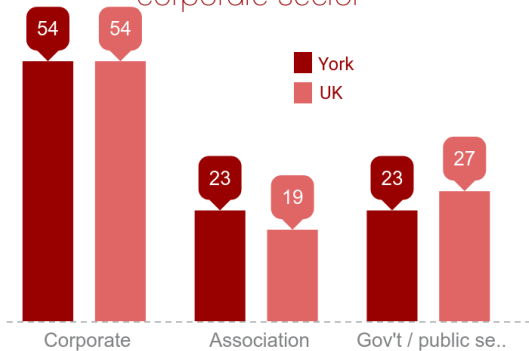


£141.4m delegate spend
+14% vs 2017
(-7% vs 5 years ago)

Of which, 8,300 are accompanying partners

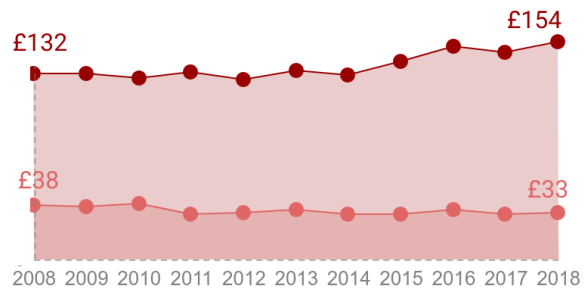
Of which, £1.5m is leisure extension spend

77% of York's events were organised by the association and corporate sectors, with the majority booked by the corporate sector



Nationally the proportion of bookings by sector is skewed towards the corporate and public sectors, with a lower proportion of bookings from associations

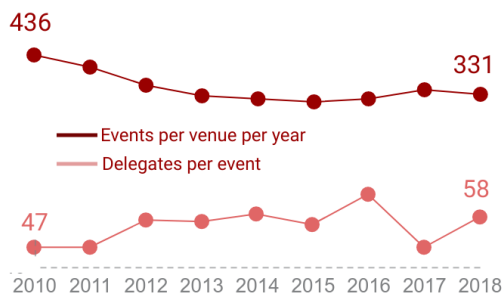
Ave DDR = £33
Ave 24 hr DR = £154



24 hr rates in York are at a 10 year high and are 8% above the national average

Daily delegate rates in York are very slightly up on last year, now at £33

The number of events per venue appears to be stabilising after continuously declining for several years

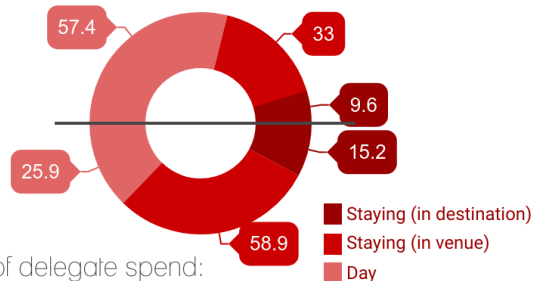


The number of delegates per event has returned to the levels seen between 2012 and 2015, after a couple of years of fluctuation

38% of events in York are residential, involving a stay in either the venue or destination

Ave length of stay was 1.8 days for those events involving a stay in venue and 1.4 days overall (very slightly down on 2017)

% of delegate days:



% of delegate spend:

Source: UK Conference and Meetings Survey, York, 2018
By RJS Associates Ltd

Report prepared by Zoe Rawson MMRS, Senior Research and Insight Executive, Make It York, zoe.rawson@makeityork.com 01904 554459