

PHOENIX 2

90m Lurssen 2010 (2019)



CECIL WRIGHT

PHOENIX 2

BUILDER: LURSSSEN

YEAR BUILT: 2010 (2019)

LOA: 90M

PRICE: €124,950,000 EU VAT PAID

[CLICK HERE TO VIEW VIRTUAL TOUR](#)

[CLICK HERE TO VIEW VIDEO](#)



Upper Deck Salon



Owner's Stateroom



Owner's Stateroom



Owner's Stateroom



Owner's Stateroom Bathroom



Owner's Stateroom Bathroom



Owner's Study / Salon



Owner's Study / Salon



Owner's Study / Salon



Guest Cabin



Guest Cabin Bathroom



Guest Cabin



Guest Cabin



Guest Cabin



Guest Cabin



Guest Cabin Bathroom



Guest Cabin



Guest Cabin



Guest Cabin



Main Staircase / Elevator



Elevator



Main Salon



Dining Area



Piano Lounge



Cinema Room



Gym



Spa



Spa



Exterior Decks



Exterior Decks



Exterior Decks



Exterior Decks



Exterior Decks



Exterior Decks



Exterior Decks



Exterior Decks



Exterior Decks



Exterior Decks



Exterior Profile



Exterior Profile



Exterior Profile

Specifications

Construction

STEEL HULL, ALUMINIUM SUPERSTRUCTURE, TEAK LAID DECKS

Main Specification

GENERAL

NAME:	PHOENIX 2
BUILDER:	LURSSSEN YACHTS, GERMANY
YEAR BUILT (& REFIT YEARS):	2010 (2019)
TYPE:	FULL DISPLACEMENT, TWIN SCREW DIESEL MOTOR YACHT
CLASSIFICATION:	LLOYDS +100A1, SSC YACHT (P)MONO + LMC, G6 UMS
FLAG:	MALTA
EXTERIOR DESIGNER:	ANDREW WINCH, UK
NAVAL ARCHITECT:	LURSSSEN YACHTS, GERMANY
INTERIOR DESIGNER:	ANDREW WINCH, UK

Capacities

ECONOMICAL SPEED:	12 KNOTS (APPROX. 300 LITRES/80 US GALLONS PER HOUR)
CRUISING SPEED:	14 KNOTS (APPROX. 520 LITRES/137 US GALLONS PER HOUR)


MAXIMUM SPEED:	18 KNOTS (APPROX. 1,000 LITRES/265 US GALLONS PER HOUR)
RANGE:	4,700 NM @ 12 KNOTS CALCULATED WITH 5% SEA MARGIN & 10 % ARRIVAL CONDITION
FUEL CAPACITY:	205,000 LITRES (APPROX. 54,155 US GALLONS)
FRESH WATER CAPACITY:	41,760 LITRES (APPROX. 11,031 US GALLONS)
BLACK WATER CAPACITY:	10,520 LITRES (APPROX. 2,779 US GALLONS)
GREY WATER CAPACITY:	16,780 LITRES (APPROX. 4,432 US GALLONS)
LUBE OIL CAPACITY:	7,470 LITRES (APPROX. 1,973 US GALLONS)
FUEL CONSUMPTION:	300 LITRES PER HOUR @ 12.0 KTS ECONOMICAL SPEED 520 LITRES PER HOUR @ 14.0 KTS CRUISING SPEED 1,000 LITRES PER HOUR @ 18.0 KTS TOP SPEED

Dimensions

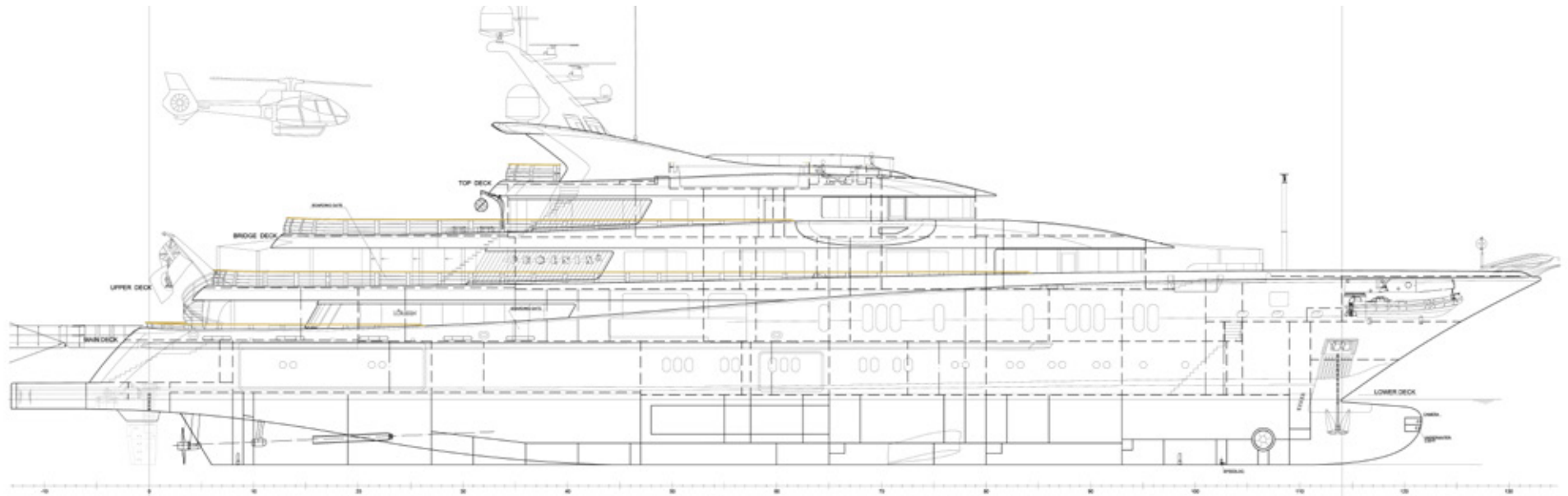
LENGTH O. A:	90.0M / 295' 3"
LENGTH W. L:	68.4M / 224' 4"
BEAM:	13.8M / 45' 3"
DRAFT:	FULL LOAD: 3.85M / 12' 6"
GROSS TONNAGE:	2,667 GT

SLEEPING	
GUESTS:	14 GUESTS IN 7 CABINS
CREW:	28

General Arrangement

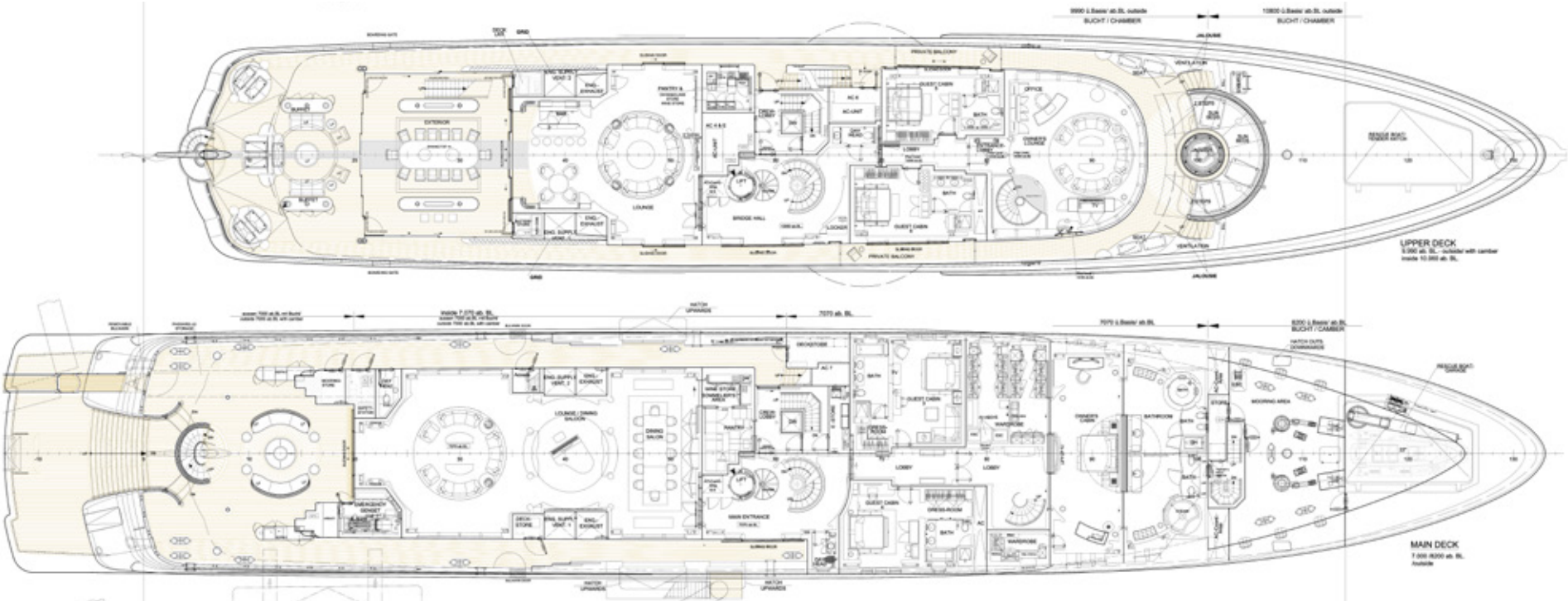


General Arrangement

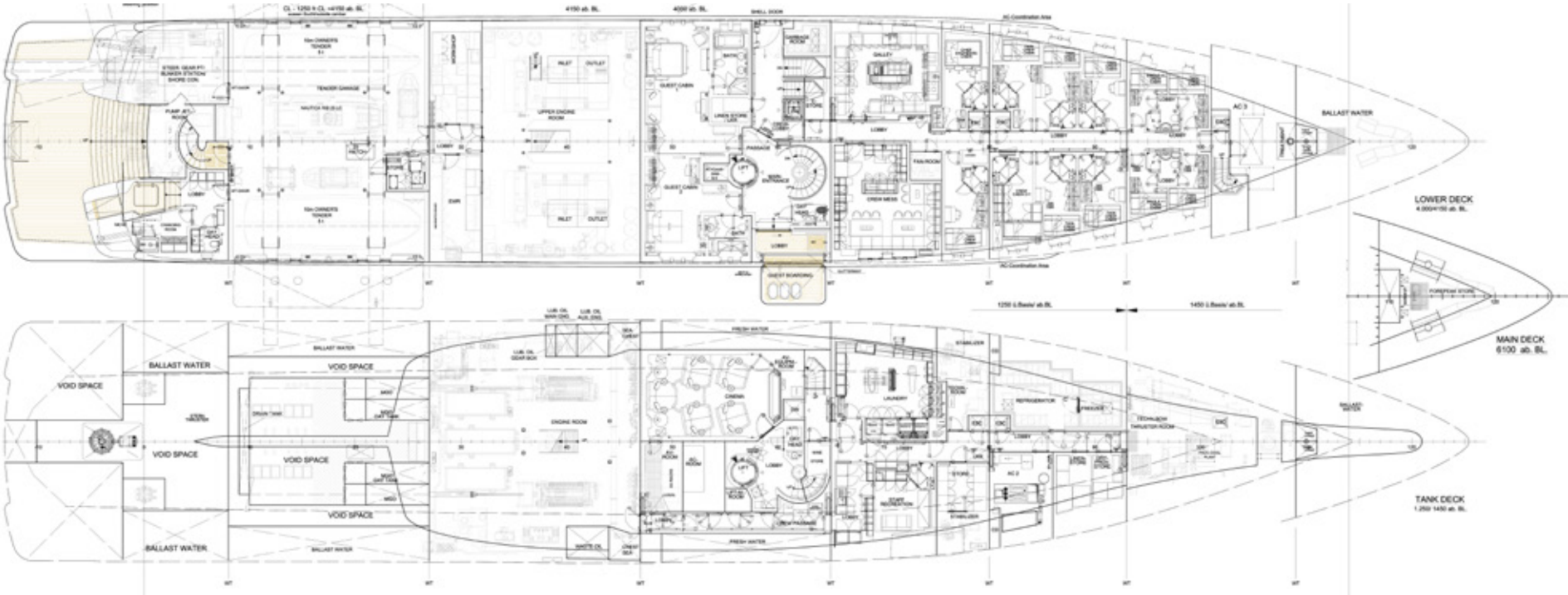




General Arrangement



General Arrangement



CECIL WRIGHT

LONDON

73 St James's Street
London
SW1A 1PH
Tel: +44 20 7408 1001

MONACO

Le Beau Rivage
9 avenue d'Ostende
MC 98000 Monaco
Tel: +377 97 98 76 60

JERSEY

The Coach House
Waldegrave
Jersey JE3 8BA
Tel: +44 20 7408 1001