

What you can see and do

Escape to Fell Foot all year round. Easily access the water to swim and paddle, or connect with nature in the meadows. The Boathouses provide an insight into the past, whilst the outdoors give you the freedom to play and relax whatever the season.

Fell Foot Active Base

This hub enables you and your family to enjoy the great outdoors to the full.

Enjoy:

- spacious changing rooms
- secure lockers
- hot showers
- Clubhouse available for hire

Grab an Active Pass for as little as £2 per day.



Your donations make a difference

Simply by visiting this special place you are helping support our work. Additionally there are many other ways you can support us too:

- Leave a donation
- Become a National Trust member
- Give your time as a volunteer

Every penny goes towards keeping Fell Foot open forever, for everyone.

Contact us

Fell Foot, Newby Bridge, Cumbria LA12 8NN

By phone: 015395 31273

By email: fellfoot@nationaltrust.org.uk



[facebook.com/NTFellFoot](https://www.facebook.com/NTFellFoot)



[@NTFellFoot](https://twitter.com/NTFellFoot)

For Active Base enquiries please contact:

Fellfootactive@nationaltrust.org.uk

Photographs © National Trust Images/Chris Lacey



Fell Foot

The Lakes



Discover more at the Boathouses



Lakeside walk



Outside seating



Northern boathouse film



Boat shed



Boathouse Café

Cafe open all year
excluding 25 Dec.



Ice-Cream Parlour (Apr-Sept)



Rowboat and kayak hire
March-October



Viewing Deck



Staff only



Cobbled Courtyard

Pinetum and meadows

Ramp

























Active Base,
and site office



Quiet spaces

Our wildflower meadow and Pinetum are the perfect places to escape.

Key

| | | | | | |
|---|-------------------------|---|-----------------------------|---|---|
|  | National Trust land |  | Ornamental meadow |  | Site office |
|  | Conservation areas |  | View point |  | Active base |
|  | Non National Trust land |  | Dog Bin |  | Staff only |
|  | Parking |  | Moderate gradient |  | Boat channel |
|  | Accessible parking |  | Steep gradient |  | Shallow waters |
|  | Bus stop |  | Number of steps |  | Toilets |
|  | Ferry |  | Lakeside walk 0.8km/20 mins |  | Accessible toilet |
|  | Specimen trees |  | Meadow walk 2.7km/45 mins |  | Accessible changing place |
| | | | | | Additional toilets and Changing Places facility are located in the Boathouses. See reverse for locations. |

Access

Our most accessible route is the Lakeside walk highlighted in orange on this map. Follow this route towards the Boathouses to find the Changing Places facility. You can also borrow our all-terrain wheelchair for easier access around the park.

Just ask, we're happy to help.

