



AlfaBlue Junior AG

Air-cooled condensers – commercial range

General information & application

AlfaBlue Junior is a competitive condenser line that offers excellent performance, allowing easy installation on site and an outstanding integration with other components. Highly efficient fan motors combine excellent sound characteristics and low energy consumption. AlfaBlue Junior AG condensers can be used in commercial refrigeration and A/C installations. Stock units available.

Refrigerants	all H(C)FC
Capacities*	5.2 up to 240.7 kW

* Nominal capacities ($T_{air} = 25^{\circ}\text{C}$, $T_{cond} = 40^{\circ}\text{C}$, $T_{subcool} < 3\text{K}$, $T_{superheating} = 25\text{K}$)

Finned coil

Innovative coil design manufactured from Cu tubes and corrugated aluminium turbo fins. Standard fin spacing 2.1 mm. Each heat exchanger is leak tested with dry air and finally supplied with a nitrogen pre-charge.

Construction

Patented coil frame design allowing thermal expansion and offering protection against vibration (f.i. during transportation). Corrosion resistant casing material, coated RAL9002. Separated fan sections.

Fans

High efficiency AC or EC fans with innovative polymeric fan blades and low power consumption. Available in three fan diameters 350, 500 & 630 mm, different power supplies (230/50-60/1, 400/50-60/3) and four noise levels. Protection class IP 54 according to DIN 40050.

AC motors are fitted with integrated thermo contacts to provide reliable protection against thermal overload (terminals in the box). Motors may be wired to one or more common terminal boxes.

AlfaBlue Junior AGH

A special range of high pressure condensers (design pressure 45 barg) is available with circuiting design optimized for refrigerant R410A. This AGH range has been specifically developed for AC applications and may be tailor made for OEM use.



AlfaBlue Junior AG

Packing

All units are packed and shipped in horizontal airflow position. AlfaBlue Junior 351, 352, 353, 501 & 502 units are mounted on a wooden pallet and covered with a sturdy cardboard box. All other models are mounted on a wooden pallet, wrapped with plastic foil and covered with an open crate.

Options

- Switch on/off (SW)
- Terminal box for electric power connection (CB)
- Fan speed control 230/1 and 400/3 (FP)
- Coil options:
 - Epoxy coated fins (EP)
 - Fins seawater resistant aluminium alloy (SWR)
 - Copper fins (CU)
 - Blygold treatment (BY)
 - F-coat treatment (FC)
 - Industrial fins (IF)
 - Fin spacing 2.5 mm. Other fin spacings on request.
- Vibration dampers (VD)
- End covers (CV)
- Mounting feet kit for vertical airflow

Benefits

- Reduced refrigerant charge.
- Energy efficient.
- Easy installation & maintenance.



AlfaBlue Junior AG

Dimensions

AG(H)		Dimensions mm*						
type	fans	L1	H1	W1	L2	H2	W2	
351	1	820	600	548	820	529	390	
352	2	1420	600	548	1420	529	390	
353	3	2020	600	548	2020	529	390	
354	2x2	1465	713	1047	1465	1031	450	
356	2x3	2065	713	1047	2065	1031	450	
358	2x4	2665	713	1047	2665	1031	450	
501.1	1	1165	890	899	1165	826	512	
502.1	2	2065	890	899	2065	826	512	
503.1	3	2965	890	899	2965	826	512	
504.1	4	3865	890	899	3865	826	512	
631.1	1	1265	1204	1102	1265	1036	760	
632.1	2	2265	1204	1102	2265	1036	760	
633.1	3	3265	1204	1102	3265	1036	760	
634.1	4	4265	1204	1102	4265	1036	760	
635.1	5	5265	1204	1102	5265	1036	760	
636.1	6	6265	1204	1102	6265	1036	760	

* Full dimensional details in instruction manual & website

Customization (on request)

- Split circuits (50/50 %)
- Sub-cooling circuit
- Reverse setup (fitted with blow through fans, for high air-in temperature applications)
- Heat pump application

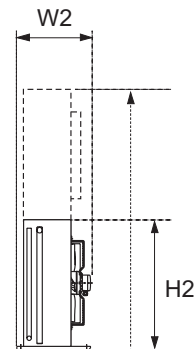
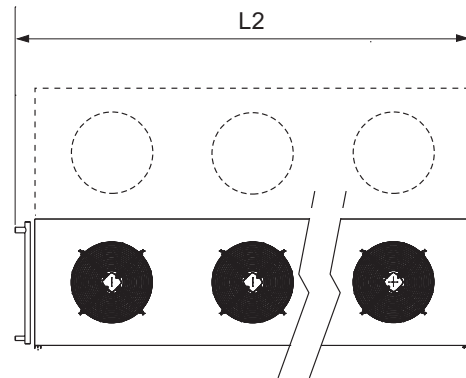
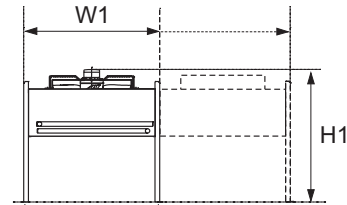
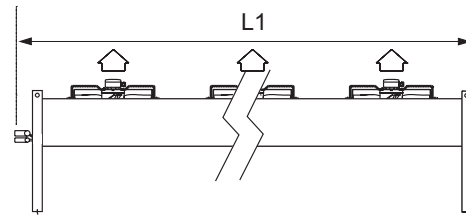
Design pressure

Design pressure 33 barg, 45 barg for AGH. Higher design pressures on request.

Code description

AG	HS(E)	35	2.2	A	S	H	/	B	O	*	-	AL	2.1	CU	R	410A	*
1	2	3	4	5	6	7	8	9	10	11		12	13	14	15	16	

- AlfaBlue Junior condenser
- High pressure range for R-410A
- Sound level/fan code: S=standard, L=low, Q=quiet, R=residential, E=EC fan motor
- Fan diameter (35=350, 50=500 mm, 63=630 mm)
- Number of fans (1 to 8)
- Version number
- Tube rows code (A, B, C)
- Phases (S=1 phase, D=3 phases)
- Units are suitable for both horizontal and vertical airflow (mounting feet kit required for vertical airflow setup).
- Transport packing (BO=box, CR=crate)
- Options
- Fin material/coating (AL=aluminium, IF=industrial fins, SWR=AlMg2.5, CU=Copper, EP=epoxy coated alu, FC=F-coat, BY=Blygold)
- Fin spacing (2.1 mm, 2.5 mm)
- Tube material (CU=copper)
- Refrigerant (for H-execution only)
- Option codes



Selection

Selection and pricing is to be performed with our Alfa Laval air heat exchanger selection software. Please contact our sales organization for details and full technical documentation.

Certifications

Eurovent certified performance applies to models included in the scope of the programme. The Alfa Laval quality system is in accordance with ISO 9001. All products are manufactured according to PED.



AHE00028EN 1703

Alfa Laval is a trademark registered and owned by Alfa Laval Corporate AB. Alfa Laval reserves the right to change specification without prior notification.

How to contact Alfa Laval

Up-to-date Alfa Laval contact details for all countries are always available on our website at www.alfalaval.com