

Farms/ Growing and Pets


EYFS Home Learning - Knowledge Organiser Summer 1

Texts we will be focusing on :








Jack and the beanstalk



Farmer Duck



Key Vocabulary

grow		Getting bigger, increasing in size
plant		To put a seed, bulb or plant in the ground to grow
stem		The stalk that supports the fruit, flower or leaves of a plant
root		Part of the plant that goes underground to support the plant and to send water up to the plant
harvest		Gathering of crops
selfish		Only thinking of yourself
lazy		Not doing much work

Each activity to be completed over the half term, they can be done in any order. Work can be submitted through the portfolio section on Dojo as a photo or video and any creations can be brought in to share with the class.

CLL- Communica- tion and language	PSED- Personal, Social and emotional development	PD- Physical development	Literacy- reading and writing	Maths	UTW- understand- ing the world	EAD- Expressive arts and design
<p>Think about your favorite foods and talk to your adults about where that food might come from?</p> <p>Chips- potato Beef burger- cow Pasta- wheat</p>	<p>Play a turn taking game with someone in your house, what are the rules, take turns and share.</p>	<p>Make an obstacle course in the garden or at the park. Can you go up, over, under, through, Can you move in different ways, balance, hop, skip, jump?</p>	<p>Write some facts about growing. Plants have roots. Seeds need water. Sun makes plants grow etc</p>	<p>Use objects in the house, to make some addition sums and write down the number sentence.</p>	<p>Plant some seeds in a pot or in the garden and look after it, water and look for growth.</p>	<p>Go on a walk and collect some natural materials, leaves, petals, sticks and create a picture.</p>