



The  
Rivers  
Trust

## Lesson 3

# Rivers and the water cycle



With thanks to:



Illustrations © The Adventures of Scout 2025

## Starter Task:

What is this Showing?




Label the main features on the diagram:

Sea, clouds, rain, river, sun, evaporation, mountains



Why is it called this and where is the start?

a)




b)



c)



f)



g)

d)

e)



## Know:

What the water cycle is

## Understand:

How rivers link to the water cycle

## Apply:

Create the water cycle



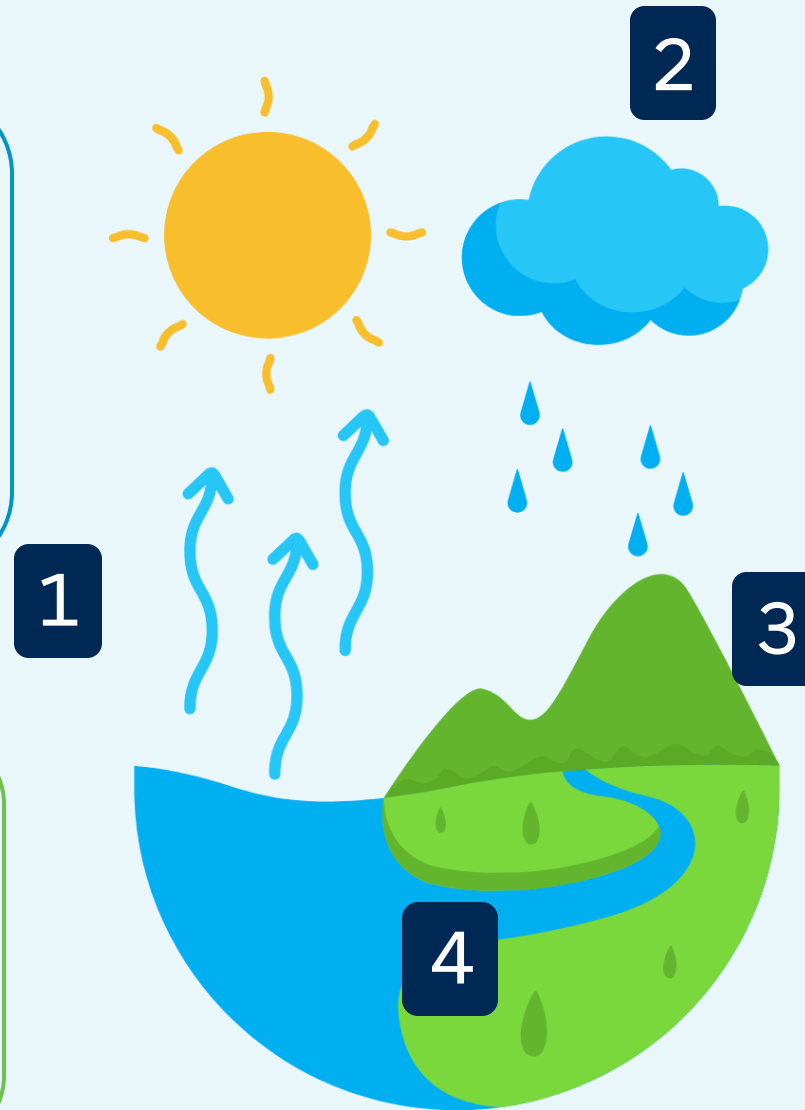
# The water cycle:

Sort the stages of the water cycle into order (match the letters and numbers):



How important are the rivers in the water cycle?

Where else could water land and how does it get into rivers?



a) Water falls from the clouds as rain

b) Water flows in the river to the sea and ocean

c) Water falls onto the land and flows into rivers

d) Water lifts (evaporates) into the sky to form clouds


## Water cycle features and rivers:

Label the main **features** of the **water cycle** that you can see here at the river source. Add a description for what happens at each feature.

Sun, clouds, rain, river, sea, mountains, evaporation



1. What happens to the water that falls on Scout's umbrella?
2. Label any other features that you see, are they natural or manmade?



# Get Creative:

Imagine you are a rain drop, what is your journey through the water cycle? Create your story and include the key features:



Sun, clouds,  
rain, river,  
sea,  
mountains,  
evaporation



What happens if the water cycle changes e.g. if we get more rain? What role do the grass and trees play?

# How do humans affect rivers and the water cycle?



How many differences can you spot?



How have humans affected the water cycle? Can we reduce our impact?



Describe the stages of the water cycle using this image.

Can you add the following:  
Sun, clouds, rain, river, sea, mountains, evaporation, trees, farming, towns, roads



If you were a raindrop, which stage of the water cycle would you like to be in and why?





The  
Rivers  
Trust

## Lesson 3

# Rivers and the water cycle



With thanks to:



Illustrations © The Adventures of Scout 2025