

- NOTES CONTINUED:
- ALL FENCING TO BE INSTALLED WITHIN VICINITY OF EXISTING TREES SHALL BE INSTALLED IN ACCORDANCE WITH MEASURES SET OUT IN THE ARBORICULTURAL METHOD STATEMENT.
 - REFER TO SERIES 500 FOR DRAINAGE DITCH LOCATIONS, ASSETS AND CULVERT INTERFACES.
 - REFER TO SERIES 3000 FOR ENVIRONMENTAL LANDSCAPE DESIGN.
 - REFER TO STRUCTURES DRAWINGS: HE551519-SWE-SSP-ZZ-DR-CB-50100 & 50101 FOR DETAILS OF CLOSE BOARDED FENCING DESIGN AND FOUNDATION DETAIL ARRANGEMENTS.
 - THE CONTRACTORS ATTENTION IS DRAWN TO THE PRESENCE OF UNDERGROUND AND OVERGROUND UTILITY APPARATUS AT THE SITE. AS WELL AS THE POSSIBILITY OF UNCHARTERED UTILITY APPARATUS. THE IDENTIFICATION OF UTILITIES IS THE RESPONSIBILITY OF THE CONTRACTOR.
 - GALVANISED STEEL GUARDRAIL IN ACCORDANCE WITH MCX 0138.

- NOTES
- ALL DIMENSIONS ARE IN METRES UNLESS OTHERWISE STATED.
 - NO TEMPORARY FENCING TO BE INCLUDED AS PART OF THIS DESIGN.
 - REFER TO DOCUMENT HE551519-SWE-HFE-ZZ-SP-CH-50001 FOR 300 SERIES SPECIFICATION APPENDICES, INCLUDING LIST OF HCD REFERENCES (APPENDIX 3/1 FENCING, GATES AND STILES).
 - REFER TO RESPECTIVE BRIDGES, REINFORCED SOIL WALLS & CULVERTS GENERAL ARRANGEMENT DRAWINGS:
HE551519-SWE-SBR-B01-DR-CB-50100 & 50101,
HE551519-SWE-SBR-B02-DR-CB-50100,
HE551519-SWE-SBR-B03-DR-CB-50110 & 50111,
HE551519-SWE-SBR-B04-DR-CB-50110 & 50111,
HE551519-SWE-SBR-B05-DR-CB-50110 & 50111,
HE551519-SWE-SSP-ZZ-DR-CB-50020 TO 50029,
HE551519-SWE-SBR-C01-DR-CB-50100,
HE551519-SWE-SBR-C02-DR-CB-50100,
HE551519-SWE-SMN-C03-DR-CB-50001,
HE551519-SWE-SMN-C04-DR-CB-50001 TO 50003,
HE551519-SWE-SMN-C05-DR-CB-50001,
HE551519-SWE-SMN-C06-DR-CB-50001,
HE551519-SWE-SRW-R04-DR-CB-50100 TO 50105,
HE551519-SWE-SRW-R05-DR-CB-50100,
HE551519-SWE-SRW-R06-DR-CB-50100,
HE551519-SWE-SRW-R07-DR-CB-50100,
HE551519-SWE-SRW-R09-DR-CB-50001,
HE551519-SWE-SRW-R10-DR-CB-50001.

- KEY TO SYMBOLS
- RED LINE BOUNDARY
 - PROPOSED CLOSE BOARDED FENCE
 - PROPOSED POST AND 4 RAIL FENCE (H3)
 - PROPOSED GALVANIZED STEEL GUARD RAIL (MCX 0138)
 - PROPOSED DEER FENCE WITH MESH (H40 TYPE 5)
 - PROPOSED POST AND WIRE DEER FENCE (H5)
 - PROPOSED CHAIN LINK DEER AND OTTER FENCE (H48 TYPE 7)
 - PROPOSED GATE
 - PROPOSED DEER GRID
- GATE TYPES:
- SS(1/2) STEEL SINGLE FIELD GATE (2 SIZES) (H17)
 - SD(1/3) STEEL DOUBLE FIELD GATE (2 SIZES) (H20/H17)
 - OD WITH OTTER AND DEER CONTAINMENT
 - D WITH DEER CONTAINMENT
 - TWG TIMBER WICKET GATE (H23)

| | | | | | |
|-----|----------|-------------------------------------|--|--|--|
| | | | | | |
| | | | | | |
| | | | | | |
| | | | | | |
| | | | | | |
| | | | | | |
| | | | | | |
| | | | | | |
| | | | | | |
| | | | | | |
| P01 | 05/11/21 | FIRST ISSUE | | | |
| P02 | 02/02/22 | UPDATED FOLLOWING GRAHAM'S COMMENTS | | | |
| P03 | 07/04/22 | UPDATE FOLLOWING RECEIVED COMMENTS | | | |
| REV | DATE | REVISION NOTE | | | |

DESIGNER

SWECO

CONTRACTOR

GRAHAM

CLIENT

**highways
england**

PROJECT TITLE

M25 JUNCTION 28 IMPROVEMENTS

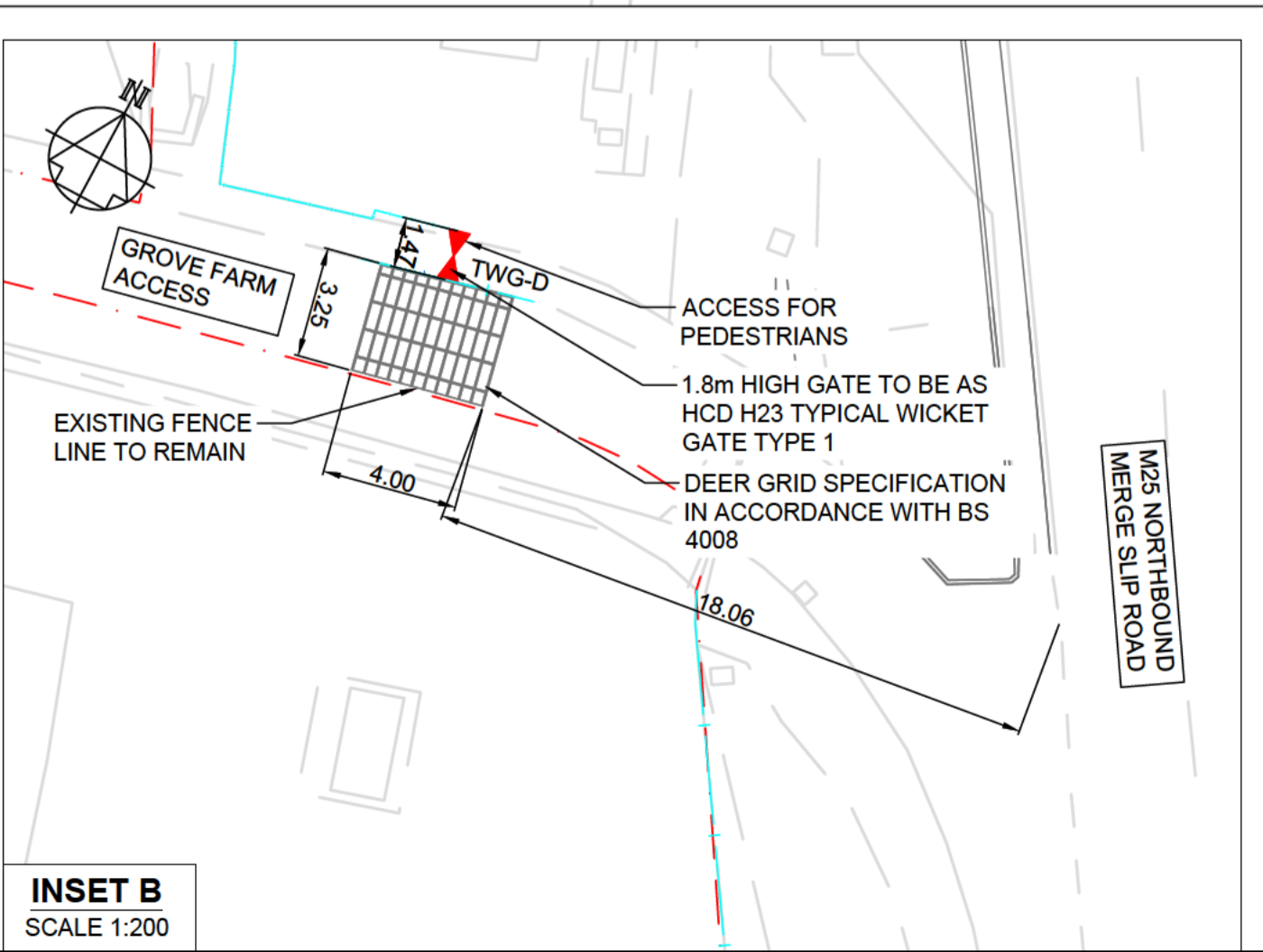
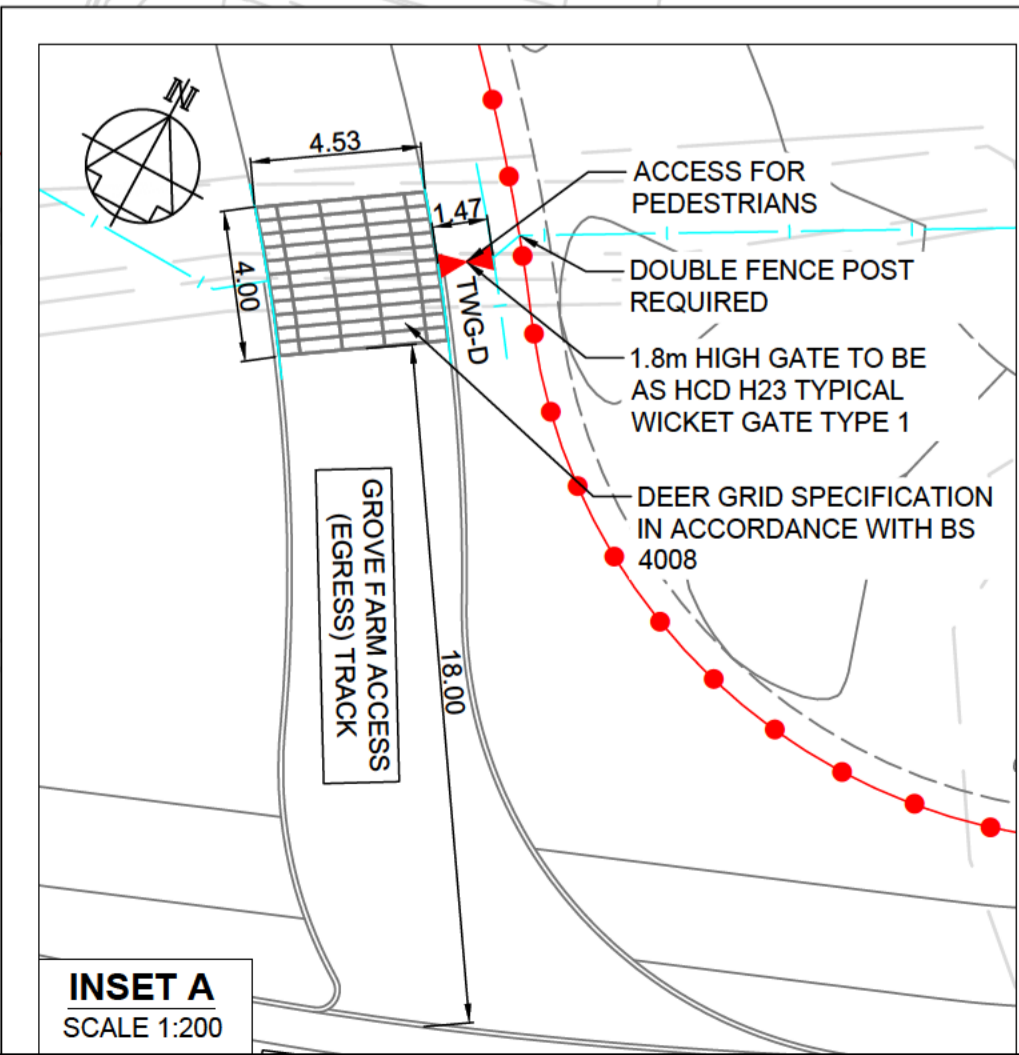
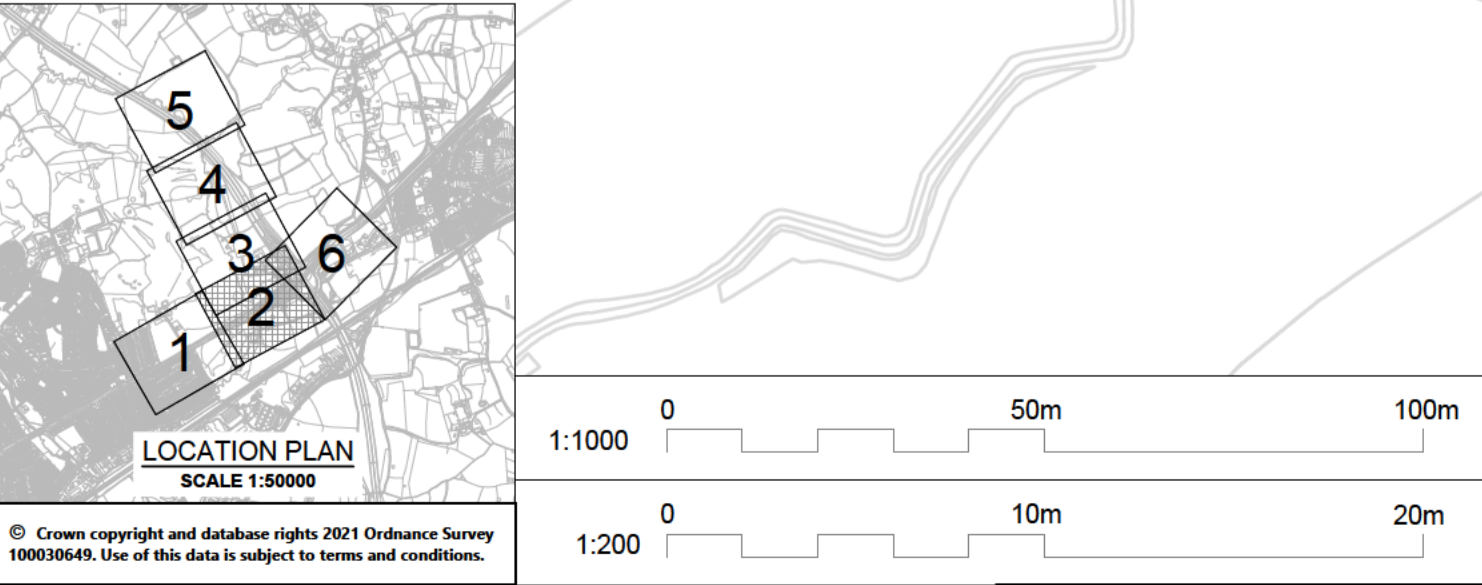
PROJECT STAGE

PCF STAGE 5

DRAWING TITLE

**FENCING DESIGN
SHEET 2 OF 6**

| | | | |
|---------------------------------|--------|--------|----------|
| SUITABILITY | | | |
| SUITABLE FOR REVIEW & COMMENT | | | |
| SHEET SIZE | SCALE | STATUS | REVISION |
| A1 | 1:1000 | S3 | P03 |
| DRAWING NUMBER | | | |
| HE551519-SWE-HFE-ZZ-DR-CH-50002 | | | |



IMPORTANT

SAFETY, HEALTH & ENVIRONMENTAL INFORMATION

TO BE READ IN CONJUNCTION WITH HAZARD REGISTER
DOC. REF: HE551519-SWE-GHS-ZZ-RA-ZS-50001

HAZARD REF AND BRIEF DESCRIPTION OF HAZARD:-
HAZARD REF BRIEF HAZARD DESCRIPTION

| | |
|-----------|---|
| HAZ-C-042 | PRESENCE OF LIVE HP CADENT GAS MAIN BENEATH A12 DIVERGE EMBANKMENT. |
| HAZ-C-101 | UNDERGROUND ELECTRICITY. |
| HAZ-C-103 | UNDERGROUND WATER (CLEAN). |
| HAZ-C-107 | UNDERGROUND BPA FUEL. |
| HAZ-C-108 | OVERHEAD ELECTRICITY. |
| HAZ-C-109 | OVERHEAD TELECOMS. |
| HAZ-C-999 | NUMEROUS EXISTING SERVICES WITHIN VERGE. |