

Securing loads...

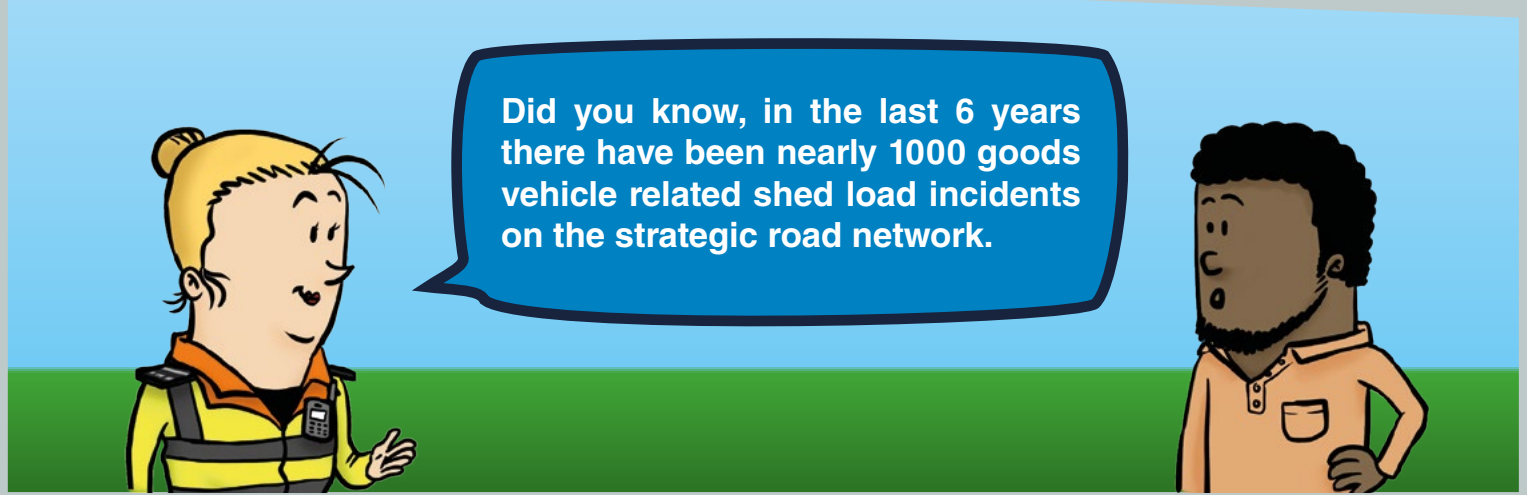
on flat bed vehicles



Unsafe loads on vehicles injure more than 1,200 people a year and cost UK businesses millions of pounds in damaged goods.

If you don't load your vehicle properly, the load could:

- slide forwards or backwards
- slide sideways
- topple over or fall
- bounce out

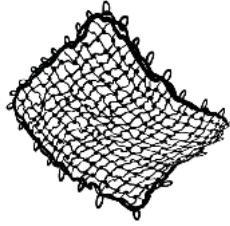


Did you know, in the last 6 years there have been nearly 1000 goods vehicle related shed load incidents on the strategic road network.

Some ways you could secure your loads...



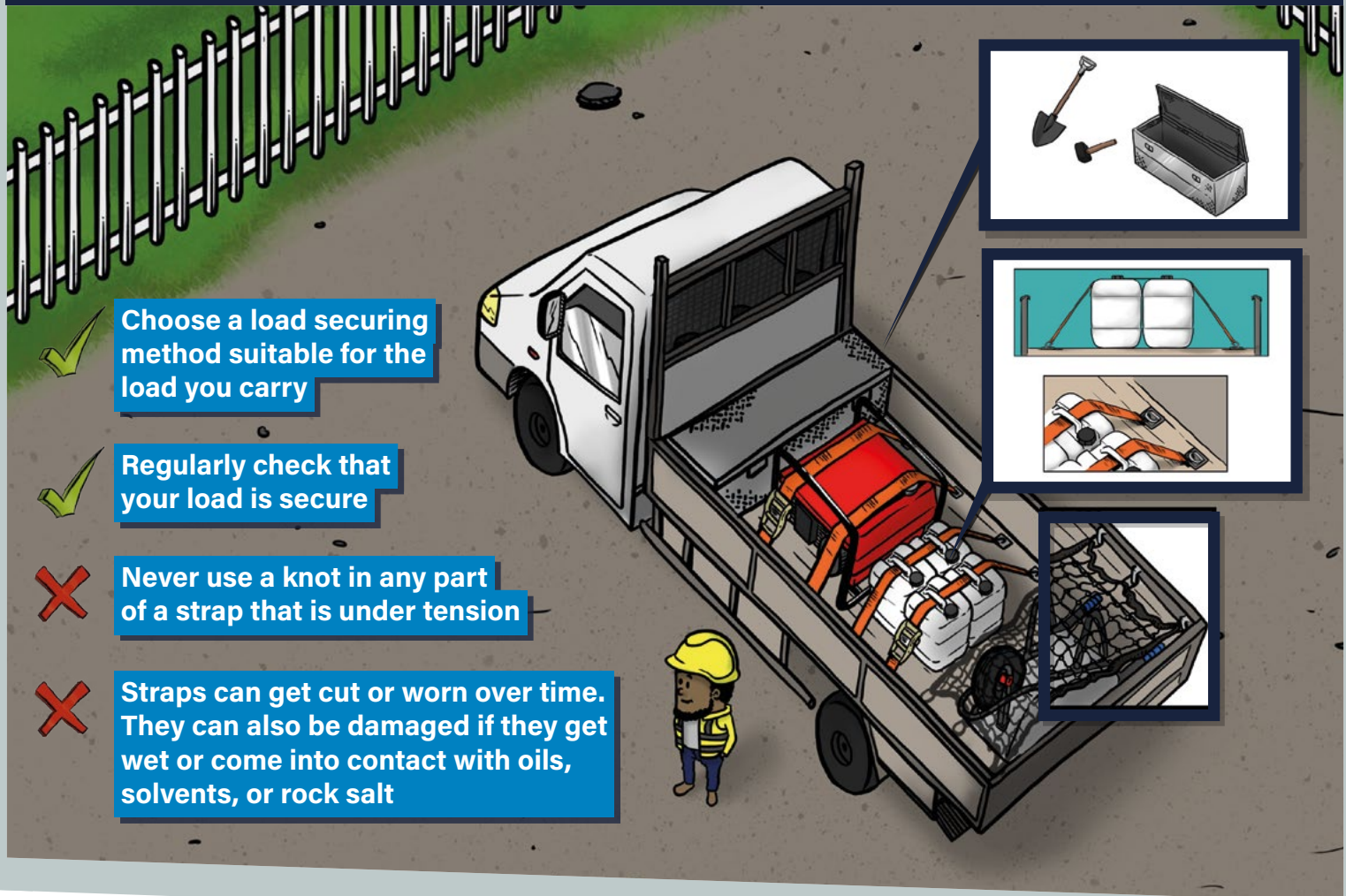
Ratchet straps



Netting or tarpaulin



Storage box



✓ **Choose a load securing method suitable for the load you carry**

✓ **Regularly check that your load is secure**

✗ **Never use a knot in any part of a strap that is under tension**

✗ **Straps can get cut or worn over time. They can also be damaged if they get wet or come into contact with oils, solvents, or rock salt**



It's a legal requirement in the Road Traffic Act for the driver and anyone who causes or permits the vehicle to be on the road to make sure that the load is secure.

For more information on load security please use this search term or scan the QR code.

'DVSA load security'



TRL Working on behalf of National Highways