




Unsafe loads on vehicles injure more than 1,200 people a year and cost UK businesses millions of pounds in damaged goods.

If you don't load and secure the load properly, the load could:

- Slide around the vehicle bed and distract the driver
- Fall over or come off of the vehicle onto the road and in the path of oncoming traffic

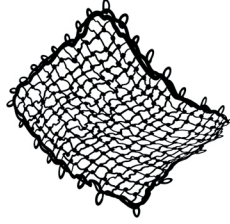


Did you know, that from 2020 there have been over 1,500 goods vehicle related shed load incidents on the strategic road network?

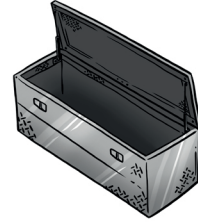
# Some ways you could secure your loads...



Ratchet straps



Netting or tarpaulin



Storage box



Regularly check your load securing equipment is in good condition and replace it if damaged or worn out.



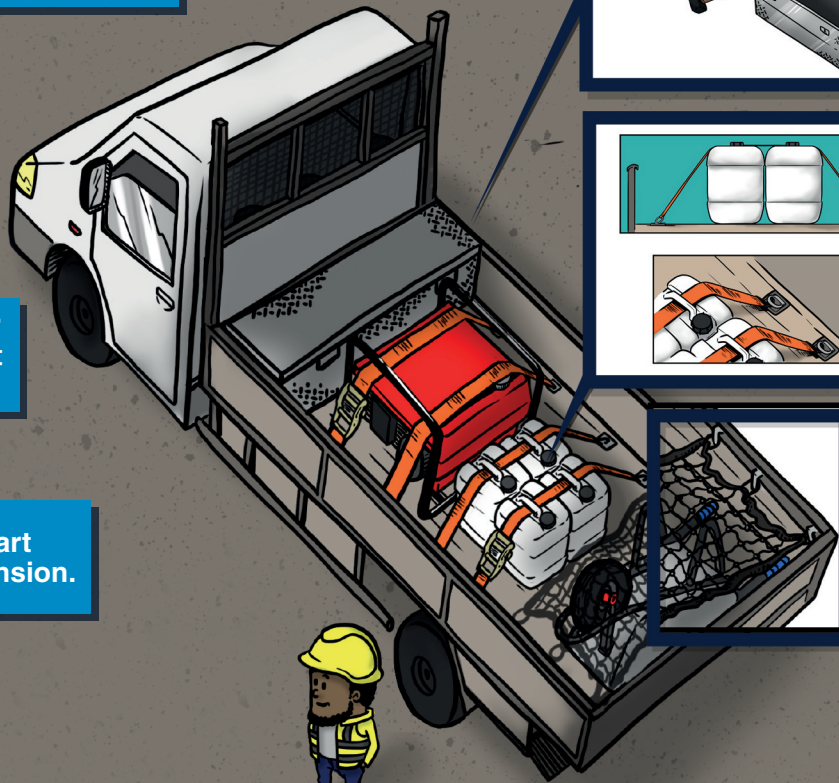

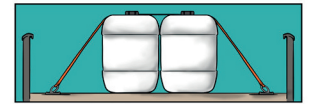
Choose a load securing method suitable for the load you carry.



Regularly check that your load is secure throughout your journey.



Never use a knot in any part of a strap that is under tension.



Everyone involved in loading a vehicle or managing a transport operation is responsible for making sure the load is safely loaded, secure during transport and safely unloaded.

For more information on load security please use this search term or scan the QR code.

'DVSA load security'



**TRL** Working on behalf of National Highways