

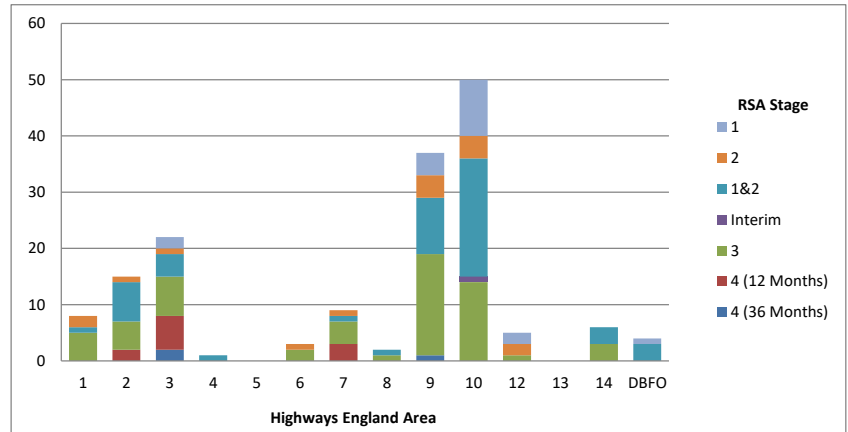
Quarterly Factsheet - 1st October 2018 - 31st December 2018 (Rev. 1)

Basic Information

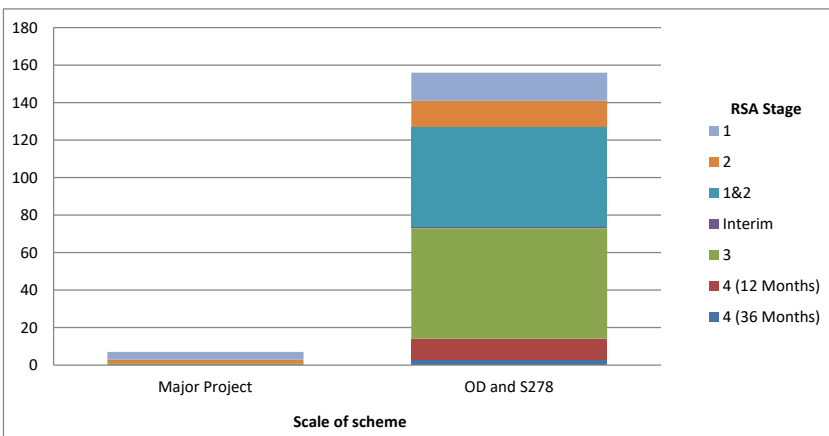
	This Quarter	Database Since Jan 2014
Number of RSAs submitted	163	2167
RSA Team Leader specifically identified	100%	95%
Project Sponsor specifically identified	80%	89%

	This Quarter	Database Since Jan 2014
Average number of problems recorded	2.2	1.7
Response Report issued	7%	2%
Exception Report issued	1%	0%

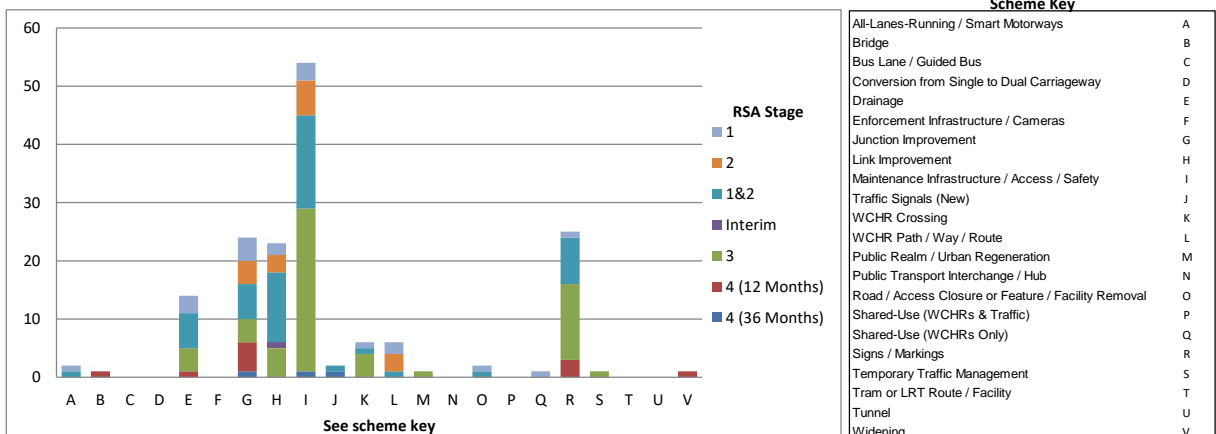
RSAs By Highways England Area - This Quarter



RSAs By Scale of Scheme - This Quarter



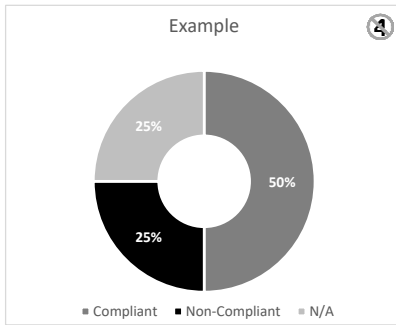
RSAs by Scheme Type - This Quarter



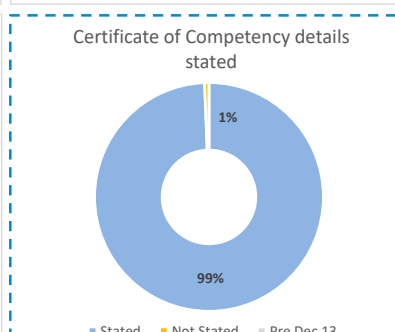
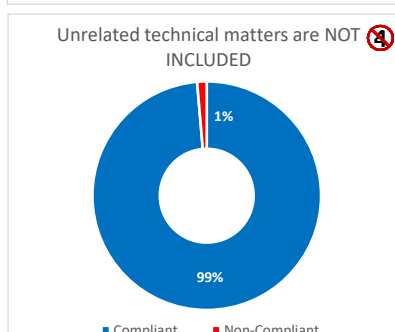
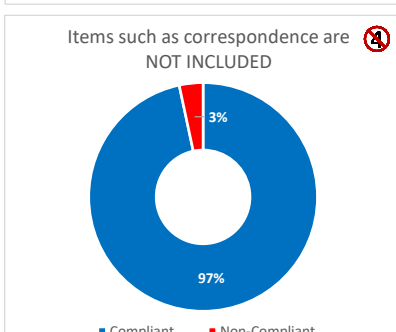
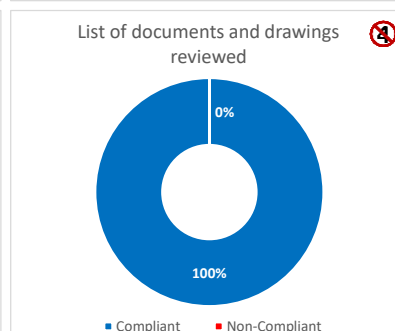
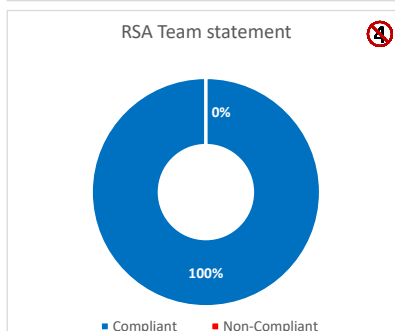
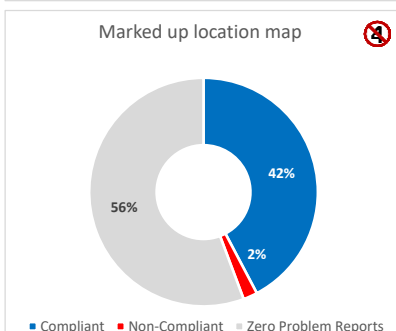
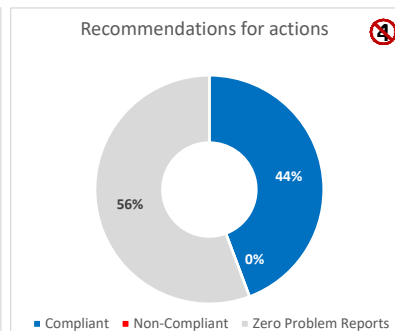
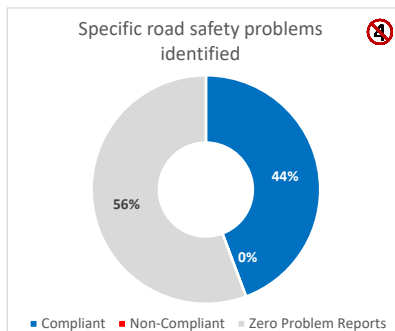
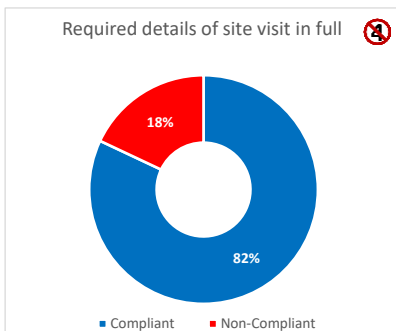

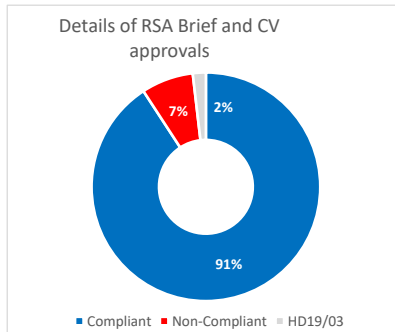
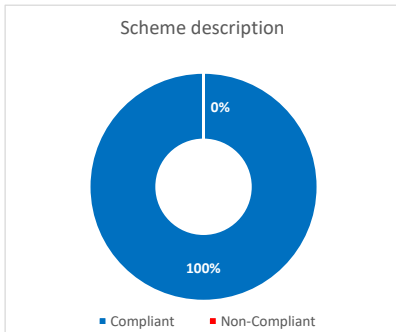
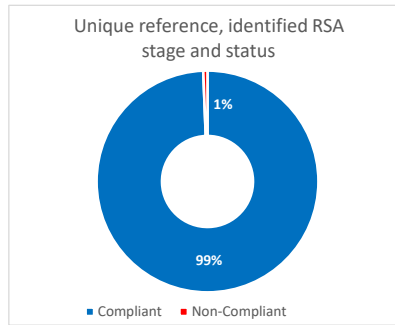
Scheme Key	
All-Lanes-Running / Smart Motorways	A
Bridge	B
Bus Lane / Guided Bus	C
Conversion from Single to Dual Carriageway	D
Drainage	E
Enforcement Infrastructure / Cameras	F
Junction Improvement	G
Link Improvement	H
Maintenance Infrastructure / Access / Safety	I
Traffic Signals (New)	J
WCHR Crossing	K
WCHR Path / Way / Route	L
Public Realm / Urban Regeneration	M
Public Transport Interchange / Hub	N
Road / Access Closure or Feature / Facility Removal	O
Shared-Use (WCHRs & Traffic)	P
Shared-Use (WCHRs Only)	Q
Signs / Markings	R
Temporary Traffic Management	S
Tram or LRT Route / Facility	T
Tunnel	U
Widening	V

Quarterly Factsheet - 1st October 2018 - 31st December 2018 (Rev. 1)

RSAs by Compliances - This Quarter - Refers to all RSA Stages unless indicated (see key)



4 Charts marked by this symbol exclude data for Stage 4 RSAs as those compliances are not directly comparable



Inclusion of Certificate of Competency details is not mandatory